MIVA
OPEN UNIVERSITY

MCM 214

Advert Copywriting



© Copyright 2026 MIVA Open University. All Rights Reserved.

Miva Open University

Headquarters

Plot 1059, O.P. Fingesi Road,

Utako, Abuja

© Copyright 2026 MIVA Open University. All Rights Reserved.

Course Development Team

Content Editor:

Language Editor: Udochi Obiukwu, MA English Language

Instructional Designer: Luke Ikyaator, M.Sc Mass Communication (Major in PR and Advertising)

© Copyright 2026 MIVA Open University. All Rights Reserved.

Table of Contents

Table of Contents 5
List of Figures 10
List of Tables 11
Course Introduction 13
Course Aims 15
Course Learning Outcomes 17
Study Session One: Introduction to Advertising Copywriting 19
Introduction 20
Learning Outcomes for Study Session 1 21
1.1 Definition and Scope of Advert Copywriting. 22
1.1.1 Definition of Advert Copywriting 22
1.1.2 Scope of Advertising Copywriting 23
1.1.3 The Role of Copywriting in Advertising and Marketing. 29
1.2. Key Principles of Effective Copywriting 38
1.3. The Relationship between Copy and Design. 44
1.3.1. Key Aspects of the Copy-Design Relationship 44
Conclusion 47
Summary 48
Study Session Two: Research in Advert Copywriting 53
Introduction 54
Learning Outcomes for Study Session 2. 54
2.1. How to Research Product Information 56
2.1.1. Key Steps in Product Research 56
2.2. Understanding Consumer Psychology and Behaviour 60
2.2.1. Key Aspects of Consumer Psychology and Behaviour 61
2.3. Analysing Market Trends for Advertising. 65
2.3.1. Methods of Analysing Market Trends for Advertising 66
2.3.2. Applying Market Trend Insights in Advertising Strategies. 67
Conclusion 68
Summary 69
Study Session Three: Campaign Strategy Development 74
Learning Outcomes for Study Session 3 76
3.1. Elements of an Advertising Campaign 77
3.1.1. Key Elements of an Advertising Campaign 77

© Copyright 2026 MIVA Open University. All Rights Reserved.

3.2. Setting Campaign Objectives. 82
3.2.1. Importance of Setting Clear Objectives. 82
3.2.2. Characteristics of Effective Objectives 83
3.2.3. Types of Objectives 85
3.2.4. Steps in Setting Clear Objectives. 86
3.3. Developing Creative Briefs 86
3.3.1. The Purpose and Importance of a Creative Brief 87
3.3.2. Key Components of a Creative Brief 87
3.3.3. Steps in Developing a Creative Brief. 89
3.4 Creative Brief Sample 89
Conclusion 94
Summary 95
Study Session Four: Creativity in Advertising 100
Introduction 101
Learning Outcomes for Study Session 4 101
4.1 Creative Thinking Techniques 103
4.2 Understanding Creative Hooks 108
4.2.1 Why Are Creative Hooks Important? 109
4.2.2. Types of Creative Hooks in Advertising. 110
4.2.3. Developing Effective Creative Hooks 114
4.3 Developing Unique Selling Propositions. 115
4.3.1. Methods for Identifying a Unique Selling Proposition (USP) 116
4.4 Creative Presentation Techniques 124
4.4.1. Key Creative Presentation Techniques. 125
Conclusion 128
Summary 128
Study Session Five: Writing for Print Advertising 134
Introduction 135
Learning Objectives for Study Session 5 136
5.1 Components of a Print Ad (Headline, Body Copy, Call to Action) 137
5.2 Techniques for Writing Compelling Print Ad Copy. 140
5.2.1 Elements of Effective Storytelling in Ads: 143
5.3 Print Ad Layout and Visual Elements 145
5.3.1 Principles of Print Ad Layout 146
5.3.2 Typography in Print Ads 150

© Copyright 2026 MIVA Open University. All Rights Reserved.

5.3.3 Role of Colour Psychology in Print Ads 150
5.3.4 The Use of Imagery and Visual Elements 152
5.3.5 Guidelines for Effective Imagery: 153
5.3.6 The Importance of White Space 153
Conclusion 155
Summary 156
Study Session Six: Writing for Broadcast Advertising 161
Introduction 162
Learning Outcomes for Study Session 6. 163
6.1. Writing Scripts for Radio and TV Ads 164
6.1.1. Understanding the Structure of Radio and TV Ad Scripts 165
6.1.1.1 Key Elements of an Effective Ad Script 165
6.1.2. Crafting Effective Scripts for Radio Ads 167
6.1.2.1 Key Strategies for Writing Effective Radio Ads 167
6.1.3. Writing Scripts for TV Advertisements 171
6.1.3.1 Key Elements of Effective TV Ad Scripts 171
6.1.4. Differences Between Radio and TV Ad Scriptwriting. 175
6.2. Developing Engaging Storylines and Scripts 177
6.2.1. Key Elements of an Engaging Storyline 178
6.2.2. Crafting Scripts for Maximum Engagement 179
6.3. Understanding Tone, Voice, and Pacing in Broadcast Ads. 184
6.3.1. The Role of Voice in Broadcast Ads 185
6.3.2. The Impact of Pacing in Advertisements 187
Conclusion 190
Summary 191
Study Session Seven: Planning and Preparing Storyboards 196
Introduction 197
Learning Outcomes for Study Session 7 198
7.1. Purpose and Importance of Storyboards in Advertising 199
7.1.1. Purpose of Storyboards in Advertising. 200
7.1.2. Importance of Storyboards in Advertising. 201
7.2. Creating Visual Representations for Broadcast Ads. 203
7.2.1. Principles of Effective Visual Representation 204
7.2.2. Steps in Developing Visual Representations for Broadcast Ads 205
7.2.3. Importance of Storyboarding in Visual Representation. 207

© Copyright 2026 MIVA Open University. All Rights Reserved.

7.2.4. Challenges in Creating Visual Representations for Broadcast Ads. 208
7.3. Step-by-Step Process of Developing a Storyboard. 208
Conclusion 214
Summary 214
Study Session Eight: Internet Advertising and Digital Copywriting 220
Introduction 221
Learning Outcomes for Study Session 8 221
8.1. Understanding Online Advertising Formats (Banners, Social Media Ads, Email Marketing) 223
8.1.1 Banner Ads 223
8.1.1.1 Types of Banner Ads 224
8.1.1.2 Advantages of Banner Advertising 225
8.1.2 Social Media Ads 226
8.1.2.1 Types of Social Media Ads 227
8.1.2.2 Advantages of Social Media Advertising 227
8.1.3 Email Marketing 232
8.1.3.1 Types of Email Marketing 233
8.1.3.2 Advantages of Email Marketing 234
8.2 Writing Engaging and Persuasive Digital Ads 235
8.2.1 Key Elements of Engaging Digital Ads 235
8.2.2 Persuasive Techniques in Digital Advertising 237
8.2.3 Optimising Digital Ads for Engagement and Conversion 238
8.3 Adapting Traditional Copywriting Techniques for Digital Media. 238
8.3.1. Key Traditional Copywriting Techniques and Their Digital Adaptations 239
8.3.2. Key Aspects of Data and Analytics in Digital Copywriting 241
Conclusion 245
Summary 245
Study Session Nine: Ad Layout and Design Principles 251
Introduction 252
Learning Outcomes for Study Session 9 253
9.1. Understanding Ad Layout 254
9.1.1. Principles of Effective Ad Layout 255
9.1.2. Types of Ad Layouts 256
9.2. Colour Theory in Advertising 257
9.2.1. The Psychology of Colours in Advertising 259

© Copyright 2026 MIVA Open University. All Rights Reserved.

9.2.2. The Role of Colour in Branding and Advertising. 260
Conclusion 263
Summary 263
Study Session Ten: Persuasive Techniques in Advertising 269
Introduction 270
Learning Outcomes for Study Session 10 270
10.1. Using Emotional and Logical Appeals in Ad Copy 272
10.1.1. Emotional Appeals in Advertising 272
10.1.2. Logical Appeals in Advertising 273
10.1.3. Balancing Emotional and Logical Appeals. 273
10.2. Psychological Principles behind Persuasive Advertising 274
10.2.1. Key Psychological Principles in Persuasive Advertising 275
10.3. A/B Testing and Evaluating Ad Effectiveness 279
10.3.1. Steps in Conducting A/B Testing 280
10.3.2. Evaluating Ad Effectiveness 280
Conclusion 281
Summary 281
Study Session Eleven: Campaign Execution and Management 290
Introduction 291
Learning Outcomes for Study Session 11 292
11.1. Key Steps in Campaign Execution 293
11.2. Media Planning Basics 297
11.2.1. The Media Planning Process 300
11.3. Campaign Tracking Methods 302
11.3.1. Key Campaign Tracking Methods 302
Conclusion 308
Summary 309
Study Session Twelve: Portfolio Development and Professional Practice 316
Introduction 317
Learning Outcomes for Study Session 12 317
12.1. Building a Copywriting Portfolio 319
12.1.1. Key Elements of a Copywriting Portfolio. 320
12.1.2. Steps to Building an Effective Copywriting Portfolio 320
12.1.3. Importance of a Strong Copywriting Portfolio 321
12.2. Professional Ethics in Advertising 326

© Copyright 2026 MIVA Open University. All Rights Reserved.

12.2.1. Key Ethical Principles in Advertising 327
12.2.2. Regulatory Frameworks and Industry Guidelines 328
12.2.3. Consequences of Unethical Advertising 330
12.3. Career Opportunities in Advertising Copywriting 332
12.3.1 Essential Skills for a Career in Copywriting. 335
Conclusion 338
Summary 338
References/Further reading 344
Glossary of Terms 348

List of Figures

Figure 1.1: Print Media Ads 24
Figure 1.2: Broadcast (TV) Ads 25
Figure 1.3: Image of the different channels of digital advertising 26
Figure 1.4: A sample ad of a burger on Instagram 27
Figure 1.5: SEO Process 28
Figure 1.6: An Illustration of a Strategy to Engage Customers 31
Figure 1.7: Diagram of Persuasive Techniques 42
Figure 2.1: Steps in Conducting Scientific Research 57
Figure 2.2: Sources of Consumer Feedback 59
Figure 2.3: An Illustration of Market Data and Industry Report 60
Figure 3.1: SMART Framework 78
Figure 3.2. Ariel's Stain Removal Ad 79
Figure 3.3: Indomie's 'You Like No Other' Ad 81
Figure 3.4: A Diagram of the SMART Goals 84
Figure 3.5: A Sample of Television and Digital Ad 92
Figure 3.6: A Sample of an Outdoor Advertisement 92
Figure 4.1: A Brainstorming Session 104
Figure 4.2. SCAMPER Technique/Framework 106
Figure 4.3: A Diagram Illustrating the Si Hats 108
Figure 4.4: MTN's 'everywhere you go' campaign. 110
Figure 4.5: Peak milk's 'pap with peak' ad 111
Figure 4.6: Airtel Nigeria's 'Data Is Life' campaign 112
Figure 4.7: Guinness Nigeria's 'Made of More' campaign 113
Figure 4.8: Glo Nigeria's 'Glo Yakata' campaign 114

© Copyright 2026 MIVA Open University. All Rights Reserved.

Figure 4.9: Dangote Cement 117
Figure 4.10: Indomie Noodles 118
Figure 4.11: A Picture of Jumia Warehouse 120
Figure 4.12: Glo's Advert on Their Data Bundles 121
Figure 4.13: Peak Milk 122
Figure 5.1. The AIDA Model 142
Figure 5.2: Colour Psychology in Ads 152
Figure 6.1: Sample of an Ad Script 164
Figure 7.1: A Sample of a Developing Storyboard 200
Figure 7.2: Storyboarding for Visual Representation 207
Figure 8.1: Examples of Banner Ad Displays 224
Figure 8.2: Examples of Social Media Ads 226
Figure 8.3: Email Marketing 233
Figure 9.1: Samples of Ad Layouts and Designs 257
Figure 9.2: Psychology of Colours in Advertising and Marketing 261
Figure 10.1: Common Persuasive Advertising Techniques 277
Figure 11.1: Campaign Execution and Management 297
Figure 12.1: Sample of a Copywriting Portfolio 319
Figure 12.2: Ethical Principles in Advertising 328

List of Tables

Table 1.1. The Role of Copywriting in Advertising and Marketing 33
Table 6.1: Example of a Radio Commercial Script 169
Table 6.2: Example of a Television Commercial Script 173
Table 6.3: Differences between Radio and TV Ad Scriptwriting. 175
Table 7.1. Sample of an Advertising Storyboard. 210
Table 9.1: The Psychology of Colours in Advertising. 258

© Copyright 2026 MIVA Open University. All Rights Reserved.

Course Introduction

Advertising copywriting is a fundamental component of effective marketing communication, serving as the conduit through which brands engage consumers, shape perceptions, and drive purchasing decisions. It encompasses the art and science of crafting persuasive messages that not only capture attention but also resonate with target audiences, fostering brand identity and consumer loyalty. In an increasingly competitive market where businesses vie for visibility, the strategic deployment of advertising copy is instrumental in communicating value propositions and prompting desired consumer actions.

Historically, advertising copywriting has evolved in response to shifts in media and technological advancements. In its early form, print advertising—dominated by newspapers, magazines, and billboards—necessitated concise and impactful messaging to capture consumer interest quickly. The advent of radio and television introduced new dimensions, requiring copywriters to integrate narrative techniques with auditory and visual elements to enhance engagement. The digital revolution has further transformed advertising copywriting, necessitating adaptability across diverse platforms such as websites, social media, email marketing, search engine optimisation (SEO), and mobile advertising. Digital marketing has facilitated a data-driven approach, enabling brands to craft highly personalised and targeted messaging to optimise consumer engagement and conversion rates.

© Copyright 2026 MIVA Open University. All Rights Reserved.

The role of the copywriter extends beyond textual composition to encompass strategic thinking, creativity, and consumer psychology. Effective advertising is not merely a function of linguistic dexterity but also of audience insight—understanding consumer needs, preferences, and behavioural drivers. Furthermore, advertising copy does not exist in isolation; it operates in conjunction with visual design elements to create cohesive and persuasive marketing materials. The symbiotic relationship between textual and visual components is essential in producing advertisements that are both aesthetically compelling and strategically effective.

As media landscapes and consumer behaviours continue to evolve, advertising copywriting remains dynamic, adapting to emerging trends such as voice search, artificial intelligence-driven content personalisation, and interactive digital experiences. Despite these advancements, its core objective persists: to craft persuasive messages that stimulate consumer engagement, drive purchasing behaviour, and cultivate brand affinity.

A comprehensive understanding of advertising copywriting necessitates an appreciation of its dual nature—both creative and strategic. While creativity fuels the development of compelling narratives, strategic considerations ensure alignment with marketing objectives, audience segmentation, and measurable outcomes. This interplay between artistic expression and analytical rigour underscores the enduring relevance of advertising copywriting in contemporary marketing and communication discourse.

© Copyright 2026 MIVA Open University. All Rights Reserved.

Course Contents

This course explores the principles and strategies of advertising copywriting, focusing on the creation of persuasive messages that engage audiences and drive consumer action. It covers the evolution of copywriting across various media, from traditional print and broadcast to digital platforms, emphasising the integration of creativity, strategy, and consumer psychology. Additionally, the course examines contemporary trends such as personalised content, SEO-driven copy, and the role of emerging technologies in shaping modern advertising communication.

Course Aims

This course aims to:

1. Provide a comprehensive understanding of advertising copywriting as a fundamental aspect of marketing communication, emphasising its role in engaging consumers, shaping brand perceptions, and driving purchasing decisions.
2. Explore the historical evolution of advertising copywriting across various media, from traditional print and broadcast formats to contemporary digital and data-driven platforms.
3. Develop your ability to craft persuasive and strategically aligned advertising messages that effectively communicate value propositions and influence consumer behaviour.

© Copyright 2026 MIVA Open University. All Rights Reserved.

4. Examine the integration of advertising copy with visual design, highlighting the importance of creating cohesive, aesthetically compelling, and strategically effective marketing materials.
5. Analyse the impact of emerging trends and technological advancements, such as artificial intelligence, personalised content, and interactive digital experiences, on modern advertising copywriting.
6. Foster a balance between creativity and strategic thinking in advertising copy development, ensuring alignment with marketing objectives, audience segmentation, and measurable outcomes.
7. Equip you with practical skills to apply advertising copywriting techniques across various media platforms, including print, broadcast, social media, SEO-driven content, and mobile marketing.
8. Investigate the psychological and behavioural factors that influence consumer responses to advertising messages, enabling you to create more targeted and effective copy.
9. Introduce ethical considerations in advertising copywriting, ensuring responsible communication that adheres to industry regulations and best practices.
10. Develop critical thinking and analytical skills necessary for evaluating the effectiveness of advertising copy and making data-driven improvements.
11. Enhance your ability to write in different advertising styles and tones, adapting copy for various audiences, industries, and marketing goals.

© Copyright 2026 MIVA Open University. All Rights Reserved.

12. Prepare you for real-world applications of advertising copywriting, including campaign development, brand storytelling, and content marketing strategies.

Course Learning Outcomes

1. **Analyse Copywriting Evolution:** Students will be able to trace the historical development of advertising copy and evaluate how it has adapted to contemporary media landscapes. This outcome ensures students understand the foundational shifts in communication styles necessitated by technological advancements.
2. **Apply Persuasive Techniques:** Students will demonstrate the ability to apply key psychological principles, such as ethos, pathos, and logos, to craft compelling and ethically sound advertising messages. This outcome focuses on the 'art' of persuasion and its role in influencing consumer behaviour.
3. **Integrate Copy and Design:** Students will be able to synthesise textual content with visual elements, demonstrating an understanding of visual hierarchy, typography, and colour psychology. This outcome prepares students to work collaboratively within creative teams to produce cohesive advertisements.
4. **Develop Strategic Campaign Content:** Students will gain the competence to develop comprehensive creative briefs and campaign strategies that align with specific marketing objectives and audience

© Copyright 2026 MIVA Open University. All Rights Reserved.

segments. This outcome emphasises the 'science' and planning required behind effective advertising.

5. **Optimise Content for Digital Platforms:** Students will be able to write and optimise copy for various digital channels, including social media, email marketing, and search engines (SEO). This outcome ensures students are prepared for the technical demands of modern digital advertising.

© Copyright 2026 MIVA Open University. All Rights Reserved.

Study Session One:

Introduction to Advertising Copywriting

© Copyright 2026 MIVA Open University. All Rights Reserved.

Introduction

Advertising copywriting is a pivotal discipline within the broader field of marketing and communication, forming the backbone of many successful campaigns. The art of crafting compelling, persuasive messages has evolved significantly over the years, adapting to shifts in media, technology, and consumer behaviour. Traditionally, copywriting was confined to print advertisements, but with the rise of digital media, it now spans a variety of formats, including social media posts, email marketing, websites, and mobile platforms. Effective copywriting does more than simply deliver information—it engages audiences, builds brand identity, and drives consumer action, making it a vital skill for anyone involved in modern marketing.

This study session, 'Introduction to Advertising Copywriting, will provide a foundational understanding of advertising copywriting's role in the marketing landscape. We will explore the evolution of copywriting, key principles behind creating persuasive messages, and the strategic importance of copy in engaging target audiences. The session will also cover the integration of creativity and strategy in crafting copy that resonates with consumers, while highlighting the influence of emerging technologies and trends in shaping contemporary advertising.

© Copyright 2026 MIVA Open University. All Rights Reserved.

Learning Outcomes for Study Session 1

When you have studied this session, you should be able to:

1.1. Analyse the historical evolution of advertising copywriting and its adaptation across various media platforms.

1.2. Define key principles of persuasive copywriting and its strategic role in modern marketing campaigns.

1.3. Demonstrate an understanding of how to craft advertising messages that engage and influence target audiences.

1.4. Evaluate the impact of emerging technologies and trends on the practice of advertising copywriting.

1.5. Apply creativity and strategic thinking in developing advertising copy that aligns with brand identity and marketing goals

© Copyright 2026 MIVA Open University. All Rights Reserved.

1.1 Definition and Scope of Advert Copywriting.

1.1.1 Definition of Advert Copywriting

Advertising copywriting refers to the creation of written content for advertisements, including both traditional and digital formats, aimed at promoting a product, service, or brand. It is the process of developing persuasive messages designed to capture attention, communicate value, and drive consumer action (Adams, 2020).

At its core, it's about crafting content that influences decisions—whether to purchase a product, subscribe to a service, or engage with a brand. Experts like Bly (2018) define advertising copywriting as the act of writing words that inspire action, emphasising its role in motivating consumers to act, not merely informing them. In essence, it's a tool that aligns with the strategic objectives of marketing, working to influence consumer behaviour through well-crafted messages.

This definition reinforces the idea that advertising copywriting must be highly focused on the consumer's desires, aligning with persuasive techniques that appeal to emotions, needs, and wants. Bly's definition also indicates that copywriting goes beyond informative content, demanding a call to action that prompts an immediate response. This definition is crucial in understanding the influence of advertising in shaping consumer behaviour, which is fundamental in all forms of marketing.

© Copyright 2026 MIVA Open University. All Rights Reserved.

Furthermore, Gillin & Schwartzman (2020) define advertising copywriting as 'the act of creating content that not only promotes a product or service but also tells a compelling brand story.' This definition broadens the scope of advertising copywriting by emphasising *storytelling* as an essential element. In today's marketing landscape, consumers no longer respond just to transactional messages but to narratives that connect them emotionally with the brand. Brand storytelling builds deeper relationships with audiences by humanising the brand and making it relatable. Through compelling storytelling, copywriters create an experience that enhances brand perception and establishes long-term consumer loyalty.

1.1.2 Scope of Advertising Copywriting

The scope of advertising copywriting is vast, encompassing a variety of media formats and marketing objectives. As the field has evolved, so too has the breadth of its applications. **Below are the key areas within the scope of advertising copywriting:**

1. **Print Advertising**: traditional print media—such as newspapers, magazines, brochures, and billboards—remains an integral part of advertising copywriting. Print ads often require concise, attention-grabbing copy that communicates a brand message clearly and effectively within a limited space. Copywriters in this domain must be adept at writing catchy headlines, subheadings, and body copy that compel readers to act (Sullivan, 2017).

© Copyright 2026 MIVA Open University. All Rights Reserved.



Figure 1.1: Print Media Ads

2. **Broadcast Advertising**: With the rise of radio and television, copywriting expanded into the realm of audio and visual storytelling. Copywriters for broadcast advertisements create scripts that combine narrative techniques with auditory and visual elements to engage audiences. This form of advertising often involves creating dialogue, slogans, and voiceovers that align with the brand's message (Hendrix, 2019).

© Copyright 2026 MIVA Open University. All Rights Reserved.



Figure 1.2: Broadcast (TV) Ads

3. **Digital Advertising**: the digital age has introduced a new frontier for advertising copywriting. Online platforms, including websites, social media, email marketing, search engine optimisation (SEO), and mobile advertising, require tailored copy that speaks directly to consumers in real time. Digital advertising copywriting must consider the fast-paced nature of the internet, often requiring concise, attention-grabbing messages and calls to action (Hansen, 2020). Furthermore, it requires knowledge of SEO principles to ensure that copy is optimised for search engines, thus improving visibility and reach.

© Copyright 2026 MIVA Open University. All Rights Reserved.

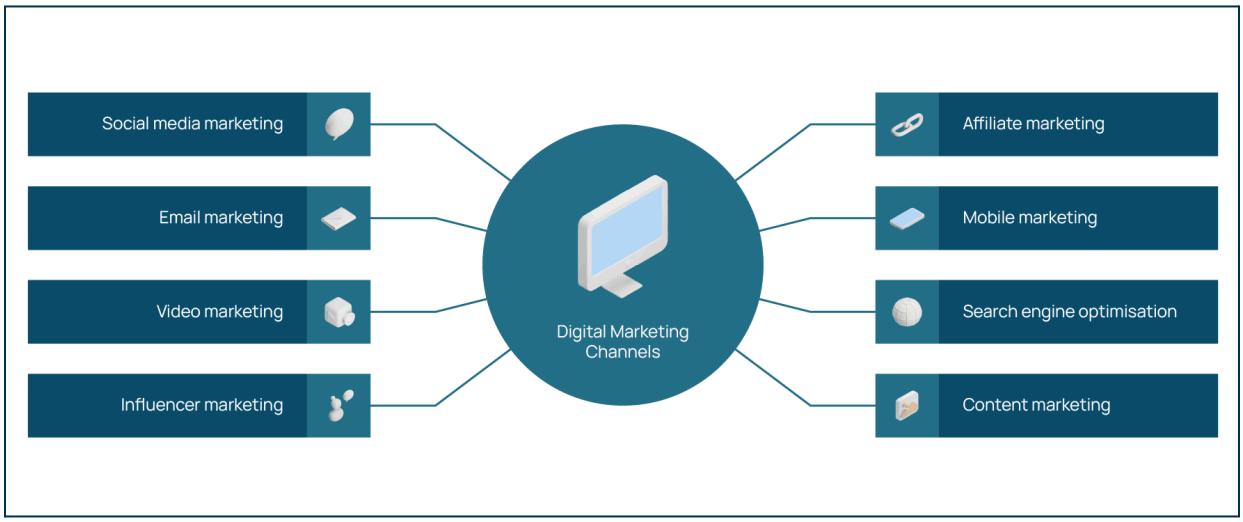

Figure 1.3: Image of the different channels of digital advertising

4. **Social Media Advertising**: Social media platforms like Facebook, Twitter, Instagram, and LinkedIn have created new opportunities for advertising copywriters to reach a broader audience. Social media ads require highly creative, engaging, and succinct copy that is tailored to the specific platform and audience. Given the interactive nature of social media, copywriters must also incorporate compelling calls to action and community-building elements to foster user engagement (Cook, 2021).

© Copyright 2026 MIVA Open University. All Rights Reserved.

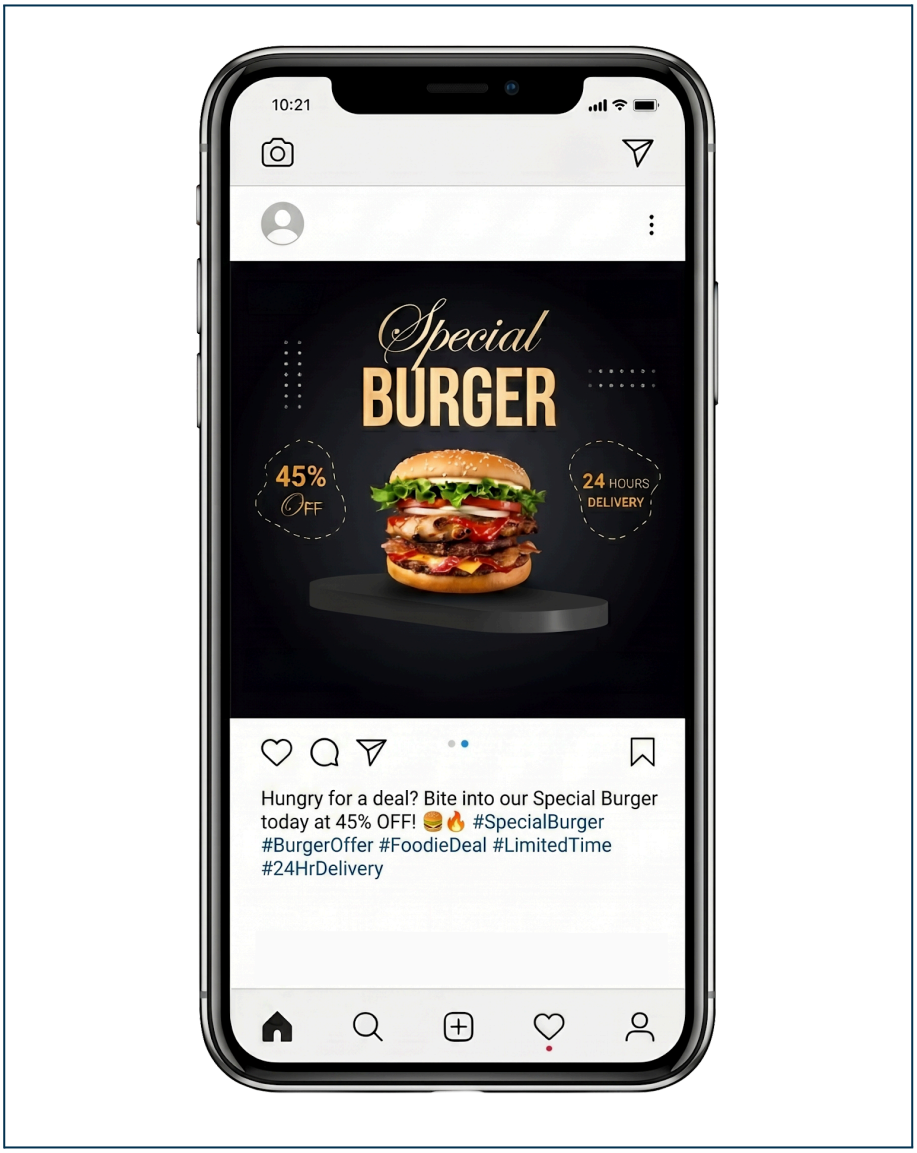

Figure 1.4: A sample ad of a burger on Instagram

5. **Email Marketing**: Email marketing copywriting focuses on crafting messages that engage recipients and encourage them to take action, such as clicking on a link, making a purchase, or sharing the content. Effective email copy must be personalised, relevant, and clear, with a focus on delivering value to the reader (Ryan, 2020). Copywriters must also be

© Copyright 2026 MIVA Open University. All Rights Reserved.

skilled in writing subject lines that encourage recipients to open the email, as the subject line is often the deciding factor in whether an email is read.

6. **Direct Response Advertising**: Direct response advertising focuses on eliciting an immediate reaction from the target audience. This type of copywriting is often used in mailers, telemarketing, and online ads. Copywriters aim to create urgency and make it easy for the consumer to respond right away, often offering incentives such as limited-time offers or exclusive deals (Ogden, 2018).
7. **SEO and Content Marketing**: In today's digital world, the integration of SEO with content marketing has become an essential component of advertising copywriting. SEO copywriters focus on producing content that is not only engaging but also optimised for search engines to increase visibility. This requires a deep understanding of keyword research, search engine algorithms, and content strategy (Clarke, 2019). Copywriters in this area create blog posts, landing pages, product descriptions, and other written content that ranks highly on search engines while driving traffic and conversions.

© Copyright 2026 MIVA Open University. All Rights Reserved.

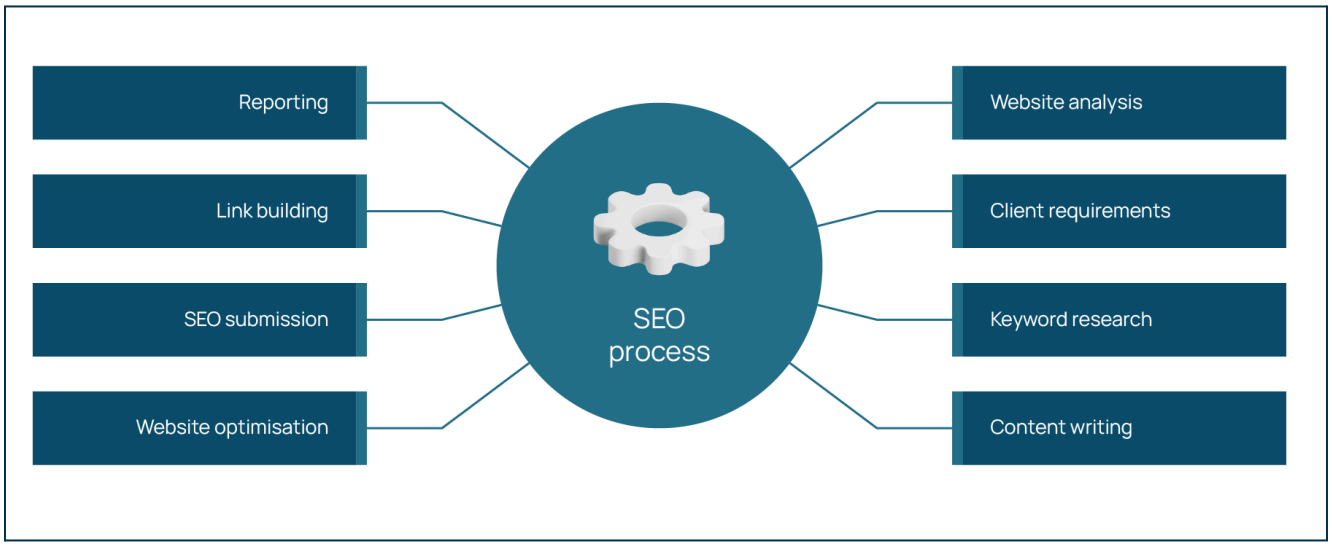

Figure 1.5: SEO Process

8. **Branding and Corporate Communications**: Beyond advertising, copywriting plays a significant role in branding and corporate communications. Copywriters are tasked with creating brand messaging that aligns with the company's identity and values. This includes developing taglines, mission statements, and other brand-related content that reflects the company's ethos and resonates with its target audience (Gillin & Schwartzman, 2020).

1.1.3 The Role of Copywriting in Advertising and Marketing.

Copywriting plays a crucial role in shaping brand perception, engaging consumers, and driving conversions. It goes beyond just writing words—it involves strategic messaging, persuasion, and emotional connection. The essential roles of copywriting in advertising and marketing are outlined below and further detailed in **Table 1.1**.

© Copyright 2026 MIVA Open University. All Rights Reserved.

1. Brand Voice Development

A strong brand voice is essential for building recognition and trust. Copywriting ensures that a brand's message remains consistent across different marketing channels. **This involves:**

a. **Developing Brand Personality Traits:** Copywriters craft a tone that aligns with the brand's identity—whether it's formal, friendly, authoritative, or playful.
b. **Creating Messaging Guidelines:** Copywriters establish guidelines to ensure consistency in tone, language, and style across all marketing materials.
c. **Adapting Tone for Different Platforms:** While the core message remains the same, copywriters modify the tone to fit different platforms (e.g., professional on LinkedIn, casual on Instagram).

2. Consumer Engagement and Persuasion.

Copywriting is the foundation of persuasive communication, influencing consumer behaviour and decisions. **This involves:**

a. **Creating Emotional Connections:** Effective storytelling in copywriting helps brands connect with consumers on an emotional level.
b. **Addressing Consumer Pain Points:** Great copy highlights how a product or service solves a consumer's problem.

© Copyright 2026 MIVA Open University. All Rights Reserved.

c. **Building Trust:** Authentic messaging fosters credibility, making consumers more likely to engage with the brand.

d. **Driving Action:** Strategic calls-to-action (CTAs) encourage consumers to take specific steps, such as signing up for a newsletter or making a purchase.

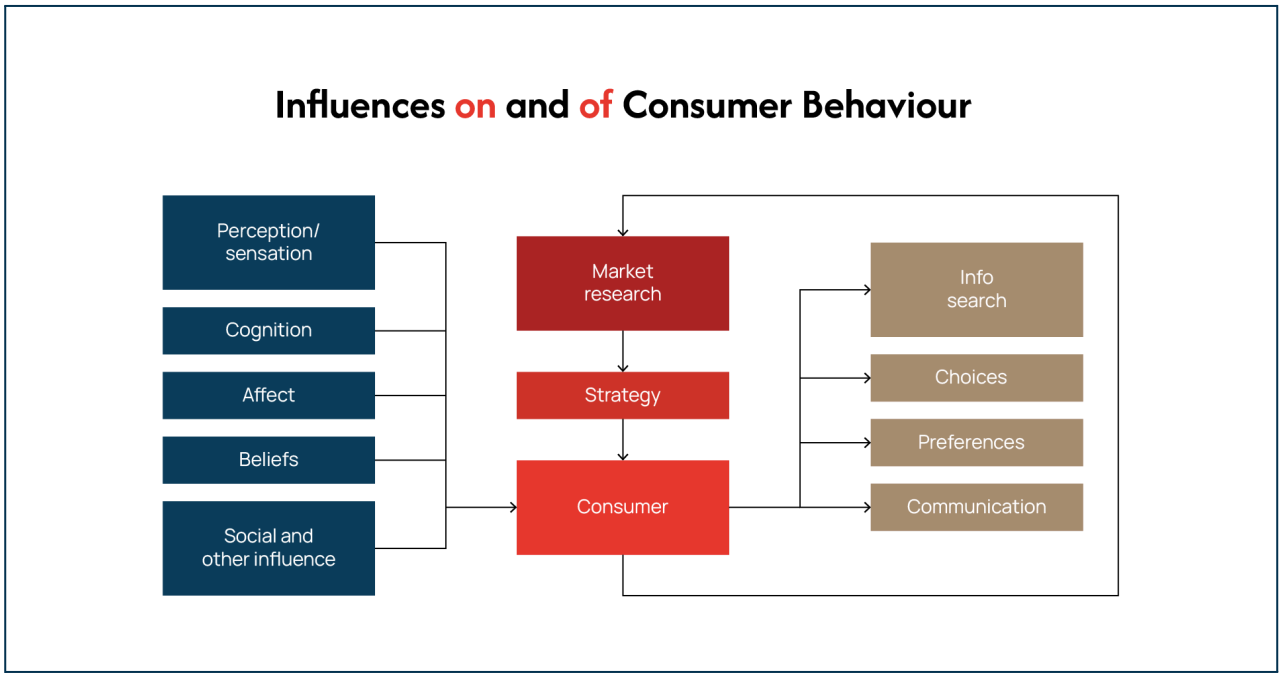

Figure 1.6: An Illustration of a Strategy to Engage Customers

3. Content Marketing Integration

With the rise of digital marketing, copywriting now plays a key role in content marketing. **This includes:**

a. **Establishing Thought Leadership:** Well-crafted blogs, articles, and whitepapers position brands as industry experts.

© Copyright 2026 MIVA Open University. All Rights Reserved.

b. **Improving Search Engine Visibility:** SEO-optimised content helps brands rank higher in search engine results.
c. **Creating Shareable Content:** Engaging and informative copy encourages users to share content, increasing brand reach.
d. **Supporting Lead Generation:** Copywriting in lead magnets (e.g., ebooks, reports) helps attract and convert potential customers.

4. Cross-Channel Communication.

Copywriting ensures message consistency across various platforms while tailoring the approach to each medium. **This involves:**

a. **Platform-Specific Writing Techniques:** Short and catchy copy for social media, detailed descriptions for websites, and persuasive language for ads.
b. **Integrated Messaging Strategies:** Ensuring uniformity in marketing campaigns across different platforms.
c. **Multi-Format Content Adaptation:** Adapting copy for videos, infographics, podcasts, and other formats.
d. **Cross-Channel Cohesion:** Aligning messaging across websites, email marketing, and social media.

5. Impact on Consumer Behaviour.

Copywriting plays a vital role at different stages of the consumer journey:

© Copyright 2026 MIVA Open University. All Rights Reserved.

a. **Awareness:** Informative and engaging content educates potential customers about a product or service.
b. **Consideration:** Benefit-driven copy helps customers compare options and understand why a product is the best choice.
c. **Decision:** Persuasive copy, testimonials, and social proof help finalise the purchase.

6. Sales Funnel Optimisation.

Copywriting plays a significant role at different stages of the sales funnel:

a. **Awareness Stage:** Attention-grabbing headlines, informative blog posts, and compelling social media content introduce the brand.
b. **Interest Stage:** Case studies, email marketing, and educational content nurture the audience's interest.
c. **Desire Stage:** Testimonials, benefits-focused copy, and persuasive messaging increase consumer desire.
d. **Action Stage:** Strong CTAs, landing page optimisation, and urgency-driven copy encourage conversions.

7. Marketing Campaign Integration

Effective marketing campaigns rely heavily on strategic copywriting. Key roles include:

a. **Campaign Message Development:** Creating a strong, unified campaign message that aligns with business goals.

© Copyright 2026 MIVA Open University. All Rights Reserved.

b. **Cross-Channel Content Adaptation:** Ensuring the core campaign message is customised for various platforms.
c. **Consistent Brand Messaging:** Reinforcing the brand's identity across different advertising formats.
d. **Performance Optimisation:** A/B testing different versions of ad copy to determine the most effective approach.

Table 1.1. The Role of Copywriting in Advertising and Marketing

Key Role	Description	Key Elements
Brand Voice Development	Ensures brand message consistency across marketing channels.	• Developing brand personality traits (e.g., formal, friendly, authoritative) • Creating messaging guidelines for tone and style • Adapting tone for different platforms (e.g., LinkedIn vs. Instagram)
Consumer Engagement and Persuasion	Influences consumer behaviour and decision-making through strategic messaging.	• Creating emotional connections through storytelling • Addressing consumer pain points

© Copyright 2026 MIVA Open University. All Rights Reserved.

		• Building trust with authentic messaging • Driving action through compelling CTAs
Content Marketing Integration	Enhances brand authority and digital presence through strategic content.	• Establishing thought leadership with blogs and whitepapers • Improving SEO visibility with optimised content • Creating shareable content for increased brand reach • Supporting lead generation with ebooks and reports
Cross-Channel Communication	Maintains message consistency across various marketing platforms.	• Using platform-specific writing techniques (e.g., short for social media, detailed for websites) • Developing integrated messaging strategies • Adapting content for multiple formats (e.g., videos, podcasts, infographics)

© Copyright 2026 MIVA Open University. All Rights Reserved.

		• Ensuring cross-channel cohesion (websites, email, social media)
Impact on Consumer Behaviour	Plays a crucial role in different stages of the consumer journey.	• Awareness Stage: Informative content educates consumers • Consideration Stage: Benefit-driven copy aids decision-making. • Decision Stage: Persuasive messaging, testimonials, and social proof drive conversions
Sales Funnel Optimisation	Supports each stage of the sales funnel to maximise conversions.	• Awareness: Attention-grabbing headlines, social media content • Interest: Case studies, email marketing, educational content • Desire: Testimonials, benefits-focused copy, persuasive messaging • Action: Strong CTAs, landing page optimisation, urgency-driven copy

© Copyright 2026 MIVA Open University. All Rights Reserved.

Marketing Campaign Integration	Aligns copywriting with overall marketing campaign goals	• Developing a unified campaign message • Adapting content for different platforms • Reinforcing consistent brand messaging • Using A/B testing to optimise performance

In-Text Questions and Answer (ITQ and ITA)

ITQ 1.1: How does copywriting contribute to consumer engagement and persuasion in advertising and marketing?

ITA 1.1: Copywriting enhances consumer engagement and persuasion by creating emotional connections through storytelling, addressing consumer pain points, building trust with authentic messaging, and driving action with strategic calls-to-action (CTAs). Effective copy ensures that a brand resonates with its audience, making it more likely for consumers to interact with and respond positively to marketing messages.

Interactive Activities

Activity 1.1: Simulation Exercise:

© Copyright 2026 MIVA Open University. All Rights Reserved.

You are a copywriter at an advertising agency. Create an advertising campaign for a new smartphone:

- **Write headlines for three different platforms:**
  - Billboard (5-7 words)
  - Social media post (20-30 words)
  - Email subject line (6-8 words)
- Apply the key principles discussed in the lesson
- Consider your target audience Time allowed: 30 minutes

Activity 1.2. Poll and Survey:

Poll Question: **Which copywriting principle do you find most challenging to implement?**

- Clarity and simplicity
- Emotional appeal
- Benefits over features
- Call-to-action
- Brand voice consistency

Survey Questions:

i. How confident are you in applying copywriting principles? (Scale 1-5)
ii. Which media platform do you find most challenging to write for?
iii. What aspects of copywriting would you like to learn more about?
iv. How often do you analyse advertisements for their copywriting elements?

© Copyright 2026 MIVA Open University. All Rights Reserved.

v. What type of copywriting exercises would help you improve?

Activity 1.3. Critical Thinking Discussion Question:

'How does the principle of 'benefits over features' relate to consumer psychology? Analyse why this approach is more effective in persuading consumers, using examples from the lesson material. Consider both emotional and logical aspects of consumer decision-making.'

1.2. Key Principles of Effective Copywriting

1. Clarity and Simplicity

The best copy is easy to understand. Advertising messages should be clear, direct, and free from jargon or unnecessary complexity. Consumers often scan content quickly, so using short sentences, simple words, and direct messaging ensures that the main idea is conveyed instantly.

Example:

Instead of writing, 'Our *innovative, cutting-edge technological advancements ensure an optimised experience for users.'*

A clearer version could be: *'Our technology makes life easier for you.'*

2. Audience-Centric Approach

Effective copywriting speaks directly to the audience by addressing their needs, desires, and pain points. Understanding the target audience's demographics,

© Copyright 2026 MIVA Open University. All Rights Reserved.

psychographics, and behaviours is crucial in crafting messages that resonate. Copy should feel personal, relatable, and relevant to the reader.

Example:

- A skincare brand targeting young women might use: *'Say goodbye to acne and hello to glowing skin!'*
- A financial service targeting professionals might use: *'Secure your future with smart investments today.'*

3. Emotional Appeal

People make decisions based on emotions first, then justify with logic. Effective copywriting taps into emotions such as joy, fear, nostalgia, excitement, or trust to make messages more persuasive. Emotional storytelling can increase brand recall and engagement.

Example: Nike's slogan *'Just Do It'* evokes motivation and determination, inspiring consumers to push their limits.

4. Strong Call to Action (CTA)

A great ad should tell the audience what to do next. Whether it's clicking a link, making a purchase, signing up for a newsletter, or following a brand on social media, an effective CTA is clear, compelling, and action-orientated.

Example:

- Weak CTA: *'Our product is available now.'*

© Copyright 2026 MIVA Open University. All Rights Reserved.

- Strong CTA: *'Shop now and get 20% off your first order!'*

5. Creativity and Originality.

With countless ads bombarding consumers daily, standing out is crucial. Copywriters must use creative hooks, unique angles, and fresh ideas to capture attention. Avoiding clichés and crafting memorable messages helps brands differentiate themselves.

Example: Apple's 'Think Different' campaign set the brand apart by celebrating innovation and individuality.

6. Consistency in Brand Voice and Tone.

A brand should have a consistent voice across all platforms, whether it's formal, conversational, humorous, or authoritative. This consistency builds trust and recognition.

Example: Coca-Cola uses an optimistic and friendly tone in all its messaging, reinforcing its brand personality.

7. Persuasive Techniques (Ethos, Pathos, Logos)

- **Ethos (Credibility):** Building trust with testimonials, expert endorsements, or guarantees.
- **Pathos (Emotion):** Using emotional storytelling to connect with the audience.

© Copyright 2026 MIVA Open University. All Rights Reserved.

- **Logos (Logic):** Presenting facts, statistics, and logical arguments to persuade.

The above persuasive techniques are further illustrated in the diagram below.

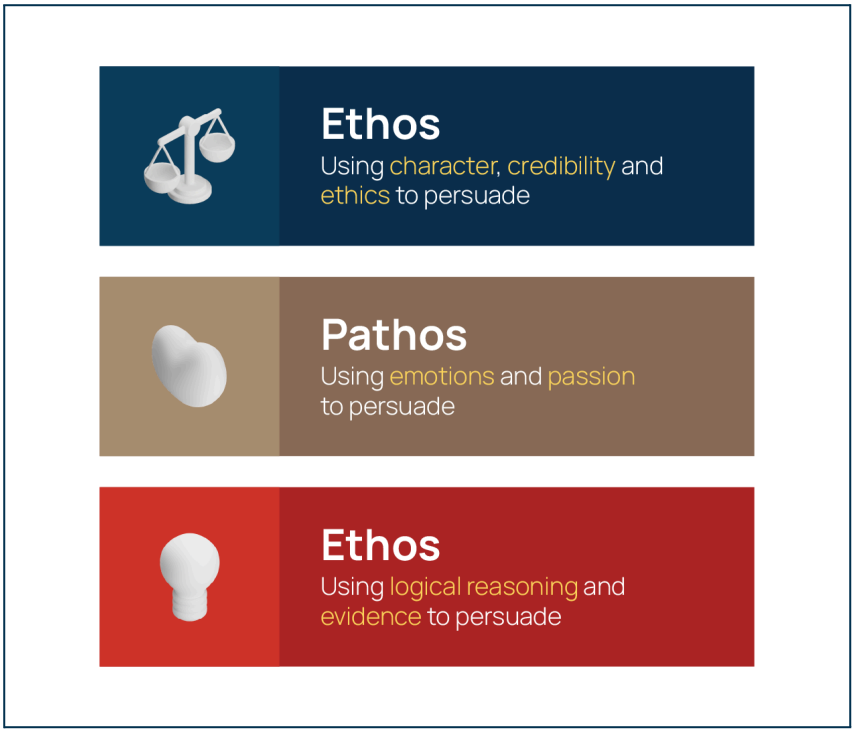

Figure 1.7: Diagram of Persuasive Techniques

Example: A toothpaste brand using scientific backing might say, '9 *out of 10 dentists recommend our toothpaste for healthier gums.'*

8. Benefits Over Features

Consumers don't just care about what a product does; they care about how it improves their lives. Instead of listing features, copy should highlight the benefits of a product or service.

© Copyright 2026 MIVA Open University. All Rights Reserved.

Example:

- Feature: *'Our phone has a 5000mAh battery.'*
- Benefit: *'Stay connected all day without worrying about your battery running out.'*

9. Urgency and Scarcity

Creating a sense of urgency encourages immediate action. Phrases like *'Limited Time Offer', 'Only 5 Left in Stock',* or *'Offer Ends at Midnight'* trigger the fear of missing out (FOMO), making consumers act quickly.

Example: *'Hurry! 50% off sale ends tonight!'*

10. Readability and Visual Appeal.

Effective copywriting isn't just about words—it's also about how those words look on a page. Proper formatting with headlines, bullet points, and white space makes content more readable and engaging.

Example: A landing page with a bold headline, short paragraphs, and bullet points is more effective than one with long, dense text.

© Copyright 2026 MIVA Open University. All Rights Reserved.

In-Text Question and Answer (ITQ and ITA)

ITQ 1.2: Why is it important to highlight benefits over features in effective copywriting?

ITA 1.2: Highlighting benefits over features is crucial because consumers are more interested in how a product or service improves their lives rather than just its technical specifications. While features describe what a product does, benefits explain why it matters to the consumer. For example, instead of stating, 'Our phone has a 5000 mAh battery' (feature), a more effective approach would be, 'Stay connected all day without worrying about your battery running out.' (benefit). This makes the message more relatable and persuasive, increasing the likelihood of consumer engagement and purchase.

1.3. The Relationship between Copy and Design.

Advertising is a combination of words (copy) and visuals (design), working together to create a compelling message. A great design can attract attention, but it's the copy that communicates the message and persuades the audience to take action. Likewise, even the most well-written copy can fail if the design does not complement it or make it visually appealing.

Think of an advertisement like a movie poster—the bold headlines, font choices, colours, and images all work together to set the tone and influence the audience's perception. The relationship between copy and design is about balance, harmony, and effectiveness in delivering an advertising message.

© Copyright 2026 MIVA Open University. All Rights Reserved.

1.3.1. Key Aspects of the Copy-Design Relationship

1. Visual Hierarchy: Guiding the Audience's Attention

In any ad, the audience's eyes follow a natural path based on how elements are arranged. Design helps direct attention to key parts of the message, such as:

- **Headlines** (largest and boldest text) to grab attention.
- **Subheadings** (slightly smaller text) to provide additional information.
- **Body Copy** (regular text) to explain details.
- **Call-to-Action (CTA)** (button, highlighted text) to prompt action.

2. Typography: Choosing the Right Fonts for Readability and Impact

Typography refers to the style, size, and arrangement of text in an ad. The right font enhances readability and conveys the brand's personality.

- **Serif fonts (e.g., Times New Roman):** Traditional, trustworthy, used in newspapers and formal ads.
- **Sans-serif fonts (e.g., Helvetica, Arial):** Modern, clean, commonly used in digital ads.
- **Script fonts (e.g., Brush Script):** Elegant, handwritten style, used for luxury or personal brands.
- **Bold, all-caps, or italic text:** Used to emphasise key points.

© Copyright 2026 MIVA Open University. All Rights Reserved.

3. Colour Psychology: Enhancing Emotional Appeal

Colours evoke emotions and set the tone of an advertisement. The right colour combination strengthens the message and influences perception.

- **Red:** Energy, excitement, urgency (used in clearance sales).
- **Blue:** Trust, calmness, and professionalism (common in financial and tech brands).
- **Yellow:** Optimism, warmth, happiness (used in food and lifestyle ads).
- **Black & White:** Elegance, simplicity, luxury (used in high-end brands).

4. Layout and White Space: Creating Balance

The way copy and design elements are arranged on an ad affects how visually appealing and readable it is.

- **Crowded ads** with too much text and images confuse viewers.
- **Well-structured ads** use spacing to separate sections, making them easy to scan.
- **White space (empty space around text and visuals)** helps focus attention on key messages.

5. Image and Copy Integration: Telling a Cohesive Story

The best ads create a seamless blend of visuals and words, where both elements reinforce each other.

© Copyright 2026 MIVA Open University. All Rights Reserved.

- The image should support the copy's message, not contradict or distract from it.
- Text placement should complement the image, ensuring readability.
- Visual metaphors (images representing an idea) can replace excessive text.

6. Call-to-Action (CTA) Design: Encouraging Action

A CTA is one of the most important elements in an ad because it tells the audience what to do next. The design should make the CTA stand out using:

- **Bold text** (e.g., 'Shop Now')
- **Bright colours** (e.g., red, orange)
- **Clickable buttons** (for digital ads)

Conclusion

The evolution of advertising copywriting from traditional print media to digital platforms has significantly expanded its scope while maintaining core principles of persuasion and clarity. Effective advertising copywriting requires a balance of creativity, strategic thinking, and understanding of both traditional and digital media platforms to create compelling messages that drive consumer action. As consumer behaviours continue to shift with emerging technologies, copywriters must remain agile, continuously adapting their craft to meet audiences where they are, whether on social media, mobile apps, or immersive digital experiences. The integration of data-driven insights with creative storytelling has become

© Copyright 2026 MIVA Open University. All Rights Reserved.

essential, enabling copywriters to personalise messages at scale while preserving authentic human connection. Furthermore, the rise of artificial intelligence and automation tools presents both opportunities and challenges, demanding that copywriters leverage technology without sacrificing the emotional intelligence that makes advertising resonate. Ultimately, brands that invest in skilled copywriting as a strategic function—rather than treating it as an afterthought—will be better positioned to build lasting relationships, foster brand loyalty, and achieve sustainable competitive advantage in an increasingly crowded marketplace.

Summary

1. Advertising copywriting has evolved from print-only to encompass various digital platforms while maintaining its core purpose of persuasive communication.
2. Key principles of persuasive copywriting include clarity, audience-centricity, and strong calls-to-action.
3. Effective advertising messages require understanding target audiences and crafting engaging content that resonates with them.
4. Digital technologies have transformed copywriting practices, requiring adaptation to new platforms and formats.
5. Successful copywriting combines creative storytelling with strategic thinking to achieve marketing objectives.
6. Looking ahead, the discipline will continue to evolve as new channels emerge, making it imperative for copywriters to blend timeless persuasive

© Copyright 2026 MIVA Open University. All Rights Reserved.

principles with innovative approaches that meet the demands of tomorrow's consumers.

Self-Assessment Questions and Answers (SAQs and SAAs)

SAQ 1.1. What is the primary definition of advertising copywriting?

Answer: Advertising copywriting is the creation of written content for advertisements, aimed at promoting products, services, or brands through persuasive messages.

SAQ 1.2. List three key principles of effective copywriting.

Answer: Clarity and simplicity, an audience-centric approach, and a strong call to action.

SAQ 1.3. How does copywriting contribute to brand voice development?

Answer: Copywriting develops brand personality traits, creates messaging guidelines, and adapts tone for different platforms while maintaining consistency.

SAQ 1.4. What role does digital technology play in modern copywriting?

Answer: Digital technology has expanded copywriting into new areas, including social media, email marketing, and SEO-optimised content.

SAQ 1.5. How does copywriting support content marketing?

© Copyright 2026 MIVA Open University. All Rights Reserved.

Answer: Copywriting supports content marketing by establishing thought leadership, improving search visibility, and creating shareable content.

Multiple-Choice Questions and Answers (MCQs and MCAs)

1. Which of the following best describes the primary role of advertising copywriting?

A) To provide detailed technical specifications of a product

B) To create persuasive messages that engage audiences and drive consumer action

C) To design visual elements for advertisements

D) To monitor social media metrics for marketing campaigns

Answer: B

Explanation: Advertising copywriting focuses on crafting persuasive and compelling messages that not only inform but also motivate the audience to take specific actions, such as making a purchase or engaging with a brand.

2. Which principle is most important when writing copy to ensure it is easy for consumers to understand?

A) Use of technical jargon

B) Clarity and simplicity

C) Lengthy descriptive sentences

D) Complex vocabulary

© Copyright 2026 MIVA Open University. All Rights Reserved.

Answer: B

Explanation: Effective copywriting uses clear, direct language without unnecessary jargon or complexity, as consumers often scan content quickly and need to grasp the message instantly.

3. What is a key difference between print advertising copy and social media advertising copy?

A) Print advertising requires less creativity than social media advertising.

B) Social media copy must be longer to engage the audience.

C) Social media copy tends to be more succinct and platform-specific.

D) Print advertising copy does not require a call to action.

Answer: C

Explanation: Social media advertising demands concise, engaging copy tailored to the unique characteristics and audience of each platform, whereas print ads may use slightly longer copy within limited space.

4. Which persuasive technique appeals primarily to the emotions of the audience?

A) Logos

B) Ethos

C) Pathos

D) Syntax

© Copyright 2026 MIVA Open University. All Rights Reserved.

Answer: C

Explanation: Pathos appeals to the emotions of the audience, such as joy, fear, or trust, helping to create an emotional connection with the message or brand.

5. Why is it important to highlight benefits over features in advertising copy?

A) Because features are usually inaccurate

B) Benefits show consumers how a product improves their lives.

C) Features are more technical and less interesting.

D) Benefits make the copy longer.

Answer: B

Explanation: Consumers respond better to benefits because they explain the practical or emotional value a product or service offers, making the message more relatable and persuasive than simply listing technical features.

Tutor-Marked Assessments (TMAs)

1. Write a short advertisement applying the principle of 'benefits over features' for a smartphone.
2. Create a social media post that demonstrates emotional appeal for a fitness brand.
3. Develop three different headlines for the same product showing how tone changes across different platforms.
4. Analyse a successful advertising campaign, focusing on its copywriting elements.

© Copyright 2026 MIVA Open University. All Rights Reserved.

5. Create a brand voice guide for a fictional company using the principles discussed in the lesson.

Next Steps: In the subsequent section we will provide an in-depth assessment of consumer behaviour and product comprehension, highlighting key theoretical frameworks and practical implications.

© Copyright 2026 MIVA Open University. All Rights Reserved.

Study Session Two:

Research in Advert Copywriting

© Copyright 2026 MIVA Open University. All Rights Reserved.

Introduction

Research in advert copywriting is essential for crafting persuasive and effective advertisements that resonate with target audiences. Beyond creativity, successful ad copy relies on thorough research into product details, consumer psychology, and market trends (Belch & Belch, 2021). Understanding a product's unique features and benefits allows copywriters to highlight its value proposition, while consumer psychology insights help tailor messages that appeal to emotions and decision-making processes. These research-driven strategies ensure that advertising content is not only engaging but also strategically positioned to influence purchasing behaviour (Kotler & Keller, 2022).

Additionally, analysing market trends helps advertisers stay relevant in an ever-evolving landscape. As consumer preferences and technological advancements shape advertising, staying informed about competitor strategies and emerging industry trends is crucial for maintaining a competitive edge. This study session will explore key aspects of research in advert copywriting, including how to research product information, the importance of understanding consumer psychology and behaviour, and the process of analysing market trends for advertising.

© Copyright 2026 MIVA Open University. All Rights Reserved.

Learning Outcomes for Study Session 2.

When you have studied this session, you should be able to:

2.1. Analyse the role of research in advert copywriting and its impact on crafting persuasive and effective advertisements.

2.2. Examine how product research enhances the development of compelling ad copy by identifying key features and benefits.

2.3. Evaluate the influence of consumer psychology and behaviour on advertising strategies to create emotionally engaging and persuasive messages.

2.4. Interpret market trends and competitor strategies to adapt advertising approaches for greater relevance and effectiveness.

2.5. Apply research-driven strategies to optimise advert copywriting, ensuring alignment with audience preferences and purchasing behaviour.

© Copyright 2026 MIVA Open University. All Rights Reserved.

2.1. How to Research Product Information

Researching product information is a critical step in advert copywriting, ensuring that the message effectively communicates a product's unique features, benefits, and competitive advantages. According to Belch and Belch (2021), in-depth product research helps copywriters craft compelling and accurate advertisements that resonate with consumers. Without thorough research, advertising campaigns risk misrepresenting products or failing to highlight the aspects most relevant to potential buyers.

This lesson explores essential strategies for conducting product research, including gathering primary and secondary data, analysing product benefits, studying competitors, and leveraging consumer insights. By mastering these techniques, advertisers can create persuasive and well-informed copy that enhances brand positioning and drives consumer engagement.

2.1.1. Key Steps in Product Research

1. Gathering Primary and Secondary Data

Product research involves collecting both primary and secondary data. Primary data refers to firsthand information obtained through methods such as product testing, customer interviews, and surveys. Kotler and Keller (2022) emphasise that primary research allows advertisers to gain unique insights directly from users, ensuring authenticity in advertising messages. Secondary data, on the other hand, involves existing information from sources such as market reports,

© Copyright 2026 MIVA Open University. All Rights Reserved.

company documents, and online reviews. Utilising both data types ensures a comprehensive understanding of the product's strengths and weaknesses.

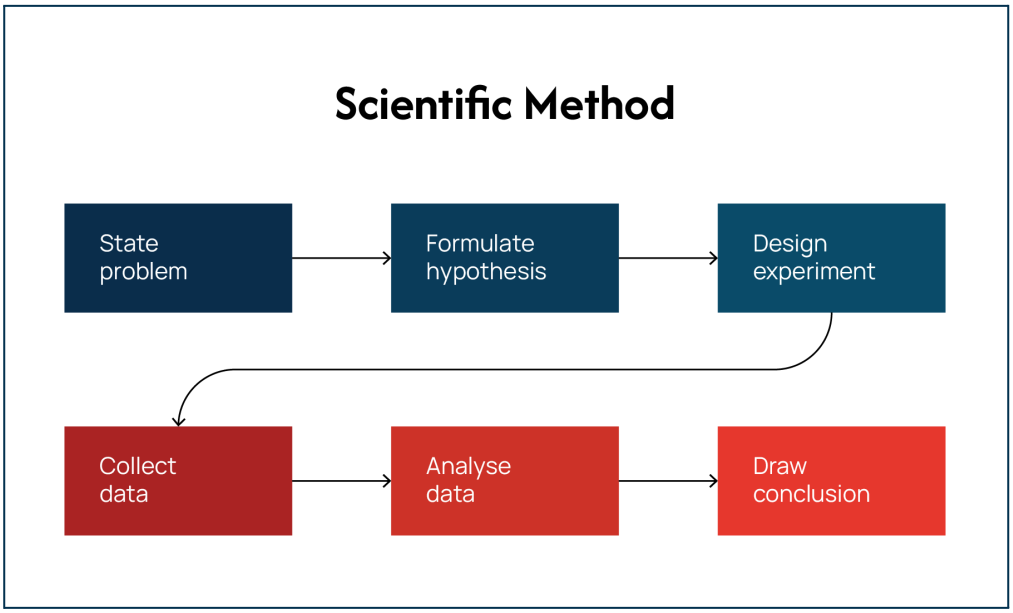

Figure 2.1: Steps in Conducting Scientific Research

2. Understanding Product Features and Benefits.

An essential part of product research is distinguishing between features and benefits. Features refer to the technical or physical attributes of a product, while benefits explain how these features add value to the consumer (Armstrong & Kotler, 2021). For example, a smartphone with a 5000 mAh battery (feature) offers the benefit of extended usage without frequent charging. Effective advertising emphasises benefits over features, aligning with consumer needs and desires.

© Copyright 2026 MIVA Open University. All Rights Reserved.

3. Analysing Competitor Products

Competitor analysis helps advertisers position a product effectively in the market. This process involves evaluating rival products to identify strengths, weaknesses, and differentiating factors (Chaffey & Ellis-Chadwick, 2020). By comparing pricing, quality, packaging, and marketing strategies, advertisers can highlight unique selling points (USPs) that set their product apart. Competitive research also helps in crafting messages that address gaps in the market or capitalise on competitors' weaknesses.

4. Leveraging Customer Insights and Reviews

Consumer feedback plays a vital role in product research. Online reviews, social media discussions, and customer testimonials provide valuable perspectives on how a product is perceived in the market (Tuten & Solomon, 2021). This information helps advertisers understand consumer expectations, common complaints, and emotional triggers that influence purchasing decisions. Insights from actual users can be integrated into advertising copy to build credibility and trust.

© Copyright 2026 MIVA Open University. All Rights Reserved.

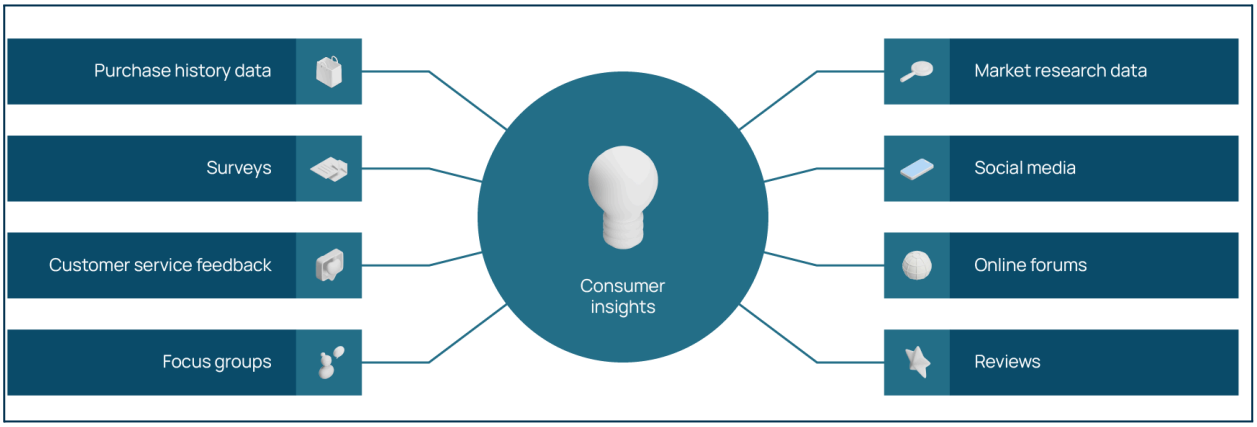

Figure 2.2: Sources of Consumer Feedback

5. Utilising Industry and Market Reports

Industry reports, market studies, and trend analyses offer macro-level insights into product performance, market demand, and consumer behaviour. According to Leeflang et al. (2020), market intelligence helps advertisers anticipate shifts in consumer preferences and emerging industry trends. Reliable sources such as government reports, trade publications, and industry research firms provide data-driven guidance for crafting relevant and timely advertisements.

© Copyright 2026 MIVA Open University. All Rights Reserved.



Figure 2.3: An Illustration of Market Data and Industry Report

In-Text Question and Answer (ITQ and ITA)

ITQ 2.1: What are the two types of data-gathering methods used in product research?

ITA 2.1: Primary data (firsthand information through product testing, customer interviews, and surveys) and secondary data (existing information from market reports, company documents, and online reviews).

2.2. Understanding Consumer Psychology and Behaviour

Consumer psychology and behaviour are essential concepts in marketing and advertising, influencing how individuals make purchasing decisions. Understanding these concepts enables marketers to craft messages that align

© Copyright 2026 MIVA Open University. All Rights Reserved.

with consumer needs, motivations, and emotions. According to Solomon (2020), consumer behaviour is the study of how people select, purchase, use, and dispose of goods, services, and ideas. This field combines insights from psychology, sociology, and economics to analyse decision-making processes.

Consumer psychology examines cognitive and emotional factors that shape buying behaviour. Kotler and Keller (2022) highlight that factors such as perception, attitude, motivation, and learning influence consumer choices. By studying these psychological aspects, advertisers can create persuasive messages that resonate with their target audience, improving engagement and conversion rates.

2.2.1. Key Aspects of Consumer Psychology and Behaviour

1. The Consumer Decision-Making Process: Consumers go through a structured process when making purchasing decisions. Kotler and Keller (2022) outline five key stages:

a. **Problem Recognition** – The consumer identifies a need or problem that requires a solution.
b. **Information Search** – The consumer gathers information about possible solutions through personal research, advertisements, reviews, and recommendations.
c. **Evaluation of Alternatives** – Consumers compare different brands or products based on features, pricing, quality, and reviews.

© Copyright 2026 MIVA Open University. All Rights Reserved.

d. **Purchase Decision** – The consumer selects and buys a preferred product based on the evaluation stage.
e. **Post-Purchase Behaviour** – The consumer evaluates satisfaction with the purchase, influencing future buying decisions and brand loyalty.

2. Psychological Influences on Consumer Behaviour: Consumer decisions are shaped by various psychological factors, including:

a. **Perception—How** consumers interpret marketing messages and product features affects their purchasing choices. According to Schiffman and Wisenblit (2019), perception is influenced by past experiences, personal expectations, and sensory stimuli (e.g., colours, sounds, and packaging).
b. **Learning—consumers** form buying habits based on prior experiences. For instance, a positive experience with a brand increases the likelihood of repeat purchases (Solomon, 2020).
c. **Motivation—consumers** are driven by intrinsic and extrinsic motivations. Maslow's Hierarchy of Needs (Maslow, 1943) suggests that people seek products that fulfil basic physiological needs before pursuing self-actualisation and status-related purchases.
d. **Attitudes and Beliefs** – Consumer attitudes toward brands, shaped by personal experiences, cultural values, and marketing messages, influence purchasing behaviour (Kotler & Keller, 2022).

3. Social and Cultural Influences on Consumer Behaviour: Beyond individual psychology, external influences shape consumer decisions:

© Copyright 2026 MIVA Open University. All Rights Reserved.

a. **Social Factors—Family,** friends, and social networks impact purchasing decisions. Studies show that peer recommendations and online reviews significantly influence consumer behaviour (Tuten & Solomon, 2021).
b. **Cultural Factors—Culture** determines values, beliefs, and consumption patterns. For example, luxury brands appeal differently across cultures, with some societies valuing status symbols more than others (Hofstede, 2001).
c. **Reference Groups** – Consumers identify with groups they aspire to join, such as celebrities, influencers, or professionals. Marketers leverage this by using endorsements and influencer partnerships (Belch & Belch, 2021).

4. Consumer Motivation and Buying Behaviour: Consumer motivation varies based on needs and desires:

a. **Rational vs. Emotional Buying** – Rational consumers focus on product benefits, price, and functionality, while emotional buyers make decisions based on feelings, branding, and personal connections (Armstrong & Kotler, 2021).
b. **Impulse Buying—Some** purchases are spontaneous, triggered by marketing stimuli such as limited-time offers, store displays, or emotional connections (Schiffman & Wisenblit, 2019).
c. **Brand Loyalty—Satisfied** consumers develop long-term loyalty to brands, influenced by positive experiences and consistent brand messaging (Kotler & Keller, 2022).

© Copyright 2026 MIVA Open University. All Rights Reserved.

In-Text Question and Answer (ITQ and ITA)

ITQ 2.2: What are the five stages of the consumer decision-making process?

ITA 2.2: The consumer decision-making process consists of problem recognition, information search, evaluation of alternatives, purchase decision, and post-purchase behaviour.

Interactive Activities

Activities for Study Session 2

1. **Simulation Exercise**:

Scenario: You are a copywriter for a new smartphone brand.

Tasks:

- List 3 primary data sources you would consult
- Identify 2 key product benefits based on features
- Analyse 1 competitor's advertising strategy.

2. **Timed Reflection Question (5 minutes):**

Reflect on the relationship between consumer psychology and effective advertising. How can understanding the consumer decision-making process improve your copywriting? Provide specific examples from the material.

© Copyright 2026 MIVA Open University. All Rights Reserved.

3. Poll and Survey:

Poll Question: 'Which aspect of research do you find most challenging in advert copywriting?'

A. Product feature analysis
B. Consumer psychology understanding
C. Market trend interpretation
D. Competitor analysis
E. Data collection methods

2.3. Analysing Market Trends for Advertising.

Market trends play a critical role in shaping advertising strategies by providing insights into consumer behaviour, industry developments, and emerging marketing channels. Understanding these trends enables advertisers to create effective campaigns that resonate with their target audience, remain competitive, and maximise return on investment (Kotler & Keller, 2022). As consumer preferences shift due to technological advancements, economic changes, and cultural influences, businesses must continuously analyse market trends to adapt their advertising efforts accordingly (Belch & Belch, 2021).

Market trend analysis helps advertisers stay ahead of industry shifts and consumer preferences. By evaluating trends, businesses can identify new opportunities, avoid outdated strategies, and enhance their brand positioning. According to Chaffey and Ellis-Chadwick (2020), effective trend analysis ensures

© Copyright 2026 MIVA Open University. All Rights Reserved.

that advertising efforts align with evolving consumer needs, thereby improving engagement and conversion rates.

Some key benefits of market trend analysis in advertising include:

a. **Consumer Insight**: Understanding emerging behaviours, preferences, and expectations.
b. **Competitive Advantage**: Staying ahead of competitors by identifying gaps in the market.
c. **Adaptability**: Adjusting advertising strategies to align with new trends and technologies.
d. **Efficient Budget Allocation**: Investing in the most effective advertising channels and techniques.

2.3.1. Methods of Analysing Market Trends for Advertising

a. Data Collection and Market Research

Collecting and analysing data is a fundamental step in identifying market trends. Advertisers use various research methods to gather valuable insights, **such as:**

a. **Surveys and Questionnaires**: Gathering direct feedback from consumers about their preferences and expectations (Solomon, 2021).
b. **Social Media Listening**: Monitoring online conversations to understand public sentiment and trending topics (Tuten & Solomon, 2021).

© Copyright 2026 MIVA Open University. All Rights Reserved.

c. **Sales and Consumer Data Analysis**: Examining purchasing patterns and demographic information to predict future behaviours (Kotler & Keller, 2022).
d. **Competitor Analysis**: Assessing competitors' advertising strategies to identify strengths, weaknesses, and emerging opportunities (Belch & Belch, 2021).

b. Identifying and Interpreting Market Trends.

After collecting data, advertisers must identify key patterns and interpret their implications. **Some effective techniques include:**

a. **Trendspotting**: Observing recurring themes in consumer behaviour, technological innovations, and industry developments (Chaffey & Smith, 2022).
b. **Historical Data Analysis**: Comparing past and present trends to predict future market movements.
c. **SWOT Analysis**: Evaluating Strengths, Weaknesses, Opportunities, and Threats related to market trends.
d. **Consumer Segmentation**: Categorising audiences based on demographics, psychographics, and buying behaviour to tailor advertising strategies accordingly (Solomon, 2021).

© Copyright 2026 MIVA Open University. All Rights Reserved.

2.3.2. Applying Market Trend Insights in Advertising Strategies.

Once trends are identified and analysed, advertisers must integrate their insights into campaign strategies. **This process includes:**

a. **Content Adaptation**: Creating relevant advertising messages based on trending topics and consumer interests.
b. **Media Selection**: Choosing the most effective platforms (e.g., social media, search engines, or traditional media) based on audience behaviour (Kotler & Keller, 2022).
c. **Personalisation**: Leveraging data-driven insights to tailor advertisements to specific consumer segments (Belch & Belch, 2021).
d. **Emerging Technologies**: Incorporating new tools such as artificial intelligence (AI), augmented reality (AR), and programmatic advertising to enhance engagement (Chaffey & Ellis-Chadwick, 2020).

Conclusion

Successful advertising requires a three-pronged approach: thorough product research, deep understanding of consumer psychology, and careful analysis of market trends. This integrated approach suggests that effective advert copywriting is not just about creativity but requires a scientific, research-based methodology to create compelling and persuasive content that resonates with target audiences. By grounding creative ideas in empirical data, copywriters can anticipate consumer needs and craft messages that genuinely address pain points rather than relying on guesswork. Furthermore, continuous research

© Copyright 2026 MIVA Open University. All Rights Reserved.

enables advertisers to remain agile, adjusting their messaging as market conditions shift and new competitors emerge. The synergy between product knowledge, psychological insight, and trend awareness ultimately builds stronger brand credibility and fosters long-term customer loyalty. Organisations that invest in comprehensive research frameworks are better positioned to allocate their advertising budgets efficiently and achieve measurable returns on investment. Therefore, embracing research as a core pillar of the copywriting process transforms advertising from mere promotion into a strategic tool for sustainable business growth.

Summary

1. Research is fundamental to crafting persuasive advertisements, as it provides the foundation for creating evidence-based, compelling content.
2. Product research focusing on features and benefits enables copywriters to develop more persuasive and accurate advertising messages.
3. Understanding consumer psychology helps create emotionally resonant advertisements that effectively influence purchasing decisions.
4. Market trend analysis allows advertisers to adapt their strategies to changing consumer preferences and industry developments.
5. Research-driven strategies help optimise advertising content by ensuring alignment with target audience needs and behaviours, while also enabling efficient budget allocation and improved return on investment.
6. Ultimately, the integration of product insight, psychological understanding, and trend awareness equips copywriters to deliver

© Copyright 2026 MIVA Open University. All Rights Reserved.

advertisements that are not only creative but also strategically positioned for long-term success.

Self-Assessment Questions and Answers (SAQs and SAAs)

SAQ 2.1: Why is research important in advert copywriting?

Answer: Research helps create persuasive and effective advertisements by providing insights into product features, consumer behaviour, and market trends.

SAQ 2.2: What is the difference between product features and benefits?

Answer: Features are technical or physical attributes, while benefits explain how these features add value to the consumer.

SAQ 2.3: How does consumer psychology influence advertising strategies?

Answer: Consumer psychology helps understand decision-making processes, emotions, and motivations that drive purchasing behaviour.

SAQ 2.4: Why is analysing market trends important in advertising?

Answer: Market trend analysis helps advertisers stay relevant and competitive and adapt to changing consumer preferences.

SAQ 2.5: How can research-driven strategies optimise advert copywriting?

Answer: Research-driven strategies ensure advertising content aligns with audience preferences and effectively influences purchasing behaviour.

© Copyright 2026 MIVA Open University. All Rights Reserved.

Multiple-Choice Questions and Answers (MCQs and MCAs)

1. What is the first stage of the consumer decision-making process?

A. Information search
B. Problem recognition
C. Evaluation of alternatives
D. Purchase decision

Answer B): Problem recognition

Explanation: According to the study, problem recognition is the first stage where consumers identify a need or problem requiring a solution.

2. Which type of data involves firsthand information obtained through product testing?

A. Secondary data
B. Primary data
C. Market data
D. Competitor data

Answer B): primary data

Explanation: The study states that primary data refers to firsthand information obtained through methods such as product testing and customer interviews.

3. What role do reference groups play in consumer behaviour?

© Copyright 2026 MIVA Open University. All Rights Reserved.

A. They provide product features
B. They influence purchasing decisions
C. They set product prices
D. They create advertisements

Answer B): They influence purchasing decisions.

Explanation: The study mentions that reference groups influence consumer decisions through endorsements and influencer partnerships.

4. Which of the following is NOT a method of analysing market trends?

A. Social media listening
B. Product manufacturing
C. Surveys and questionnaires
D. Competitor analysis

Answer B): Product manufacturing

Explanation: Product manufacturing is not listed as a method of analysing market trends in the document.

5. What type of buying behaviour is triggered by limited-time offers?

A. Rational buying
B. Impulse buying
C. Brand loyalty
D. Planned purchasing

© Copyright 2026 MIVA Open University. All Rights Reserved.

Answer: B) impulse buying

Explanation: The study states that impulse buying is triggered by marketing stimuli such as limited-time offers.

Tutor Marked Assessments (TMAs)

1. Outline three key steps in conducting product research for advertising.
2. Explain how consumer psychology influences purchasing decisions.
3. Describe two methods of analysing market trends and their importance in advertising.
4. Compare and contrast primary and secondary data in product research.
5. Analyse how social and cultural factors impact consumer behaviour.

Next Steps: In the next study session, we will conduct an in-depth examination of advertising campaign strategy, focusing on the fundamental principles, strategic planning processes, and key factors that contribute to the effectiveness of advertising campaigns.

© Copyright 2026 MIVA Open University. All Rights Reserved.

Study Session Three:

Campaign Strategy Development

© Copyright 2026 MIVA Open University. All Rights Reserved.

Introduction

In today's highly competitive and dynamic marketplace, organisations, brands, and institutions rely on well-structured campaign strategies to effectively communicate their messages, engage their target audiences, and achieve desired outcomes. A campaign strategy serves as the foundation for planning, executing, and evaluating marketing, public relations, and advocacy efforts. Whether promoting a product, raising awareness for a social cause, or managing a corporate reputation, a well-defined strategy ensures that resources are utilised efficiently while maximising impact. As markets become increasingly saturated with competing messages, the ability to cut through noise and deliver coherent, purposeful communication has never been more critical. Organisations that invest time in strategic planning are better equipped to anticipate challenges, adapt to shifting consumer behaviours, and sustain long-term engagement with their stakeholders. Furthermore, a robust campaign strategy provides a clear framework for decision-making, enabling teams to align their creative and operational efforts toward a unified vision.

This study session will explore the core principles of campaign strategy development, including elements of an advertising campaign, setting campaign objectives and developing creative briefs. Through these discussions, you will gain practical insights into how successful campaigns are conceived, executed, and refined to deliver measurable results in complex and ever-changing environments.

© Copyright 2026 MIVA Open University. All Rights Reserved.

Learning Outcomes for Study Session 3

When you have studied this session, you should be able to:

3.1. Identify the key elements of an advertising campaign and their significance in strategic communication.

3.2. Define clear and measurable campaign objectives that align with business or organisational goals.

3.3. Construct a comprehensive creative brief that guides the campaign's messaging, tone, and execution.

3.4. Assess the effectiveness of different campaign strategies in engaging target audiences.

3.5. Design innovative and data-driven campaign strategies using theoretical and practical frameworks.

© Copyright 2026 MIVA Open University. All Rights Reserved.

3.1. Elements of an Advertising Campaign

An advertising campaign is a coordinated series of promotional messages designed to achieve a specific marketing or communication objective. These campaigns are strategically planned to ensure consistency, effectiveness, and maximum impact on the target audience. A successful advertising campaign integrates various elements, including well-defined objectives, target audience identification, a compelling message, media selection, and performance evaluation. This lesson will explore the essential elements of an advertising campaign and how they contribute to its overall success.

3.1.1. Key Elements of an Advertising Campaign

1. Campaign Objectives

Every advertising campaign begins with clearly defined objectives that guide its execution. These objectives outline what the campaign seeks to achieve, such as increasing brand awareness, driving sales, launching a new product, or shaping public perception. Objectives should follow the SMART criteria—Specific, Measurable, Achievable, Relevant, and Time-bound—to ensure effectiveness.

© Copyright 2026 MIVA Open University. All Rights Reserved.



Figure 3.1: SMART Framework

2. Target Audience

Identifying the right target audience is crucial for campaign success. This involves understanding consumer demographics (age, gender, income level, education), psychographics (lifestyle, interests, values), and behavioural patterns. A campaign tailored to the right audience ensures better engagement and higher conversion rates.

For example, Peak Milk targets families and health-conscious individuals by emphasising the nutritional benefits of its dairy products in its advertising campaigns.

© Copyright 2026 MIVA Open University. All Rights Reserved.

3. Message and Creative Concept

The core message of an advertising campaign conveys the brand's value proposition and persuades the audience to take action. A strong creative concept enhances the appeal of the campaign and differentiates the brand from competitors. The message should be clear, memorable, and aligned with the brand's identity.

An example is Ariel Nigeria's '#NoStains' campaign, which communicates the brand's promise of superior stain removal through engaging visuals and relatable storytelling.



Figure 3.2. Ariel's Stain Removal Ad

4. Media Selection

The choice of media platforms plays a significant role in determining how well an advertising campaign reaches its audience. Advertisers must select the most

© Copyright 2026 MIVA Open University. All Rights Reserved.

effective channels based on the habits and preferences of their target audience. Media options include:

- **Traditional Media:** television, radio, newspapers, and billboards.
- **Digital Media:** social media, search engine ads, email marketing, and influencer collaborations.
- **Outdoor Advertising:** billboards, transit ads, and digital screens.

For example, Coca-Cola Nigeria effectively uses a mix of traditional and digital media to sustain engagement with its audience through television commercials, social media campaigns, and outdoor billboards.

5. Budget Allocation

A well-structured budget determines the scale and reach of an advertising campaign. It covers costs related to creative development, media placement, production, and promotional activities. Budgeting should align with campaign objectives and ensure optimal resource utilisation.

6. Campaign Timeline

Setting a clear timeline for the campaign helps in organising activities and tracking progress. Campaigns can be:

- **Short-term:** Seasonal promotions or flash sales.
- **Long-term:** Brand-building campaigns that run for months or years.

© Copyright 2026 MIVA Open University. All Rights Reserved.

An example is Indomie Nigeria's ongoing 'You Like No Other' campaign, which continuously evolves to maintain brand relevance among Nigerian consumers.



Figure 3.3: Indomie's 'You Like No Other' Ad

7. Call-to-Action (CTA)

A strong CTA encourages the audience to take a specific action, such as making a purchase, signing up for a newsletter, or engaging with the brand on social media. The CTA should be compelling, urgent, and easy to follow.

For example, Jumia Nigeria effectively uses CTAs like 'Shop Now & Enjoy Discounts' in its digital ads to drive traffic to its e-commerce platform.

8. Performance Measurement and Evaluation

© Copyright 2026 MIVA Open University. All Rights Reserved.

Assessing the effectiveness of an advertising campaign is essential for future improvements. Key performance indicators (KPIs) such as brand recall, engagement rate, conversion rate, and return on investment (ROI) help advertisers determine whether the campaign met its objectives.

In-Text Question and Answer (ITQ and ITA)

ITQ 3.1: What are the three essential elements needed to start an advertising campaign?

ITA 3.1: The three essential starting elements are campaign objectives (following SMART criteria), target audience identification (demographics and psychographics), and a core message with a creative concept.

3.2. Setting Campaign Objectives.

Setting clear objectives is a fundamental step in any strategic planning process, whether in business, marketing, public relations, or project management. Objectives provide direction, help measure success, and ensure that all efforts align with overarching goals. Without well-defined objectives, organisations and campaigns risk inefficiency, wasted resources, and lack of accountability. This lesson explores the importance of setting clear objectives, the characteristics of effective objectives, and practical frameworks for defining them.

© Copyright 2026 MIVA Open University. All Rights Reserved.

3.2.1. Importance of Setting Clear Objectives.

Clear objectives serve several key purposes:

1. **Provides Direction:** Objectives act as a roadmap, ensuring that every action taken contributes towards a defined goal.
2. **Enhances Focus and Efficiency:** With clear objectives, teams can prioritise tasks, allocate resources effectively, and avoid distractions.
3. **Facilitates Measurement of Success:** Well-defined objectives allow for the evaluation of progress using key performance indicators (KPIs).
4. **Improves Accountability:** When objectives are clearly stated, individuals and teams can be held responsible for achieving them.
5. **Boosts Motivation:** Employees and stakeholders are more engaged when they understand the goals they are working toward.

In-Text Question and Answer (ITQ and ITA)

ITQ 3.1: Why is it important to set clear and measurable objectives in an advertising campaign?

ITA 3.1: Setting clear and measurable objectives is crucial because it provides direction for the campaign, allows for the accurate measurement of success, helps in resource allocation, and ensures that all creative efforts are aligned with the overall marketing and business goals. This clarity helps teams focus on achieving specific, attainable outcomes, thereby increasing the overall effectiveness and ROI of the advertising strategy.

© Copyright 2026 MIVA Open University. All Rights Reserved.

3.2.2. Characteristics of Effective Objectives

To be effective, objectives should follow specific criteria to ensure clarity and feasibility. The most widely used framework is the **SMART criteria**, **which states that objectives should be:**

- **Specific:** Clearly defined and unambiguous. Example: 'Increase brand awareness among young Nigerians.'
- **Measurable:** Quantifiable to track progress. Example: 'Achieve a 20% increase in website traffic within six months.'
- **Achievable:** Realistic given available resources and constraints.
- **Relevant:** Aligns with the overall mission and strategy.
- **Time-bound:** Has a clear deadline for completion.

© Copyright 2026 MIVA Open University. All Rights Reserved.

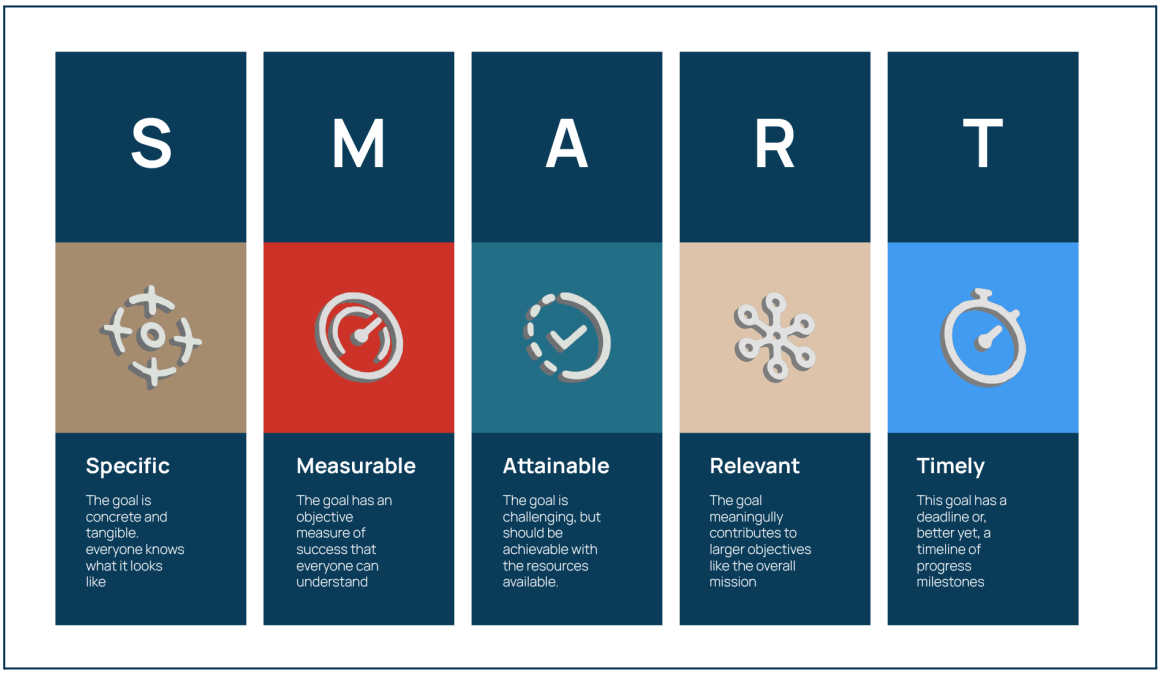

Figure 3.4: A Diagram of the SMART Goals

For example, a Nigerian brand like Dangote Cement may set an objective such as 'Expand market penetration in West Africa by 15% within the next fiscal year.' This follows the SMART framework, as it is specific, measurable, achievable, relevant, and time-bound.

3.2.3. Types of Objectives

Objectives can be classified into different categories based on their focus and scope:

- **Strategic Objectives:** These are long-term goals that define an organisation's overall direction. They align with the company's mission and vision. For example, MTN Nigeria may set a strategic objective to 'maintain

© Copyright 2026 MIVA Open University. All Rights Reserved.

market leadership in the telecommunications industry by enhancing 5G network penetration.'

- **Tactical Objectives:** These are medium-term objectives that support strategic goals. They often involve specific departments or teams. For example, UBA Bank is setting a tactical objective to 'increase mobile banking adoption by 30% through targeted digital marketing campaigns.'
- **Operational Objectives:** These are short-term, day-to-day objectives that focus on efficiency and process improvements. For example, Shoprite Nigeria is setting an operational objective to 'reduce checkout wait time by implementing additional self-service kiosks'.
- **Marketing Objectives:** Marketing objectives focus on brand awareness, customer acquisition, and sales growth. For example, Peak Milk set a marketing objective to 'increase product sales by 25% in Lagos within the next quarter through influencer partnerships.'
- **Financial Objectives:** These objectives focus on revenue growth, cost reduction, and financial stability. For example, GTBank is setting a financial objective to 'achieve a 10% increase in profit margin by optimising loan offerings.'

3.2.4. Steps in Setting Clear Objectives.

1. **Identify the Core Purpose:** Determine what the objective aims to achieve.
2. **Align with Organisational Goals:** Ensure the objective supports broader company or project goals.

© Copyright 2026 MIVA Open University. All Rights Reserved.

3. **Use the SMART Framework:** Define objectives using the SMART criteria for clarity and feasibility.
4. **Communicate Objectives Clearly:** Ensure that all stakeholders understand and are aligned with the objectives.
5. **Monitor and Evaluate Progress:** Regularly track progress and adjust strategies where necessary

3.3. Developing Creative Briefs

A creative brief is a foundational document that guides the development of marketing, advertising, and communication campaigns. It serves as a roadmap for creative teams, ensuring that all stakeholders are aligned on key objectives, target audience, messaging, and execution strategies. A well-crafted creative brief enhances efficiency, fosters creativity, and ensures consistency in campaign execution.

This lesson explores the purpose and importance of creative briefs, the essential components of a strong creative brief, and practical steps for developing one.

3.3.1. The Purpose and Importance of a Creative Brief

A creative brief plays a vital role in campaign strategy by providing clear direction and maintaining focus. **Its key functions include:**

a. **Aligning Stakeholders:** Ensures that marketing teams, designers, copywriters, and clients share a unified vision.

© Copyright 2026 MIVA Open University. All Rights Reserved.

b. **Defining Objectives:** Establishes clear goals for the campaign to measure success.
c. **Guiding Creativity:** Provides inspiration and constraints to keep creative work relevant and effective.
d. **Enhancing Efficiency:** Reduces misunderstandings and revisions by clarifying expectations upfront.
e. **Ensuring Consistency:** Helps maintain brand identity and messaging across various platforms.

3.3.2. Key Components of a Creative Brief

An effective creative brief typically includes the following elements:

1. **Project Overview:** The project overview provides a high-level summary of the campaign, outlining its purpose and key details.

2. **Campaign Objectives:** Clear and measurable goals help define what the campaign aims to achieve. Objectives should follow the SMART (Specific, Measurable, Achievable, Relevant, and Time-bound) framework. For For For For example, Airtel Nigeria might set an objective to 'Increase prepaid subscriber sign-ups by 20% in Q4 2024.'

3. **Target Audience:** Identifying the audience ensures that messaging and creative elements resonate with the right consumers. This includes demographic, psychographic, and behavioural insights. For example, Peak Milk may target health-conscious consumers and young families by emphasising nutritional benefits.

© Copyright 2026 MIVA Open University. All Rights Reserved.

4. **Key Message and Unique Selling Proposition (USP):** the key message defines what the audience should remember after engaging with the campaign. It should highlight the brand's unique value. For example, Indomie Noodles consistently communicates convenience, taste, and family bonding in its campaigns.

5. **Brand Tone and Style:** The tone and style ensure consistency in messaging. Whether a campaign is humorous, authoritative, or aspirational depends on the brand identity.

6. **Deliverables:** Specifies the content types needed, such as social media posts, TV ads, billboards, or digital banners

7. **Budget and Timeline:** establishes financial constraints and key milestones for project completion.

8. **Call to Action (CTA)**: defines the specific action the audience should take after engaging with the campaign. For example, Konga might use 'Shop Now' as a CTA for its holiday discount campaign.

3.3.3. Steps in Developing a Creative Brief.

To create an effective creative brief, follow these structured steps:

1. **Gather Background Information—Conduct** research on market trends, competitors, and customer insights.
2. **Define Clear Objectives—Set** specific and measurable campaign goals.

© Copyright 2026 MIVA Open University. All Rights Reserved.

3. **Identify Target Audience—Use** market segmentation to understand consumer needs.
4. **Craft the Key Message—Develop** a concise and compelling message based on the brand's USP.
5. **Outline Creative Requirements—Specify** the type of content and communication channels.
6. **Establish Budget and Timeline—Ensure** feasibility by defining financial and time constraints.
7. **Review and Finalise** – Collaborate with key stakeholders to refine the brief before execution.

3.4 Creative Brief Sample

Client: *Peak Milk (FrieslandCampina WAMCO Nigeria)*
Product: *Peak Full Cream Evaporated Milk*
Campaign Title: *Fuel Your Greatness*
Date: *August 25, 2024*

1. Background & Business Objectives

Peak Milk is Nigeria's leading dairy brand, known for providing high-quality nutrition to families for over 65 years. The brand aims to reinforce its market leadership by positioning Peak Full Cream Evaporated Milk as an essential daily nutrition choice for all Nigerians. The campaign's objective is to increase brand affinity and boost sales by 15% within the next six months.

2. Target Audience

© Copyright 2026 MIVA Open University. All Rights Reserved.

- **Primary Audience:** Young professionals (ages 25–40), middle-income earners, and parents who prioritise healthy nutrition for their families.
- **Secondary Audience:** Athletes, fitness enthusiasts, and students seeking a nutritious energy source.

3. Key Message

'Peak Milk fuels your greatness by providing essential nutrients that power your everyday achievements.'

4. Unique Selling Proposition (USP)

Peak Milk is rich in protein, vitamins, and minerals that support physical and mental performance, making it the perfect companion for everyday greatness.

5. Tone & Style

- Inspirational, aspirational, and energetic
- Engaging, warm, and relatable

6. Creative Considerations

- Highlight real-life stories of everyday Nigerians achieving greatness in their respective fields.
- Use vibrant and dynamic visuals that showcase Peak Milk as a key ingredient in their success stories.
- Ensure the brand colours (blue, white, and gold) are prominent.

7. Media Strategy

© Copyright 2026 MIVA Open University. All Rights Reserved.

- **TV & Digital Video Ads:** 60s and 30s commercials featuring inspiring narratives.



Figure 3.5: A Sample of Television and Digital Ad

- **Social Media:** Short-form content, user-generated challenges, and influencer collaborations.
- **OOH (Billboards & Transit Ads):** High-traffic areas in Lagos, Abuja, and Port Harcourt.

© Copyright 2026 MIVA Open University. All Rights Reserved.



Figure 3.6: A Sample of an Outdoor Advertisement

- **Radio:** Sponsored segments on top morning shows.

8. Call to Action (CTA)

'Fuel your greatness with Peak Milk today! Available at supermarkets and stores nationwide.'

Interactive Activities

Activity 3.1. Project Question:

'Develop a comprehensive campaign strategy for a new fintech product targeting young professionals in Nigeria. Your strategy should include:

- 3 SMART objectives
- Detailed target audience profile

© Copyright 2026 MIVA Open University. All Rights Reserved.

- Creative brief

Present your strategy in a structured document with supporting rationale for each element.

Activity 3.2. Poll and Survey:

Poll Question: 'Which element of campaign strategy do you find most challenging?'

- Setting SMART objectives
- Identifying target audience
- Creating compelling messages
- Choosing media channels
- Managing budgets

Activity 3.3. Timed Reflection Question (5 minutes):

Prompt: Think about a recent advertising campaign you've seen. Using the elements discussed in the study material, analyse its effectiveness. What were its strengths and weaknesses in terms of objectives, target audience, and message clarity?

In-Text Question and Answer (ITQ and ITA)

ITQ 3.2: What are the primary purposes of a creative brief?

© Copyright 2026 MIVA Open University. All Rights Reserved.

ITA 3.2: A creative brief aligns stakeholders on a unified vision, establishes clear campaign goals, and provides guidance for creative work while maintaining brand consistency.

Conclusion

Campaign strategy development follows a structured approach, where clear objectives, targeted messaging, and measurable outcomes are closely interconnected. Successful campaigns integrate strategic planning with creative execution, emphasising a deep understanding of the audience and continuous evaluation to ensure effectiveness. In an era where consumer attention is fragmented across multiple platforms, the discipline of aligning creative vision with data-informed strategy remains indispensable for achieving meaningful impact. Organisations that treat campaign development as an iterative process—regularly refining their approach based on performance feedback and market shifts—are more likely to sustain relevance and build enduring brand equity. Ultimately, the most successful campaigns are those that not only meet immediate objectives but also lay the groundwork for deeper audience relationships and future growth opportunities.

Summary

1. Advertising campaigns require eight key elements: objectives, target audience, message, media selection, budget, timeline, CTA, and evaluation metrics.

© Copyright 2026 MIVA Open University. All Rights Reserved.

2. Campaign objectives must follow SMART criteria to ensure effective measurement and achievement.
3. Creative briefs serve as essential roadmaps that guide campaign execution and maintain stakeholder alignment.
4. Campaign effectiveness can be measured through KPIs like brand recall, engagement rates, and ROI.
5. Data-driven campaign strategies require careful integration of audience insights and performance metrics.
6. Continuous evaluation and adaptation of campaign strategies ensure long-term effectiveness and responsiveness to changing market conditions.

Self-Assessment Questions and Answers (SAQs and SAAs)

SAQ 3.1: List the three types of media options available for advertising campaigns.

Answer: Traditional media, digital media, and outdoor advertising.

SAQ 3.2: What does SMART stand for in campaign objectives?

Answer: Specific, Measurable, Achievable, Relevant, and Time-bound.

SAQ 3.3: Name four key components of a creative brief.

Answer: Project overview, campaign objectives, target audience, and key message/USP.

© Copyright 2026 MIVA Open University. All Rights Reserved.

SAQ 3.4: What are two ways to measure campaign effectiveness?

Answer: Brand recall and engagement rate.

SAQ 3.5: What is the purpose of a Call-to-Action (CTA) in an advertising campaign?

Answer: To encourage the audience to take a specific action, such as making a purchase or signing up.

Multiple-Choice Questions and Answers (MCQs and MCAs)

1. What is the first step in developing an advertising campaign?

A. Setting the budget
B. Defining objectives
C. Choosing media channels
D. Creating the message

Answer: B) Defining objectives

Explanation: The study clearly states that every advertising campaign begins with clearly defined objectives that guide its execution.

2. Which component of a creative brief ensures brand consistency?

A. Project timeline
B. Budget allocation
C. Brand tone and style

© Copyright 2026 MIVA Open University. All Rights Reserved.

D. Target audience

Answer: C) Brand tone and style

Explanation: The study indicates that tone and style ensure consistency in messaging across campaign elements.

3. What type of objective focuses on brand awareness and customer acquisition?

A. Strategic objectives
B. Tactical objectives
C. Marketing objectives
D. Operational objectives

Answer: C) Marketing objectives

Explanation: The study specifically states that marketing objectives focus on brand awareness and customer acquisition.

4. Which of the following is NOT a key element of an advertising campaign?

A. Target audience
B. Employee training
C. Media selection
D. Campaign timeline

Answer: B) Employee training

© Copyright 2026 MIVA Open University. All Rights Reserved.

Explanation: Employee training is not listed among the key elements of an advertising campaign in the document.

5. What should a Call-to-Action (CTA) be?

A. Complex and detailed
B. Compelling and urgent
C. Vague and general
D. Long and descriptive

Answer: B) Compelling and urgent

Explanation: The document states that CTAs should be compelling, urgent, and easy to follow.

Tutor Marked Assessments (TMAs)

1. Create a SMART objective for a new beverage product launch in Nigeria.
2. Design a basic creative brief for a back-to-school campaign.
3. Outline a timeline for a three-month seasonal promotion campaign.
4. Develop a target audience profile for a new mobile banking app.
5. Write a key message and CTA for a fitness product campaign.

Next steps: In the next study session, we will explore the topic 'creativity in advertising', examining its significance in developing compelling and impactful marketing campaigns.

© Copyright 2026 MIVA Open University. All Rights Reserved.

Study Session Four:

Creativity in Advertising

© Copyright 2026 MIVA Open University. All Rights Reserved.

Introduction

In today's highly competitive and media-saturated marketplace, capturing consumer attention has become increasingly challenging. Advertising is no longer just about presenting a product or service; it is about creating memorable, engaging, and persuasive messages that resonate with the audience. This is where creativity plays a crucial role. Creativity in advertising involves the use of original ideas, compelling storytelling, and innovative execution to develop messages that stand out and leave a lasting impression on consumers. It blends art and strategy to evoke emotions, spark curiosity, and drive consumer action.

This study session will examine the fundamental principles of creativity in advertising, exploring how originality, emotional appeal, and strategic thinking contribute to effective campaigns. We will analyse various creative techniques, the role of visual and verbal elements, and case studies of successful advertisements. Additionally, we will discuss how brands leverage creativity to enhance brand identity and consumer engagement in an evolving digital landscape.

Learning Outcomes for Study Session 4

When you have studied this session, you should be able to:

4.1. Analyse the role of creativity in developing impactful advertising campaigns.

© Copyright 2026 MIVA Open University. All Rights Reserved.

4.2. Evaluate the effectiveness of different creative techniques in advertising.

4.3. Apply storytelling and emotional appeal to enhance advertising messages.

4.4. Differentiate between various visual and verbal elements used in creative advertising.

4.5. Develop innovative advertising concepts that align with brand identity and consumer engagement strategies.

© Copyright 2026 MIVA Open University. All Rights Reserved.

4.1 Creative Thinking Techniques

Creativity is at the heart of effective advertising, allowing brands to capture audience attention, differentiate themselves from competitors, and create memorable messages. Creative thinking in advertising involves generating unique, compelling, and persuasive ideas that engage consumers and drive brand success. According to Fill (2019), advertising creativity is the ability to develop fresh and innovative ideas that resonate with target audiences, provoke thought, and inspire action. Creativity in advertising is not just about artistic expression but also about problem-solving and strategic communication (Dahlen et al., 2020).

To develop impactful advertisements, advertisers employ various creative thinking techniques. These techniques help break conventional thought patterns, inspire fresh ideas, and enhance message delivery. This lesson explores key creative thinking techniques used in advertising and how they contribute to effective campaigns.

1. Brainstorming: Brainstorming is one of the most widely used techniques for generating creative advertising ideas. It involves gathering a team of creatives, strategists, and marketers to freely share ideas without judgement. Osborn (1953), who introduced brainstorming, emphasised the importance of suspending criticism during the ideation phase to encourage free-flowing creativity. In advertising, brainstorming sessions help generate slogans, campaign themes, and unique selling propositions. This technique allows teams

© Copyright 2026 MIVA Open University. All Rights Reserved.

to explore diverse perspectives, which fosters innovation and originality in messaging.



Figure 4.1: A Brainstorming Session

2. Mind Mapping: Mind mapping is a visual technique that organises ideas around a central theme, helping advertisers structure their thoughts creatively. Buzan (2006) popularised the method as a way to enhance idea generation and problem-solving. In advertising, mind maps help brands explore different angles of a campaign, identify consumer emotions, and establish connections between concepts.

3. Lateral Thinking: Lateral thinking, a term coined by Edward de Bono (1970), involves approaching problems from unconventional perspectives rather than

© Copyright 2026 MIVA Open University. All Rights Reserved.

following traditional step-by-step logic. This technique encourages looking beyond obvious solutions and considering alternative viewpoints. Lateral thinking is essential in advertising, as it allows brands to create unexpected, memorable and disruptive marketing campaigns that stand out in a crowded marketplace (de Bono, 1970).

Nigerian fintech brand PiggyVest used lateral thinking to develop its unique savings campaign. Instead of promoting traditional banking messages, it created a humorous and relatable narrative about how people struggle to save money. This unconventional approach made the campaign highly engaging and shareable among young Nigerians.

4. SCAMPER Technique: SCAMPER is an acronym for Substitute, Combine, Adapt, Modify, Put to another use, Eliminate, and Reverse. Developed by Bob Eberle (1971), this technique provides a structured way to think creatively about existing products, services, or ideas. It is particularly useful in product development and advertising, enabling marketers to innovate by tweaking existing concepts or exploring new applications (Eberle, 1971).

© Copyright 2026 MIVA Open University. All Rights Reserved.

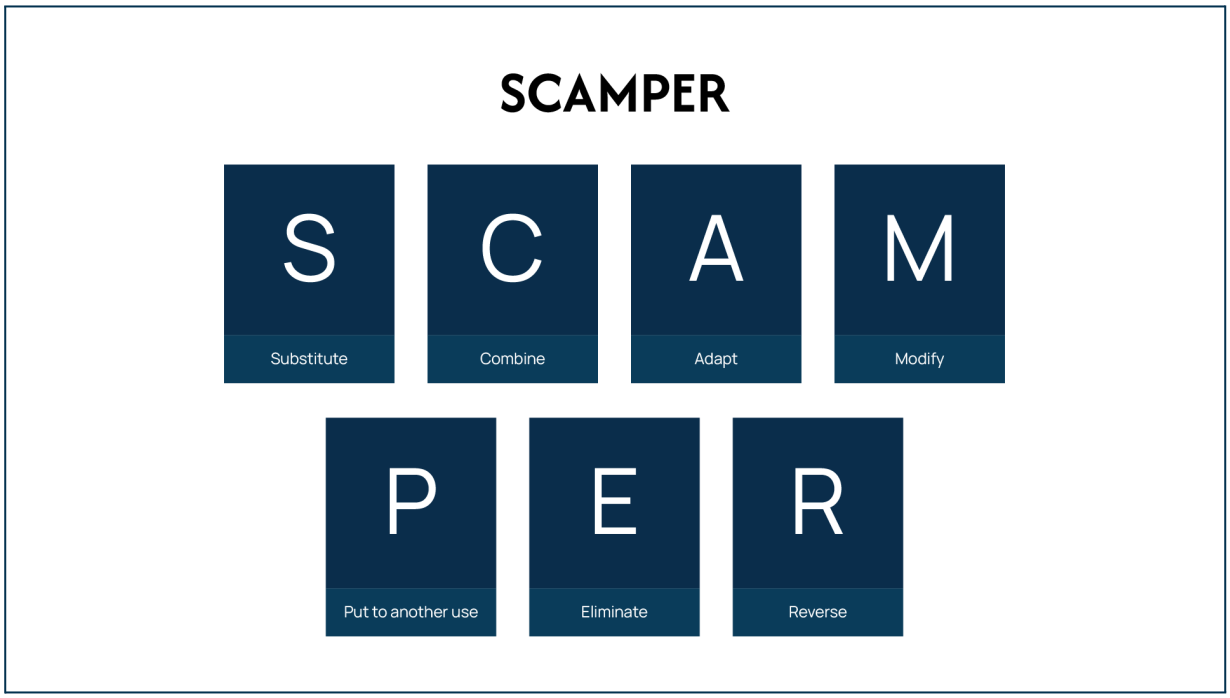

Figure 4.2. SCAMPER Technique/Framework

A practical example of how the SCAMPER technique can be used in advertising is Coca-Cola's evolution of its product and marketing strategies over the years. **Let's break down how Coca-Cola could apply each element of SCAMPER in an advertising context:**

i. **Substitute—The** company could substitute traditional bottle packaging with eco-friendly biodegradable bottles and create an advertising campaign around sustainability.
ii. **Combine—Coca-Cola** could combine its beverage with another product, such as launching a limited-edition Coke + Coffee blend, and create a campaign promoting the energy boost it provides.

© Copyright 2026 MIVA Open University. All Rights Reserved.

iii. **Adapt—The** brand could adapt local cultural themes in its advertisements, as seen in Nigeria, where Coca-Cola runs festive campaigns during holidays like Christmas and Eid, incorporating local music and storytelling.

iv. **Modify—A** campaign could modify the size or shape of the bottle to introduce a new, more portable version, emphasising convenience in the advertising message.

v. **Put to another use—Coca-Cola** could encourage consumers to upcycle empty bottles into creative household items through an ad campaign, positioning itself as an environmentally responsible brand.

vi. **Eliminate—The** brand could eliminate sugar from a product and promote a zero-calorie variant (Coca-Cola Zero Sugar), targeting health-conscious consumers in its advertising.

vii. **Reverse—Instead** of focusing on traditional celebrity endorsements, the brand could reverse its advertising approach by featuring everyday consumers in its ads, making them the stars of the campaign.

5. Six Thinking Hats Method

Edward de Bono (1985) introduced the Six Thinking Hats method, which enhances group creativity and decision-making by assigning different perspectives to participants. Each hat represents a specific mode of thinking:

- **White Hat:** Focuses on facts and data.
- **Red Hat:** Encourages emotional and intuitive responses.
- **Black Hat:** Identifies risks and challenges.

© Copyright 2026 MIVA Open University. All Rights Reserved.

- **Yellow Hat:** Highlights benefits and positive aspects.
- **Green Hat:** Represents creativity and new ideas.
- **Blue Hat:** Focuses on process control and decision-making



Figure 4.3: A Diagram Illustrating the Si Hats

In-Text Question and Answer (ITQ and ITA)

ITQ 4.1: What technique allows teams to freely share ideas without judgement during the ideation phase?

ITA 4.1: Brainstorming is the technique that allows teams to freely share ideas without judgement during the ideation phase.

4.2 Understanding Creative Hooks

In the competitive world of advertising, capturing and maintaining consumer attention is critical to the success of any campaign. A creative hook is a

© Copyright 2026 MIVA Open University. All Rights Reserved.

compelling idea, phrase, or visual element designed to instantly grab the audience's interest and make an advertisement memorable. According to Heath (2012), creative hooks work by appealing to emotions, curiosity, or novelty, ensuring that the message resonates with the audience and encourages engagement.

Similarly, Kotler & Keller (2019) define a creative hook as a distinct and attention-grabbing element in an advertisement that makes a brand stand out and encourages consumers to take action. Hooks can be in the form of a catchy slogan, a humorous element, an emotional appeal, or an unexpected twist in messaging.

4.2.1 Why Are Creative Hooks Important?

1. **Capturing Attention—In** a world overloaded with advertisements, creative hooks help brands cut through the noise and gain immediate interest (Berger, 2013).
2. **Enhancing Brand Recall** – A strong hook makes an advertisement more memorable, increasing the likelihood that consumers will remember the brand when making a purchase decision.
3. **Encouraging Engagement—Hooks** drive consumers to interact with advertisements, whether by sharing, commenting, or making a purchase.
4. **Strengthening Emotional Connection** – Emotionally driven hooks create a deep connection between consumers and brands, fostering loyalty (Heath, 2012).

© Copyright 2026 MIVA Open University. All Rights Reserved.

4.2.2. Types of Creative Hooks in Advertising.

1. Emotional Hooks: Emotional hooks appeal to consumers' feelings, whether joy, nostalgia, sadness, or excitement. For example, MTN Nigeria's 'Everywhere You Go' campaign evokes a sense of connectivity and emotional belonging.



Figure 4.4: MTN's 'everywhere you go' campaign.

2. **Humorous Hooks:** Humour is a powerful tool in advertising because it makes ads entertaining and shareable. Peak Milk's 'Pap with Peak' campaign humorously portrays relatable breakfast moments to connect with Nigerian audiences.

© Copyright 2026 MIVA Open University. All Rights Reserved.



Figure 4.5: Milky 'pap' ad

3. **Storytelling Hooks:** Storytelling hooks use narratives to draw the audience into the ad. A good example is Airtel Nigeria's 'Data Is Life' campaign, which tells engaging stories of how data impacts everyday life.

© Copyright 2026 MIVA Open University. All Rights Reserved.



Figure 4.6: Airtel Nigeria's 'Data Is Life' campaign

4. **Shock or Surprise Hooks:** Shock tactics grab attention by presenting unexpected or provocative elements. For instance, Guinness Nigeria's 'Made of More' campaign used stunning visuals to challenge perceptions and inspire audiences.



© Copyright 2026 MIVA Open University. All Rights Reserved.

Figure 4.7: Guinness Nigeria's 'Made of More' campaign

5. Problem-Solution Hooks: This type of hook identifies a consumer problem and immediately presents the brand as the solution. For example, Dettol Nigeria's ad campaigns emphasise hygiene issues and position the product as the ultimate solution for germ protection.

6. Call-to-Action (CTA) Hooks: Some creative hooks directly encourage consumers to take action. Glo Nigeria's 'Glo Yakata' campaign used the phrase 'Buy a Glo Yakata SIM or dial *220# to migrate' to drive immediate engagement.

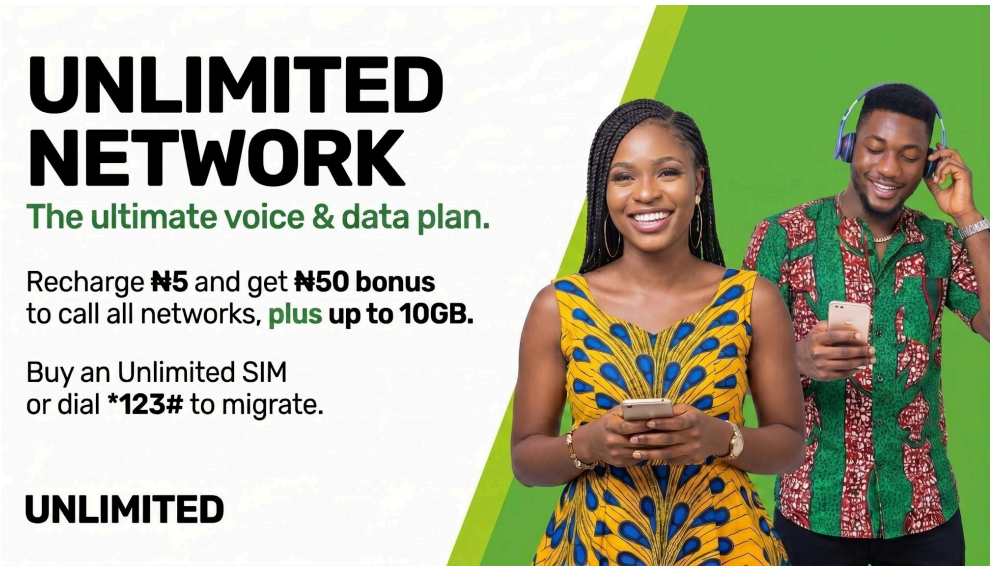

Figure 4.8: Unlimited Network Campaign

© Copyright 2026 MIVA Open University. All Rights Reserved.

4.2.3. Developing Effective Creative Hooks

To create a compelling hook, advertisers should consider the following strategies:

1. **Know Your Audience—Understanding** consumer preferences and behaviours allows for the creation of relatable hooks (Kotler & Keller, 2019).
2. **Be Unique and Memorable—The** best hooks stand out and differentiate the brand from competitors.
3. **Leverage Visual and Verbal Appeal—Combining** strong visuals with compelling words enhances impact.
4. **Test and Optimise—Brands** should test different hooks through A/B testing to determine which resonates most with the audience (Berger, 2013).

In-Text Question and Answer (ITQ and ITA)

ITQ 4.2: What are the three main purposes of emotional hooks in advertising?

ITA 4.2: Emotional hooks capture attention in a media-saturated environment, enhance brand recall for future purchase decisions, and create deep connections between consumers and brands to foster loyalty.

© Copyright 2026 MIVA Open University. All Rights Reserved.

4.3 Developing Unique Selling Propositions.

In today's competitive market, businesses must differentiate their products and services to capture consumer interest and build brand loyalty. One of the most effective ways to achieve this is by developing a Unique Selling Proposition (USP)—a distinct and compelling reason why consumers should choose a particular product or brand over competitors.

A USP highlights a brand's unique benefits, addressing specific consumer needs and providing a competitive edge. It is the foundation of marketing messages and influences branding, product development, and promotional strategies.

What is a Unique Selling Proposition (USP)?

A Unique Selling Proposition (USP) is a distinct feature or benefit that makes a product or brand stand out in the marketplace. It answers the question, 'Why *should consumers choose this product instead of a competitor's?'*

A strong USP:

a. Clearly differentiates the product or service from competitors.
b. Addresses a specific consumer need or problem effectively.
c. Communicates a compelling benefit that resonates with the target audience.
d. Is easy to understand and remember in marketing messages.

© Copyright 2026 MIVA Open University. All Rights Reserved.

4.3.1. Methods for Identifying a Unique Selling Proposition (USP)

1. Understanding Consumer Needs and Pain Points

A brand's USP should address the specific needs or problems faced by its target consumers. Businesses must conduct thorough research to understand what customers value most. **This can be achieved through:**

a. **Market Research:** Surveys, focus groups, and consumer feedback help brands understand what their audience truly wants.

b. **Identifying Pain Points:** Nigerian consumers often look for affordability, durability, and convenience in products. A USP should directly address these concerns.

c. **Consumer Insights from Reviews and Social Media:** Monitoring online discussions can provide valuable insights into customer expectations.

Example: Dangote Cement

Many Nigerians faced challenges with substandard cement leading to weak construction. Dangote Cement's USP—'Strength', Reliability, and Quality'—**addresses this issue by providing high-quality cement that ensures durability in construction. This differentiates it from cheaper, lower-quality alternatives in the market.

© Copyright 2026 MIVA Open University. All Rights Reserved.



Figure 4.9: Cement Ads

2. Analysing Competitor Offerings.

A USP must stand out from the competition. **To achieve this, brands must:**

a. **Analyse Competitor Strategies:** Understanding what competitors offer and identifying gaps in their services.

b. **Differentiate the Brand:** Offer better pricing, improved quality, or unique features.

c. **Position the Brand as a Better Alternative:** Highlighting advantages over existing market players.

Example: Indomie Noodles

Before Indomie entered the Nigerian market, quick meal options were limited. While other noodle brands existed, Indomie differentiated itself with its rich taste, seasoning variety, and strong brand identity. Its USP—'The Taste of

© Copyright 2026 MIVA Open University. All Rights Reserved.

Happiness'—focuses on flavour and emotional connection, setting it apart from competitors like Golden Penny Noodles and Mimee Noodles.



Figure 4.10: Instant Noodles

3. Identifying Product Strengths and Core Differentiators

Brands must leverage their unique product strengths to develop a compelling USP. **This involves:**

a. **Highlighting Innovation or Unique Features:** If a product has a special ingredient, design, or function, this can become its USP.

b. **Focusing on Quality, Affordability, or Customer Experience:** Some brands differentiate by being premium, while others focus on affordability.

© Copyright 2026 MIVA Open University. All Rights Reserved.

Example: Jumia Nigeria

Jumia revolutionised online shopping in Nigeria by providing a seamless e-commerce experience. Its USP, 'No. 1 Online Shopping Destination', focuses on variety, convenience, and accessibility. Unlike traditional retail stores, Jumia offers home delivery, multiple payment options, and competitive pricing, making it Nigeria's leading e-commerce platform.



Figure 4.11: A Picture of Jumia Warehouse

4. Crafting a Clear and Memorable USP Statement.

A strong USP must be clear, concise, and relevant to the target audience. It should:

a. Communicate a unique benefit that competitors do not offer.

© Copyright 2026 MIVA Open University. All Rights Reserved.

b. Be Easy to Remember for marketing and branding purposes.

c. Resonate with the consumer mindset, considering cultural and economic factors.

Example: Glo Nigeria

Glo entered the Nigerian telecom market dominated by MTN and Airtel. Instead of competing on just coverage, it positioned itself with 'Grandmasters of Data' as its USP, emphasising superior data affordability and network speed. This statement is clear, memorable, and relevant to Nigerians who rely heavily on mobile internet.

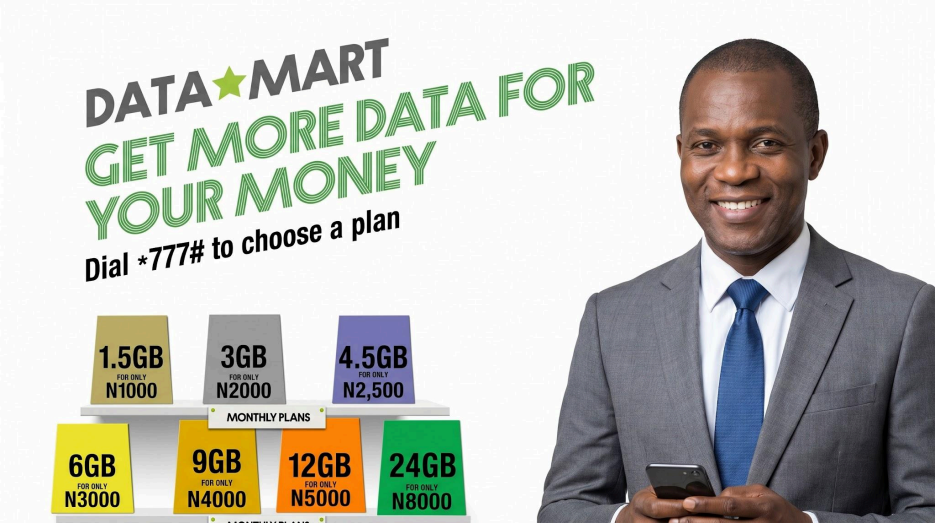

Figure 4.12: Network's Advert on Their Data Bundles

© Copyright 2026 MIVA Open University. All Rights Reserved.

5. Testing and Refining the USP

A USP must be continuously refined to ensure it remains relevant. Businesses should:

a. Test Different USP Variations through A/B testing in ads and campaigns.

b. Gather consumer feedback to check if the USP resonates with the audience.

c. Adapt the USP based on market changes as consumer needs evolve.

Example: Peak Milk

Peak Milk has been a household brand in Nigeria for decades. Initially, its USP focused on 'Rich and Creamy Nutrition'. Over time, as health-conscious consumers emerged, Peak adapted its messaging to include 'Stronger Bodies, Sharper Minds', reinforcing its nutritional benefits. This shows how a USP can evolve while maintaining core brand values.

© Copyright 2026 MIVA Open University. All Rights Reserved.



Figure 4.13: Peak Milk

Interactive Activities

Activity 4.1. Timed Reflection Question (5 minutes):

'Think about a memorable advertisement you've seen recently. Using the creative hooks framework discussed in the lesson, analyse why it was effective and how it engaged you emotionally. What specific elements made it memorable?'

Activity 4.2. Gamification Element (2-minute game):

'Creative Hook Match'

- Players are presented with 6 cards showing different types of hooks (emotional, humorous, storytelling, etc.)
- 6 cards showing example advertisements are placed face down

© Copyright 2026 MIVA Open University. All Rights Reserved.

- Players have 2 minutes to match each hook type with the correct advertisement example
- Score: 5 points per correct match
- Bonus point for completing in under 90 seconds

Activity 4.3. Puzzle:

'Creative Thinking Technique puzzle'

Instructions: Provide answers to the different creative thinking techniques based on the clues provided below:

1. Thinking beyond conventional logic (7 letters: LATERAL)
2. Visual organisation of ideas (8 letters: MINDMAPS)
3. Free sharing of ideas (11 letters: BRAINSTORM)
4. Seven-step technique (7 letters: SCAMPER)

In-Text Question and Answer (ITQ and ITA)

ITQ 4.3: What is the main purpose of a Unique Selling Proposition (USP)?

ITA 4.3: A USP differentiates a product from competitors, addresses specific consumer needs, and communicates a compelling benefit that resonates with the target audience.

© Copyright 2026 MIVA Open University. All Rights Reserved.

4.4 Creative Presentation Techniques

Effective communication is critical in advertising, marketing, and media-related fields. A well-crafted presentation not only conveys information but also engages, persuades, and inspires an audience. Creative presentation techniques refer to the innovative methods used to design and deliver messages in an engaging and persuasive manner.

According to Reynolds (2019), creative presentation techniques enhance audience retention by making messages more memorable and impactful. These techniques involve a combination of visual storytelling, multimedia elements, interactive engagement, and persuasive communication strategies.

Creative presentation techniques in advertising are important for so many reasons, as shown thus:

1. **Enhancing Engagement** – Creative techniques make presentations more dynamic, keeping the audience interested (Gallo, 2014).
2. **Improving Retention—People** remember visually appealing and interactive presentations better than plain text-based ones.
3. **Strengthening Persuasion—A** well-structured creative presentation can make an argument more compelling.
4. **Simplifying Complex Information—Visuals,** stories, and analogies help break down complex concepts (Reynolds, 2019).

© Copyright 2026 MIVA Open University. All Rights Reserved.

4.4.1. Key Creative Presentation Techniques.

1. Storytelling Approach

Storytelling is a powerful method that transforms data into relatable and emotional narratives. According to Heath (2012), storytelling engages the audience by connecting ideas to real-life experiences. A good example is TED Talks, where speakers use personal stories to make their messages impactful.

2. Visual Storytelling and Design

Using well-designed visuals instead of text-heavy slides enhances communication. Duarte (2012) emphasises the 'Picture *Superiority Effect',* which suggests that people recall images better than words. Brands like Apple use minimalist, image-driven slides to create strong brand messaging.

Key elements of visual storytelling include:

- High-quality images
- Infographics and data visualisation
- Colour psychology and contrast
- Minimalist slide design

3. Interactive and Multimedia Elements

Adding interactivity keeps audiences engaged. According to Gallo (2014), incorporating multimedia elements such as videos, animations, and audience polls improves engagement and information retention.

© Copyright 2026 MIVA Open University. All Rights Reserved.

Effective multimedia elements include:

- Short, engaging videos
- Motion graphics and animated slides
- Live audience polling tools (e.g., Mentimeter, Slido)
- Augmented reality (AR) and virtual reality (VR) experiences

4. Humour and Emotional Appeal

Engaging presentations often incorporate humour and emotional appeal to create a strong connection with the audience. Heath (2012) states that humour helps in reducing resistance to persuasive messages, making audiences more receptive to information. Advertisers frequently use this approach in commercials and product pitches.

5. The 10-20-30 Rule

Guy Kawasaki (2005) introduced the 10-20-30 rule for effective presentations:

- 10 slides maximum
- 20-minute duration
- 30-point font size for readability

This method ensures conciseness and clarity, preventing audience fatigue.

© Copyright 2026 MIVA Open University. All Rights Reserved.

6. Audience Participation and Engagement

Active engagement techniques make presentations more memorable. According to Reynolds (2019), interactive activities such as Q&A sessions, gamification, and role-playing can significantly enhance retention and participation.

Engagement techniques include:

- Asking thought-provoking questions
- Conducting live surveys
- Incorporating case studies for discussion
- Using storytelling games to illustrate concepts

7. Persuasive Techniques and Call-to-Action (CTA)

A strong call-to-action ensures that presentations lead to meaningful action. Duarte (2012) argues that presentations should have a clear goal, whether inspiring change, selling a product, or educating an audience. **Persuasive elements include:**

- The use of rhetorical questions
- Repetition of key points for emphasis
- Emotional triggers (fear, happiness, urgency)
- A compelling conclusion that reinforces the message.

© Copyright 2026 MIVA Open University. All Rights Reserved.

Conclusion

The effectiveness of modern advertising is contingent upon the seamless integration of strategic planning and creative execution. Creativity, while essential, is insufficient in isolation; it must be supported by a well-defined strategic framework to ensure its impact. Successful advertising necessitates a balanced approach that harmonises innovative creative techniques, emotionally resonant messaging, and structured presentation methods. This integration not only enhances audience engagement but also optimises marketing effectiveness, ultimately driving the achievement of desired communication and business objectives.

Summary

1. Creativity in advertising combines artistic expression with strategic problem-solving to develop impactful campaigns that resonate with target audiences.
2. Various creative techniques like SCAMPER, Six Thinking Hats, and lateral thinking provide structured approaches to developing effective advertising solutions.
3. Storytelling and emotional hooks are crucial elements that enhance advertising messages by creating memorable connections with audiences.
4. Visual and verbal elements in creative advertising must work together through techniques like visual storytelling and multimedia integration.

© Copyright 2026 MIVA Open University. All Rights Reserved.

5. Innovative advertising concepts must align with brand identity while maintaining consumer engagement through interactive and participatory elements.

Self-Assessment Questions (SAQs)

SAQ 4.1. What is the role of brainstorming in developing advertising campaigns?

Answer: Brainstorming allows teams to generate slogans, campaign themes, and unique selling propositions by sharing ideas freely without judgement.

SAQ 4.2. How does the SCAMPER technique contribute to advertising creativity?

Answer: SCAMPER provides a structured way to innovate by helping marketers substitute, combine, adapt, modify, put to another use, eliminate, or reverse existing concepts.

SAQ 4.3. What is the purpose of emotional hooks in advertising? Answer: Emotional hooks create deep connections between consumers and brands, enhance brand recall, and encourage engagement with the advertisement.

SAQ 4.4. How does visual storytelling enhance presentation effectiveness?

Answer: Visual storytelling improves message retention through the use of high-quality images, infographics, and minimalist design principles.

© Copyright 2026 MIVA Open University. All Rights Reserved.

SAQ 4.5. What is the importance of creative presentation techniques in advertising?

Answer: Creative presentation techniques enhance engagement, improve retention, strengthen persuasion, and help simplify complex information.

Multiple-Choice Questions and Answers (MCQs and MCAs)

1. Which creative thinking technique involves exploring 'Substitute, Combine, Adapt, Modify, Put to another use, Eliminate, and Reverse'?

A. Mind Mapping
B. Lateral Thinking
C. SCAMPER
D. Six Thinking Hats

Answer C) : SCAMPER

Explanation: SCAMPER is specifically defined in the text as the technique that uses these seven approaches to modify existing concepts.

2. In the Six Thinking Hats method, which hat represents creativity and new ideas?

A. Blue Hat
B. Red Hat
C. White Hat
D. Green Hat

© Copyright 2026 MIVA Open University. All Rights Reserved.

Answer D: Green Hat

Explanation: The study explicitly states that the Green Hat represents creativity and new ideas in the Six Thinking Hats method.

3. According to Guy Kawasaki's rule, what is the maximum number of slides recommended for an effective presentation?

A. 5 slides
B. 10 slides
C. 15 slides
D. 20 slides

Answer B): 10 slides

Explanation: The 10-20-30 rule mentioned in the document specifically states 10 slides maximum.

4. Which type of hook uses narratives to draw the audience into the advertisement?

A. Emotional Hooks
B. Humorous Hooks
C. Storytelling Hooks
D. Shock Hooks

Answer C): Storytelling Hooks

© Copyright 2026 MIVA Open University. All Rights Reserved.

Explanation: The document defines storytelling hooks as those that use narratives to draw the audience into the ad.

5. What is the primary purpose of lateral thinking in advertising?

A. Following traditional step-by-step logic
B. Creating conventional solutions
C. Approaching problems from unconventional perspectives
D. Organising ideas around a central theme

Answer C): Approaching problems from unconventional perspectives

Explanation: The text states that lateral thinking involves approaching problems from unconventional perspectives rather than following traditional logic.

Tutor Marked Assessments (TMAs)

1. Analyse a recent advertisement campaign using the SCAMPER technique. Identify how each element of SCAMPER could be applied to improve the campaign.
2. Create a mind map for a new product launch, showing how different creative elements connect to the central theme.
3. Design three different types of creative hooks for a single product, using emotional, humorous, and storytelling approaches.
4. Apply the Six Thinking Hats method to evaluate an existing advertising campaign, documenting insights from each perspective.

© Copyright 2026 MIVA Open University. All Rights Reserved.

5. Develop a presentation following the 10-20-30 rule for a new advertising concept.

Next Steps: In the next study session, we will undertake a comprehensive exploration of the topic *of writing for print media.* This session will examine the fundamental principles, stylistic conventions, and structural frameworks essential for crafting effective print media content.

© Copyright 2026 MIVA Open University. All Rights Reserved.

Study Session Five:

Writing for Print Advertising

© Copyright 2026 MIVA Open University. All Rights Reserved.

Introduction

Print advertising remains a vital component of marketing communication, offering a tangible and credible way to engage audiences despite the dominance of digital media. Traditional platforms such as newspapers, magazines, brochures, and billboards provide lasting visibility and allow brands to target specific demographics effectively (Belch & Belch, 2021). A well-crafted print advertisement relies on both persuasive messaging and strong visual appeal to influence consumer perception, drive purchasing decisions, and reinforce brand identity (Kotler & Keller, 2022).

To create effective print advertisements, it is essential to understand their core components: the headline, which captures attention; the body copy, which delivers the message; and the call to action (CTA), which encourages consumer response. Additionally, writing techniques such as clarity, brevity, and emotional appeal help make ad copy more persuasive and engaging. Beyond the textual elements, the layout and visual components play a crucial role in guiding consumer attention and enhancing overall impact.

This study session will explore these key aspects, including the fundamental components of a print ad, effective writing strategies, and the importance of layout and visual elements in creating compelling advertisements

© Copyright 2026 MIVA Open University. All Rights Reserved.

Learning Objectives for Study Session 5

When you have studied this session, you should be able to:

5.1 Identify the key components of a print advertisement, including the headline, body copy, and call to action.

5.2 Analyse effective techniques for writing compelling and persuasive print ad copy.

5.3 Evaluate the role of layout and visual elements in enhancing the impact of print advertisements.

5.4 Develop clear and engaging print ad copy that aligns with brand messaging and target audience preferences.

5.5 Apply principles of print ad composition to create visually appealing and strategically structured advertisements.

© Copyright 2026 MIVA Open University. All Rights Reserved.

5.1 Components of a Print Ad (Headline, Body Copy, Call to Action)

Print advertising remains a powerful medium for capturing audience attention and influencing consumer behaviour. A well-structured print advertisement consists of several key components that work together to convey a persuasive message and encourage action. According to Belch and Belch (2021), the success of a print advertisement largely depends on the effectiveness of its key elements, which include the headline, body copy, and call to action. Each of these components plays a crucial role in engaging the reader, communicating the brand message, and driving consumer response.

This lesson will explore the fundamental components of a print ad, focusing on the headline, body copy, and call to action. Understanding these elements is essential for creating impactful advertisements that attract, inform, and persuade audiences.

1. Headline:

The headline is the most critical element of a print advertisement, as it is the first thing a reader notices. It serves as a hook to grab attention and entice the audience to read further (Arens et al., 2019). Effective headlines are typically short, clear, and impactful, often incorporating persuasive techniques such as humour, curiosity, or urgency.

Headlines can be categorised into different types based on their function:

© Copyright 2026 MIVA Open University. All Rights Reserved.

- **Direct Headlines:** Clearly state the main benefit or product offering (e.g., '50% Off All Electronics').
- **Indirect Headlines:** Use intrigue or curiosity to draw readers in (e.g., 'The Secret to Glowing Skin').
- **News Headlines:** Announce something new or innovative (e.g., 'Introducing the Next Generation Smartphone').
- **Question Headlines:** Engage readers by asking a relevant question (e.g., 'Struggling to Sleep at Night?').
- **Command Headlines:** Directly tell the reader to take an action (e.g., 'Try Our New Weight Loss Formula Today!').

A compelling headline increases the likelihood of the audience engaging with the ad, making it a vital component of effective print advertising (Kotler & Keller, 2022).

2. Body Copy

The body copy is the main text of the advertisement that provides detailed information about the product or service. It expands on the promise made in the headline and persuades the reader by highlighting the benefits, features, and unique selling points (USP) of the product (Batra & Keller, 2016).

Effective body copy is characterised by the following:

a. **Be Concise**: Long, dense paragraphs can lose the reader's attention. Short and engaging sentences are preferred.

© Copyright 2026 MIVA Open University. All Rights Reserved.

b. **Focus on** benefits over features: instead of just listing features, the copy should explain how the product solves a problem or improves the consumer's life.
c. **Use Persuasive Language**: Words like 'guaranteed', 'exclusive', and 'limited-time offer' can create urgency and drive action.
d. **Establish Credibility**: Including testimonials, statistics, or expert endorsements can build trust with the audience.

For example, an ad for a skincare product might include, 'Our *dermatologist-approved formula hydrates your skin for 24 hours, reducing fine lines and wrinkles. Try it today and experience the difference!'*

This approach informs and persuades while maintaining clarity and engagement.

3. Call to Action (CTA)

The call to action (CTA) is the final and most crucial part of a print advertisement. It directs the audience on what to do next, encouraging them to take immediate action (Belch & Belch, 2021). Without a clear CTA, even the most well-written ad may fail to drive conversions.

The following are the characteristics of an effective CTA:

a. **Clarity**: The action must be clear and straightforward (e.g., 'Call Now,' 'Visit Our Store Today').
b. **Urgency**: Encouraging immediate action can increase response rates (e.g., 'Limited Offer – Buy Now!').

© Copyright 2026 MIVA Open University. All Rights Reserved.

c. **Simplicity**: A CTA should not be complicated or require too many steps.

d. **Visibility**: It should be placed prominently in the ad for easy recognition.

Examples of Strong CTAs

1) 'Shop Now and Get 20% Off!'
2) 'Call Today for a Free Consultation!'
3) 'Visit Our Website to Learn More.'

A well-crafted CTA increases the effectiveness of a print ad by providing clear instructions that lead to consumer engagement and conversions (Kotler & Keller, 2022).

5.2 Techniques for Writing Compelling Print Ad Copy.

Writing compelling print ad copy is a crucial skill in advertising, as it determines how well an advertisement captures attention, communicates a message, and persuades the audience to take action. Effective print ad copywriting is not just about creativity; it involves strategic messaging, persuasive language, and a deep understanding of consumer psychology (Belch & Belch, 2021). Well-crafted ad copy must resonate with the target audience, clearly highlight the product's benefits, and evoke emotions that drive decision-making (Kotler & Keller, 2022).

In this section, we shall study the following techniques of writing compelling print ad copy:

1) AIDA model (Attention, Interest, Desire, Action),

© Copyright 2026 MIVA Open University. All Rights Reserved.

2) Persuasive language,
3) Leveraging storytelling,
4) Employing rhetorical devices, and
5) Ensuring clarity, brevity, and readability.

1. AIDA Model (Attention, Interest, Desire, Action).

One of the most widely used techniques in advertising is the AIDA model, which outlines the four stages an ad must go through to persuade a consumer (Strong, 1925):

i. **Attention:** The first goal of an ad is to capture attention. This is often achieved through a strong headline, striking visuals, or a thought-provoking statement. For example, a headline like *'Revolutionise Your Skincare—See Results in 7 Days!'* immediately grabs attention.

ii. **Interest:** Once attention is captured, the ad must generate interest by presenting key benefits or unique selling points (USP). This could involve highlighting innovative features or addressing a common consumer problem.

iii. **Desire:** The copy should create a sense of desire by demonstrating how the product can improve the consumer's life. Using emotional appeal, testimonials, or exclusive benefits can enhance desirability.

iv. **Action:** Finally, the ad must prompt the reader to take action, such as making a purchase, visiting a website, or signing up for a service. Clear and

© Copyright 2026 MIVA Open University. All Rights Reserved.

Compelling calls to action (CTAs) like *'Shop Now and Save 20%!'* are effective in driving conversions.

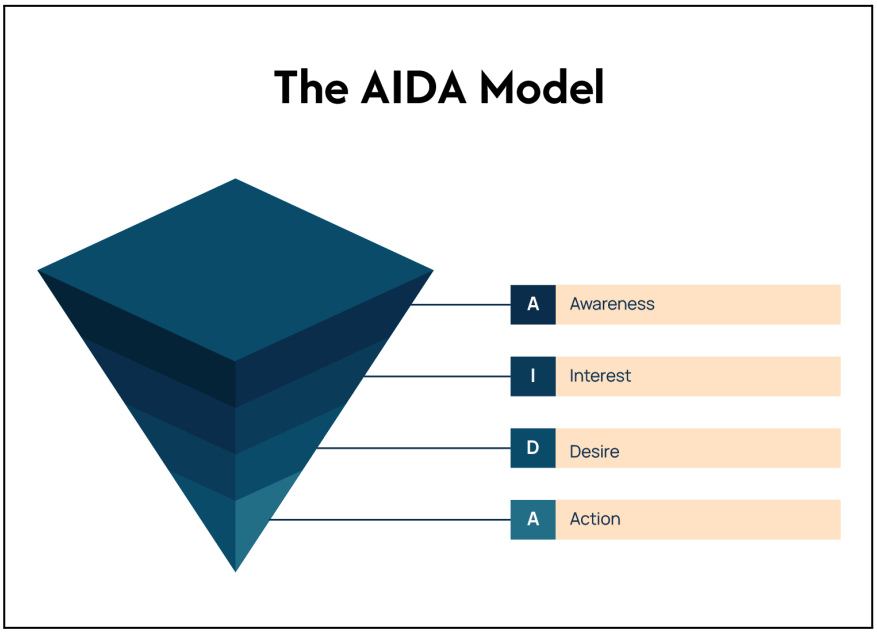

Figure 5.1. The AIDA Model

2. Persuasive Language

Effective print ad copy relies on persuasive language to influence consumer decisions. Certain words and phrases evoke emotions, create urgency, and enhance credibility (Arens et al., 2019). **Techniques for persuasive language:**

a. **Emotional Appeal:** Ads that trigger emotions—such as happiness, nostalgia, or fear of missing out (FOMO)—are more likely to be memorable. Example: *'Give your loved ones the gift of protection—get life insurance today!'*

© Copyright 2026 MIVA Open University. All Rights Reserved.

b. **Urgency and Scarcity:** Creating a sense of urgency encourages immediate action. Example: *'Limited-time offer! Buy now before it's gone!*
c. **Social Proof:** Including testimonials, expert endorsements, or statistics can build trust. Example: *'9 out of 10 dentists recommend this toothpaste!'*
d. **Power Words:** Certain words naturally grab attention and persuade consumers. Examples include **free, guaranteed, exclusive, proven, save, discover, and effortless**.

3. Leveraging Storytelling

Storytelling is a powerful advertising technique that helps brands connect with consumers on a personal level. According to Heath & Heath (2007), narratives are more engaging and memorable than simple factual statements. A well-crafted story can illustrate how a product fits into consumers' lives and solves their problems.

5.2.1 Elements of Effective Storytelling in Ads:

a. **Relatable Characters:** Using a protagonist that reflects the target audience increases relatability.
b. **Conflict and Resolution:** Presenting a problem and showing how the product provides a solution creates engagement.
c. **Emotional Connection:** Ads that evoke emotions such as joy, nostalgia, or empathy tend to perform better.

© Copyright 2026 MIVA Open University. All Rights Reserved.

d. **Example:** An ad for a travel agency could tell a story about a busy professional who finds relaxation and adventure through an affordable vacation package.

4. Employing Rhetorical Devices

Rhetorical devices enhance the persuasiveness and memorability of ad copy. **Some common techniques include:**

a. **Alliteration:** The repetition of consonant sounds to create a rhythmic effect. Example: *'Sleek, Stylish, and Sophisticated—The New Sedan You Need.'*
b. **Metaphors and Similes:** Comparisons that make an idea more vivid. Example: *'Our mattresses are like sleeping on a cloud.'*
c. **Repetition:** Reinforcing key messages by repeating them for emphasis. Example: *'Smooth taste. Smooth experience. Smooth coffee.'*
d. **Rhetorical Questions:** Engaging readers by prompting them to think. Example: *'Tired of high energy bills? Switch to solar today!'*

These devices make the ad copy more engaging, memorable, and persuasive (Batra & Keller, 2016).

5. Clarity, Conciseness, and Readability.

Even the most creative ad copy must remain clear and concise to be effective. Print ads often have limited space, so messages should be straightforward and

© Copyright 2026 MIVA Open University. All Rights Reserved.

easy to understand (Kotler & Keller, 2022). **Tips for Enhancing Clarity and Readability:**

a. **Use Simple Language:** Avoid jargon or complex terminology that may confuse readers.
b. **Keep Sentences Short:** Long-winded sentences can dilute the message.
c. **Break Up Text:** Use bullet points, subheadings, and whitespace to enhance readability.
d. **Highlight Key Information:** Bold or italicised text can draw attention to important details.

A well-structured ad copy ensures that readers quickly grasp the message and are more likely to respond positively.

In-Text Question and Answer (ITQ and ITA)

ITQ 5.1: What are the five main techniques for writing compelling print ad copy?

ITA 5.1: The five main techniques are the AIDA model, persuasive language, leveraging storytelling, employing rhetorical devices, and ensuring clarity/brevity/readability.

5.3 Print Ad Layout and Visual Elements

Print advertising remains a powerful tool for capturing audience attention and conveying brand messages through compelling visuals and structured layouts.

© Copyright 2026 MIVA Open University. All Rights Reserved.

The effectiveness of a print ad is not only determined by its copy but also by how well its elements—such as images, typography, colours, and white space—are arranged to enhance readability and impact (Belch & Belch, 2021). A well-designed layout ensures that the audience is guided seamlessly through the advertisement, from the headline to the call-to-action, without unnecessary distractions.

In this part of the study, we will explore the essential components of print ad layout and visual elements, focusing on layout principles, typography, colour psychology, imagery, and white space utilisation.

5.3.1 Principles of Print Ad Layout

Print advertising remains a powerful tool for capturing audience attention and conveying brand messages through compelling visuals and structured layouts. The effectiveness of a print ad is not only determined by its copy but also by how well its elements—such as images, typography, colours, and white space—are arranged to enhance readability and impact (Belch & Belch, 2021). A well-designed layout ensures that the audience is guided seamlessly through the advertisement, from the headline to the call-to-action, without unnecessary distractions. **Key ad layout principles include:**

1. Balance: Balance refers to the even distribution of visual elements within the advertisement to create harmony and prevent clutter. A well-balanced design ensures that no single part of the ad overpowers another, making it easier for the

© Copyright 2026 MIVA Open University. All Rights Reserved.

audience to absorb the message (Arens et al., 2019). **There are two primary types of balance in print ad layouts:**

a. **Symmetrical Balance:** This occurs when elements are evenly distributed on both sides of the design, creating a formal, structured, and professional look. This type of balance is often used in luxury brands, corporate ads, and traditional marketing materials.
b. **Asymmetrical Balance:** Unlike symmetrical balance, asymmetrical balance creates a more dynamic and visually interesting composition by placing elements of different sizes, colours, or weights on opposite sides. It is commonly used in modern, creative, or high-energy advertising campaigns to add a sense of movement and excitement.

2. **Hierarchy:** Hierarchy in design refers to the arrangement of elements in order of importance, ensuring that the most crucial information captures attention first (Batra & Keller, 2016). Without a clear visual hierarchy, viewers may struggle to understand the ad's message, leading to a lack of engagement. To establish an effective hierarchy, **you must put the following into perspective:**

a. **Use Larger Headlines—The** headline should be the most prominent element, drawing immediate attention.
b. **Differentiate Text Styles—Utilise** bold, italic, or coloured fonts to distinguish between primary and secondary information.

© Copyright 2026 MIVA Open University. All Rights Reserved.

c. **Employ Strategic Placement—Place** the most essential information (brand name, product, CTA) in a position where the eye naturally lands first, such as the top or centre of the ad.

d. **Leverage Visual Cues—Arrows,** images, and lines can direct the reader's focus toward key details.

3. Alignment: Alignment refers to the precise positioning of text, images, and other elements to create a clean and organised look. Proper alignment ensures visual harmony, making the advertisement more readable and professional (Belch & Belch, 2021). **Types of alignment used in print ad layouts include:**

a. **Left Alignment:** The most commonly used alignment, as it enhances readability and maintains a structured appearance.

b. **Centred Alignment:** Often used for headlines or single-focus advertisements, creating a balanced and formal layout.

c. **Right Alignment:** Less common but sometimes used in modern designs to create a unique aesthetic.

d. **Grid-Based Alignment:** Utilising an invisible grid structure to arrange elements in a well-organised manner, ensuring consistency across different sections of the ad.

4. Contrast: Contrast is one of the most effective ways to make an advertisement visually engaging. It creates emphasis by differentiating elements through colour, size, shape, texture, or typography (Kotler & Keller, 2022). Ways to apply contrast effectively:

© Copyright 2026 MIVA Open University. All Rights Reserved.

a. **Colour Contrast:** Use light text on a dark background or vice versa to enhance readability. For example, bold white text on a deep blue background immediately captures attention.
b. **Size Contrast:** Make the most important elements larger than the rest. A larger headline compared to the body copy immediately draws the eye to the key message.
c. **Font Contrast:** Combining different typefaces (e.g., serif for headlines and sans-serif for body text) adds visual variety without compromising readability.
d. **Shape Contrast:** Using circular elements in a layout dominated by rectangles can create an interesting visual break.

Contrast is crucial for breaking monotony, highlighting key information, and ensuring that the ad stands out from competitors.

5. Repetition: Repetition in design helps create a sense of unity and reinforce branding by consistently using the same elements across various components of the ad (Arens et al., 2019). **Common aspects where repetition is applied:**

a. **Colour Scheme:** Using the same brand colours across multiple ads builds brand recognition.
b. **Typography:** Maintaining consistent font choices across headlines, subheadings, and body text improves readability.
c. **Logos and Icons:** Including a **consistent brand logo** in every ad reinforces brand identity.

© Copyright 2026 MIVA Open University. All Rights Reserved.

d. **Design Elements:** Repeating graphical elements (e.g., borders, patterns, or shapes) throughout the ad enhances visual coherence.

5.3.2 Typography in Print Ads

Typography plays a critical role in the readability and aesthetics of a print advertisement. The choice of fonts and text arrangement influences how an audience perceives and engages with the ad content (Kotler & Keller, 2022). **Key Considerations for Typography:**

a. **Font Selection:** Serif fonts (e.g., Times New Roman) convey tradition and reliability, while sans-serif fonts (e.g., Arial) appear modern and clean.
b. **Font Size:** Headlines should be bold and large, while body text should be legible but not overpowering.
c. **Readability:** Avoid overly decorative fonts that make text difficult to read.
d. **Hierarchy in Text:** Differentiating headline, subheadline, and body text with size and weight variations enhances clarity.

Well-structured typography ensures that key messages are communicated effectively without overwhelming the reader.

5.3.3 Role of Colour Psychology in Print Ads

Colours evoke emotions and influence consumer perceptions. The strategic use of colours in print ads enhances brand identity, attracts attention, and conveys specific messages (Arens et al., 2019). **Common colour associations in advertising include:**

© Copyright 2026 MIVA Open University. All Rights Reserved.

a. **Red**: Energy, passion, urgency (often used in sales and promotions).
b. **Blue**: Trust, stability, and professionalism (popular in corporate and tech brands).
c. **Green**: Growth, health, nature (commonly used for eco-friendly products).
d. **Yellow**: Optimism, warmth, attention-grabbing (frequently seen in food and entertainment ads).
e. **Black:** Sophistication, luxury, power (often used in high-end products).

Choosing the right colour combinations ensures that the ad aligns with the brand message and target audience preferences.



Figure 5.2: Colour Psychology in Ads

5.3.4 The Use of Imagery and Visual Elements

Images are a powerful tool in print advertising, as they communicate messages faster than text. Well-selected visuals enhance emotional appeal and

© Copyright 2026 MIVA Open University. All Rights Reserved.

storytelling, making the ad more engaging (Belch & Belch, 2021). **Types of images used in print ads:**

a. **Product Images:** Showcasing the product in action or highlighting its features.
b. **Lifestyle Imagery:** Featuring people using the product to create relatability.
c. **Symbolic Imagery:** Using metaphorical visuals to reinforce the message.

5.3.5 Guidelines for Effective Imagery:

a. Ensure high resolution for print clarity.
b. Align images with brand identity and campaign objectives.
c. Use faces and emotions to enhance engagement and relatability.

A well-chosen image can significantly impact audience perception and increase the ad's effectiveness.

5.3.6 The Importance of White Space

White space, also known as negative space, refers to the empty areas around design elements. It is a crucial design element that enhances readability and prevents clutter (Batra & Keller, 2016). **Benefits of white space in print ads include:**

- **Improves readability** by preventing text from feeling overwhelming.
- **Highlights key elements**, such as the headline or product image.

© Copyright 2026 MIVA Open University. All Rights Reserved.

- **Creates a sense of elegance and sophistication**, often seen in luxury brand advertising.

A balanced use of white space ensures that an ad looks clean, professional, and easy to go through.

Interactive Activities

Activity 5.1. Simulation Exercise:

Ad Agency Simulation: You are a copywriter at an advertising agency. Your client, a local coffee shop, needs a print advertisement for their new organic coffee line.

Create the following deliverables:

i. Three potential headlines
ii. Body copy (50 words maximum)
iii. Call to action

Activity 5.2. Critical Thinking Discussion Question:

How does the psychology of colour and typography in print advertising influence consumer behaviour? Consider cultural differences and demographic factors in your discussion.

© Copyright 2026 MIVA Open University. All Rights Reserved.

Activity 5.3 Timed Reflection Question (5 minutes):

Reflect on a print advertisement that made a lasting impression on you. What specific elements (headline, body copy, visuals, etc.) made it memorable? How could these principles be applied to create effective advertisement?

In-Text Question and Answer (ITQ and ITA)

ITQ 5.2: What are the three fundamental principles of print ad layout that ensure effective visual communication?

ITA 5.2: The three fundamental principles are balance (symmetrical or asymmetrical distribution), hierarchy (arrangement by importance), and alignment (precise positioning of elements).

Conclusion

Print advertising continues to be relevant in the digital age due to its unique ability to provide tangible, credible engagement through carefully structured components and psychological principles. Success in print advertising requires mastery of both textual elements (headline, body copy, CTA) and visual components (layout, typography, colour), all working together to create persuasive and memorable advertisements. As brands navigate an increasingly cluttered media landscape, the physical presence of print materials offers a level of trust and permanence that digital formats often struggle to replicate. The deliberate craftsmanship required in print from selecting the right paper stock to

© Copyright 2026 MIVA Open University. All Rights Reserved.

perfecting typographic hierarchy demonstrates a brand's commitment to quality that resonates deeply with discerning consumers.

Furthermore, when print advertising is integrated thoughtfully with digital campaigns, it creates a cohesive multi-channel experience that reinforces brand recall and strengthens overall marketing effectiveness. Ultimately, advertisers who continue to refine their print capabilities alongside emerging technologies will be best positioned to deliver campaigns that are both timeless and impactful.

Summary

1. A print advertisement consists of three essential components: an attention-grabbing headline, informative body copy, and a compelling call to action.
2. Effective print ad copy relies on proven techniques like the AIDA model and persuasive language to influence consumer decisions.
3. Layout and visual elements work together through principles of balance, hierarchy, and contrast to enhance ad effectiveness.
4. Clear and engaging print ad copy must align with brand messaging while addressing target audience needs.
5. Strategic use of typography, colour, and white space creates visually appealing and well-structured advertisements.
6. The integration of psychological principles with deliberate design choices ensures that print advertisements remain a credible and persuasive medium in contemporary marketing practice.

© Copyright 2026 MIVA Open University. All Rights Reserved.

Self-Assessment Questions and Answers (SAQs and SAAs)

SAQ 5.1. What are the main types of headlines used in print advertising?

Answer: Direct headlines, indirect headlines, news headlines, question headlines, and command headlines.

SAQ 5.2. Explain the AIDA model in print advertising.

Answer: AIDA stands for Attention (capture interest), Interest (engage audience), Desire (create want), and Action (prompt response).

SAQ 5.3. What role does white space play in print ad layout?

Answer: White space improves readability, highlights key elements, and creates a sense of elegance and professionalism.

SAQ 5.4. List three characteristics of effective body copy.

Answer: Being concise, focusing on benefits over features, and using persuasive language.

SAQ 5.5. What are the main principles of visual hierarchy in print ads?

Answer: Using larger headlines, differentiating text styles, employing strategic placement, and leveraging visual cues.

Multiple-Choice Questions and Answers (MCQs and MCAs)

© Copyright 2026 MIVA Open University. All Rights Reserved.

1. Which component of a print advertisement typically captures attention first?

A. Body copy
B. Call to action
C. Headline
D. Logo

Answer C): Headline

Explanation: The headline is designed to be the first element that catches the reader's attention, making it crucial for engaging the audience initially.

2. What does the 'D' in AIDA represent?

A. Design
B. Desire
C. Direction
D. Development

Answer B): Desire

Explanation: In the AIDA model, 'D' stands for Desire, representing the stage where the ad creates want for the product or service.

3. Which type of balance creates a more dynamic and visually interesting composition?

© Copyright 2026 MIVA Open University. All Rights Reserved.

A. Symmetrical balance
B. Asymmetrical balance
C. Radial balance
D. Linear balance

Answer B): Asymmetrical balance

Explanation: Asymmetrical balance creates a more dynamic and visually interesting composition by placing elements of different sizes, colours, or weights on opposite sides.

4. Which colour is commonly associated with trust and professionalism in advertising?

A. Red
B. Green
C. Blue
D. Yellow

Answer C): Blue

Explanation: Blue is commonly used in corporate and tech brands, as it conveys trust, stability, and professionalism.

5. What is the purpose of white space in print advertising?

A. To fill empty areas
B. To reduce printing costs

© Copyright 2026 MIVA Open University. All Rights Reserved.

C. To enhance readability

D. To add more text

Answer C): To enhance readability

Explanation: White space improves readability, prevents clutter, and helps highlight key elements in the advertisement.

© Copyright 2026 MIVA Open University. All Rights Reserved.

Tutor-Marked Assessments (TMAs)

1. Design a print advertisement for a skincare product using the AIDA model. Include a headline, body copy, and call to action. Explain your rationale for each element.
2. Analyse a magazine advertisement of your choice, focusing on its layout principles, typography, and colour psychology. Discuss how these elements contribute to the ad's effectiveness.
3. Create three different headlines for a fitness centre advertisement using direct, indirect, and question headline types. Explain why each would appeal to the target audience.
4. Write body copy for a luxury watch advertisement using persuasive language and storytelling techniques. Include your reasoning for the chosen approach.
5. Design a simple layout for a print advertisement, demonstrating the principles of balance, hierarchy, and white space. Include annotations explaining your choices.

Next steps: In the next study session, we will explore writing for broadcast advertising, focusing on scriptwriting for radio and TV ads, developing engaging storylines, and understanding tone, voice, and pacing. This discussion will highlight key techniques for crafting compelling and effective advertisements.

© Copyright 2026 MIVA Open University. All Rights Reserved.

Study Session Six:

Writing for Broadcast Advertising

© Copyright 2026 MIVA Open University. All Rights Reserved.

Introduction

Broadcast advertising is a powerful medium for capturing audience attention and driving consumer action. Unlike print or digital ads, radio and TV commercials rely on strong auditory and visual storytelling to make a lasting impact. Effective scriptwriting in broadcast advertising requires a strategic approach, balancing creativity with persuasive messaging. Writers must craft engaging narratives, consider the unique demands of each medium, and ensure their scripts align with audience expectations. In an era where consumers are constantly exposed to fragmented digital content, broadcast advertising remains uniquely positioned to deliver immersive, high-impact messages within a concentrated timeframe. The ability to combine sound, motion, and emotion allows broadcast ads to cut through distraction and establish immediate connections with diverse audiences. As media consumption habits evolve, understanding how to leverage the distinct strengths of radio and television has become even more essential for marketers seeking to maximise reach and resonance.

This discussion will cover key aspects of writing for broadcast ads, including structuring scripts for radio and TV, developing compelling storylines, and mastering tone, voice, and pacing. Understanding these elements helps advertisers create memorable commercials that resonate with audiences and enhance brand visibility.

© Copyright 2026 MIVA Open University. All Rights Reserved.

Learning Outcomes for Study Session 6.

When you have studied this session, you should be able to:

6.1. Differentiate between the structural elements of radio and TV ad scripts.

6.2. Develop compelling storylines that engage audiences in broadcast advertising.

6.3. Apply appropriate tone, voice, and pacing to enhance the effectiveness of broadcast ads.

6.4. Analyse how storytelling techniques influence audience perception and brand messaging.

6.5. Create well-structured scripts tailored to the unique demands of radio and television commercials.

© Copyright 2026 MIVA Open University. All Rights Reserved.

6.1. Writing Scripts for Radio and TV Ads

Broadcast advertising remains a crucial aspect of marketing communication, providing brands with an avenue to connect with audiences through engaging storytelling and persuasive messaging. Writing effective scripts for radio and television advertisements requires a deep understanding of audience psychology, media formats, and narrative structures. Unlike print or digital advertising, broadcast ads rely on auditory and visual elements to capture attention and convey messages efficiently within a short timeframe (Belch & Belch, 2021).

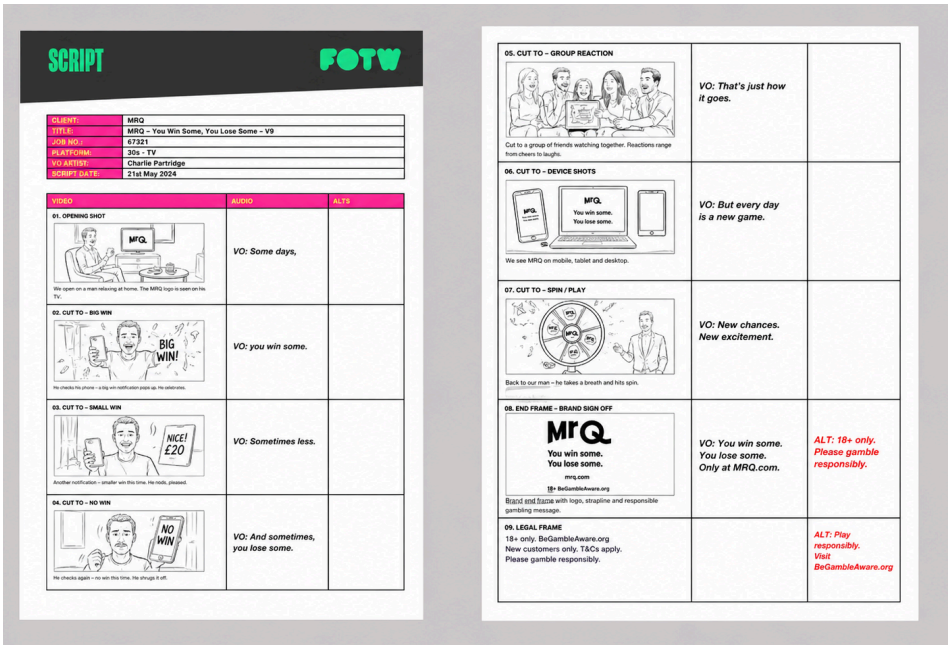

Figure 6.1: Sample of an Ad Script

© Copyright 2026 MIVA Open University. All Rights Reserved.

6.1.1. Understanding the Structure of Radio and TV Ad Scripts

Radio and television commercials follow distinct scriptwriting structures due to differences in their delivery formats. Radio ads are purely auditory, requiring strong vocal delivery, sound effects, and music to create engagement. In contrast, TV ads integrate visual storytelling with dialogue, background music, and on-screen text to enhance message retention (Wells, Burnett, & Moriarty, 2019). Despite these differences, both types of ads share a common need for a well-organised structure that ensures clarity, engagement, and persuasiveness.

6.1.1.1 Key Elements of an Effective Ad Script

1. **Opening Hook**: The first few seconds of an ad are crucial in capturing the audience's attention. Consumers are bombarded with numerous advertisements daily, so a strong opening is essential to prevent disengagement (Belch & Belch, 2021). **A hook can take different forms, including:**

    a. A thought-provoking question (e.g., 'Tired of slow internet?')
    b. A bold statement (e.g., 'This is the future of skincare!')
    c. A relatable problem (e.g., 'Struggling to wake up in the morning?')
    d. A catchy jingle or recognisable sound effect

2. **Problem/Solution Approach**: Most effective ads follow a narrative structure where a problem is presented, and the product/service is introduced as the solution (Altstiel & Grow, 2022). This method establishes an emotional connection with the audience, making them

© Copyright 2026 MIVA Open University. All Rights Reserved.

more receptive to the message. For example, a cleaning product ad may showcase a tough stain and then demonstrate how the product easily removes it.

3. **Call to Action (CTA)** A strong CTA encourages the audience to take immediate action after engaging with the ad. **This could include:**

    a. **Purchase-Driven CTAs**: 'Order now and get 20% off!'
    b. **Engagement-Based CTAs**: 'Follow us on Instagram for exclusive deals!'
    c. **Urgency-Based CTAs**: 'Limited stock available—act fast!'

For radio ads, the CTA is usually verbal and repeated for emphasis. In TV ads, it can be both verbal and visually displayed on the screen to reinforce retention.

Timing Considerations in Ad Scriptwriting

Time constraints in advertising require concise and compelling messaging. Most radio and TV ads range between 15 and 60 seconds, necessitating careful word choice and pacing (Kotler & Keller, 2022).

- **15-Second Ads**: Best for brand awareness and quick promotional messages.
- **30-Second Ads**: The standard length for detailed messaging while maintaining audience attention.
- **60-Second Ads**: Suitable for storytelling-focused ads, particularly in radio where longer engagement is necessary.

© Copyright 2026 MIVA Open University. All Rights Reserved.

6.1.2. Crafting Effective Scripts for Radio Ads

Writing effective radio scripts requires a deep understanding of auditory storytelling. Since radio lacks visual elements, advertisers must rely on language, tone, pacing, music, and sound effects to capture and maintain audience attention (Altstiel & Grow, 2022). The success of a radio ad hinges on how well it engages listeners, paints a vivid mental picture, and drives them to take action.

6.1.2.1 Key Strategies for Writing Effective Radio Ads

1. **Concise and Clear Messaging**: time constraints in radio advertising make clarity and brevity essential. Most radio ads range between 15 and 60 seconds, meaning that every word must be impactful. **A well-crafted script should:**

    a. Avoid unnecessary filler words and complex jargon.
    b. Use short, punchy sentences to ensure quick comprehension.
    c. Focus on a single core message rather than overwhelming the listener with too much information.
    d. Ensure the brand name, product, or service is mentioned at least twice within a 30-second ad to improve retention.

Example: Instead of saying, *'Our advanced formula is designed to provide a superior cleaning experience,'* a more effective approach would be, 'New *ShinePro—cleans faster, shines brighter!'*

© Copyright 2026 MIVA Open University. All Rights Reserved.

2. **Conversational Tone**: a radio ad should feel like a natural conversation rather than a formal sales pitch. Listeners connect better with friendly, relatable tones rather than robotic or overly scripted speech (Belch & Belch, 2021). **To achieve this:**

    a. Use everyday language that resonates with the target audience.
    b. Write the script as if speaking directly to the listener (e.g., 'Imagine waking up to the smell of fresh coffee…').
    c. Incorporate dialogues between characters to enhance realism and engagement.

Example:

Host: 'Hey Sam, you look exhausted! Rough night? '

Sam: 'Yeah, I just can't get a good night's sleep.'

Host: 'You need *DreamRest*! The mattress is designed for ultimate comfort!'

3. **Use of Sound Effects and Music**: Since radio ads lack visuals, sound effects (SFX) and music play a crucial role in creating mood, atmosphere, and storytelling (Wells, Burnett, & Moriarty, 2019). **Carefully selected SFX can:**

    a. Set the scene (e.g., the sound of waves for a vacation ad, honking cars for a city-based service).
    b. Emphasise key points (e.g., a cash register sounds when mentioning a discount).
    c. Create an emotional connection (e.g., soft piano music for a heartfelt appeal).

© Copyright 2026 MIVA Open University. All Rights Reserved.

Music selection should align with the brand's identity and the ad's mood. **For example:**

a. **Upbeat, fast-paced music** for energy drinks or sports products.
b. **Soft, calming music** for wellness or insurance ads.
c. **Dramatic music shifts** to signal an exciting offer or a time-limited deal.

Example: A coffee ad could begin with an alarm clock ringing, followed by yawning sounds, then transition into the sound of coffee pouring as the narrator introduces the product.

4. **Repetition of Key Phrases**: Repetition is a powerful tool for reinforcing brand recall and driving listener action. Since audiences might be engaged in other activities (e.g., driving, cooking), hearing key phrases multiple times increases retention (Kotler & Keller, 2022).

   a. **Brand Name Repetition**: Say the brand name at least three times in a 30-second ad.
   b. **CTA Reinforcement**: Repeat the call to action clearly (e.g., 'Visit our website today at FreshBites.com'). That's FreshBites.com!').
   c. **Slogan or Jingle**: A catchy, repetitive phrase makes ads more memorable (e.g., 'I'm lovin' it!' from McDonald's).

Example:

Narrator: 'For the best pizza in town, it's PizzaLuxe! Made fresh, delivered fast.

© Copyright 2026 MIVA Open University. All Rights Reserved.

Call PizzaLuxe now at 555-1234. That's 555-1234—PizzaLuxe, where fresh meets fast!'

Table 6.1: Example of a Radio Commercial Script

Title: 'A Better Internet Experience'

Duration: 30 seconds.

SFX	Voice Over (VO)
Sound of dial-up internet, followed by silence	VO (excited, upbeat): 'Tired of waiting for your internet to load? Step into the future with XYZ Internet! No more buffering, just pure speed!'
Upbeat music begins, sound of fast internet streaming	VO (cheerful): 'With XYZ Internet, you can stream, game, and work without interruptions. Enjoy lightning-fast speeds at affordable rates!'
Music fades slightly.	VO (enthusiastic): 'Switch today and get 50% off your first month! Call 1-800-XYZ-NET or visit XYZ.com now!'

© Copyright 2026 MIVA Open University. All Rights Reserved.

Music fades to a closing jingle.	VO (quick, in legal tone): 'Terms *and conditions apply. See XYZ.com for details.*'

6.1.3. Writing Scripts for TV Advertisements

Television advertisements offer a unique storytelling advantage by combining visual, auditory, and emotional elements to create a compelling message. Unlike radio ads that rely solely on audio, TV ads use imagery, settings, characters, colours, and motion to capture attention and enhance brand recall. A well-structured narrative with engaging characters, visual metaphors, and seamless scene transitions is crucial for delivering a memorable and effective TV ad (Arens, Weigold, & Arens, 2020).

6.1.3.1 Key Elements of Effective TV Ad Scripts

1. **Strong Visual Appeal**: In TV advertising, what viewers see is just as important—if not more—than what they hear. The right visuals can grab attention instantly and reinforce the brand's message. **To maximise visual impact:**

    a. Use engaging settings that complement the product (e.g., a luxury car ad might showcase scenic mountain roads).
    b. Incorporate high-quality cinematography, colours, and motion effects to create an aesthetic that aligns with the brand's identity.

© Copyright 2026 MIVA Open University. All Rights Reserved.

c. Utilise visual metaphors (e.g., showing a sprinter taking off when introducing a high-speed internet service).
d. Ensure that the brand's logo, product, or slogan appears within the first five seconds and remains visible throughout key moments of the ad.

Example: A sports drink ad could show an exhausted athlete drinking the product, immediately transitioning into an energised, high-performance montage, visually reinforcing the product's benefits.

2. **Well-Timed Dialogue**: Unlike radio ads, where dialogue carries most of the message, TV ads require speech to align seamlessly with the visuals, music, and overall pacing of the advertisement. Poorly synchronised dialogue can confuse viewers or weaken the message. To ensure effective dialogue:

a. Keep lines short and impactful (long sentences may be hard to follow).
b. Synchronise spoken words with actions (e.g., a character saying 'Refreshing!' as they sip a cold drink).
c. Use voiceovers for clarity, especially if multiple scenes or quick cuts are used.
d. Avoid over-explaining; let the visuals do part of the storytelling.

Example: In a smartphone commercial, a character might say, *'Introducing the future of speed,'* right as the phone screen transitions smoothly between multiple apps, visually demonstrating its fast performance.

© Copyright 2026 MIVA Open University. All Rights Reserved.

3. **Emotional Storytelling**: a strong emotional connection makes advertisements more memorable and persuasive. Effective storytelling can evoke joy, nostalgia, excitement, or even empathy. **Strategies for emotional impact include:**

   a. **Relatable characters**: People should see themselves in the ad (e.g., a mother preparing breakfast in a family-orientated brand commercial).
   b. **Dramatic tension**: Start with a problem and resolve it using the product (e.g., a child struggling with homework before discovering an educational app).
   c. **Music and sound design**: The right soundtrack can amplify emotions (e.g., uplifting music in success-driven commercials or sentimental piano melodies in heartfelt campaigns).
   d. **Story arcs with a payoff**: Ads should have a clear beginning, middle, and end, often concluding with a strong call-to-action (CTA).

   Example: A home security system ad could begin with a family leaving home for vacation, transition into a tense moment where an intruder approaches, and conclude with the security system alerting authorities and preventing a break-in, reinforcing the product's value.

4. **Brand Consistency:** every TV ad should maintain a unified brand voice, tone, and visual identity to reinforce recognition and trust. Brand consistency ensures that viewers immediately associate the ad with the company even before the logo appears. This can be achieved through:

© Copyright 2026 MIVA Open University. All Rights Reserved.

a. **Consistent Colour Schemes and Typography**: Many brands, like Coca-Cola (red and white) or MTN (yellow), use signature colours in every ad.
b. **Slogans and Jingles**: Repeating familiar brand elements enhances recall (e.g., *'Just Do It'* for Nike).
c. **Similar Storytelling Styles**: If previous ads use humour, emotional appeals, or animation, maintaining that tone strengthens the brand's overall advertising strategy.
d. **Product Placement within the Narrative**: The product should not feel forced into the scene but rather an organic part of the storytelling.

Example: A luxury watch brand should ensure all its TV ads use sophisticated settings, elegant cinematography, and a calm, confident tone, reinforcing the premium feel of the brand across all campaigns.

© Copyright 2026 MIVA Open University. All Rights Reserved.

Table 6.2: Example of a Television Commercial Script

Title: *'New Horizon Coffee – Wake Up to More!'*

Duration: 30 seconds.

Scene Heading	Action	Dialogue (VO)	Audio
Interior, cosy kitchen, morning	A woman pours coffee from a sleek, modern coffee machine.	'Every morning starts with a moment of joy.'	Gentle piano music, the sound of coffee pouring.
Close-up shot of steaming coffee cup	The camera zooms in on the woman's face as she takes a sip and smiles.	'Start your day right with New Horizon Coffee—rich, smooth, and full of flavour.'	The music swells, creating a warm, inviting atmosphere.
Cut to product shot – New Horizon Coffee pack	Product displayed on the kitchen counter	'New Horizon Coffee—Wake up to more.	Upbeat music, fade out with product jingle.

© Copyright 2026 MIVA Open University. All Rights Reserved.

Closing shot with brand logo and CTA	The brand logo and website appear on screen.	'Visit NewHorizonCoffee.com and order today!'	Jingle plays.

6.1.4. Differences Between Radio and TV Ad Scriptwriting.

Radio and television advertisements differ fundamentally in their execution due to the distinct characteristics of their respective media. Radio advertisements rely exclusively on auditory elements, such as voice, music, and sound effects, to convey messages and evoke imagery in the listener's mind.

In contrast, television advertisements integrate both visual and auditory components, allowing for a more dynamic and immersive storytelling experience. Table 6.1 provides a structured comparison of the key differences between radio and television ad scriptwriting.

Table 6.3: Differences between Radio and TV Ad Scriptwriting.

Feature	Radio Ad Scripts	TV Ad Script
Medium	Audio-only	Audio + Visual
Storytelling Approach	Relies on dialogue, sound effects, and music	Uses visuals, actions, and dialogue

© Copyright 2026 MIVA Open University. All Rights Reserved.

Engagement Strategy	Creates mental imagery through sound	Uses real or animated scenes to tell a story
Length Considerations	Usually, 30-60 seconds	Typically, 15-60 seconds
Call to Action	Verbal emphasis	Visual and verbal emphasis

In-Text Question and Answer (ITQ and ITA)

ITQ 6.1: What are the three key elements of an effective ad script mentioned in the document?

ITA 6.1: The three key elements are opening hook, problem/solution approach, and call to action (CTA).

6.2. Developing Engaging Storylines and Scripts

Storytelling is at the heart of effective advertising, particularly in radio and television commercials. A well-crafted storyline captivates the audience,

© Copyright 2026 MIVA Open University. All Rights Reserved.

conveys the brand message clearly, and encourages consumer action (Fog, Budtz, & Yakaboylu, 2020). Engaging scripts rely on emotional appeal, structured narratives, and a deep understanding of the target audience.

Stories have the power to connect with audiences on an emotional level, making advertisements more memorable and persuasive. According to Heath and Heath (2017), narratives enhance information retention by structuring messages in a way that aligns with human cognitive processes. **A well-structured ad script should:**

a. **Grab Attention:** Establish an immediate hook to capture interest.
b. **Evoke Emotion:** Create relatability through humour, empathy, or excitement.
c. **Convey a Clear Message:** Ensure the brand message is seamlessly integrated into the narrative.
d. **Encourage Consumer Action:** Guide the audience toward a specific call to action (e.g., visiting a website or purchasing a product).

6.2.1. Key Elements of an Engaging Storyline

A compelling advertisement follows a structured narrative that includes:

a. **Character Development**: Relatable characters enhance engagement and emotional connection by making the advertisement more authentic and memorable. Strong character development allows audiences to see

© Copyright 2026 MIVA Open University. All Rights Reserved.

themselves in the story, fostering a deeper level of identification and trust (Gottschall, 2012).

b. **Conflict and Resolution**: Every engaging story thrives on a central conflict that captures the audience's attention. In advertising, this often involves highlighting a common problem or challenge that the target audience faces and then positioning the product or service as the ideal solution. This narrative approach not only maintains engagement but also reinforces the value proposition of the advertised brand.

c. **Emotional Appeal**: Successful advertisements often leverage emotions such as joy, nostalgia, hope, or aspiration to create lasting impressions. Emotional storytelling makes ads more impactful by forming a psychological connection with viewers, leading to increased brand recall and a stronger inclination toward purchase decisions. Studies have shown that emotionally charged narratives can significantly influence consumer behaviour (Heath, Brandt, & Nairn, 2006).

d. **Simplicity and Clarity**: Given the limited time available in broadcast advertising, a compelling storyline must be straightforward and easy to grasp. Complex narratives can confuse audiences and dilute the effectiveness of the message. Clear and concise storytelling ensures that key brand messages are communicated efficiently, maximising the impact of the advertisement. Using simple language, direct messaging, and focused storytelling elements help maintain viewer engagement and comprehension (Moriarty, Mitchell, & Wells, 2019).

© Copyright 2026 MIVA Open University. All Rights Reserved.

6.2.2. Crafting Scripts for Maximum Engagement

Effective scriptwriting is both an art and a science, requiring a blend of creativity, persuasive techniques, and strategic messaging. Whether for advertisements, brand storytelling, or educational content, a well-crafted script captivates the audience while delivering key messages seamlessly. Below are essential considerations for crafting scripts that maximise engagement:

1. Understanding the Target Audience.

The foundation of any effective script lies in understanding the audience. A deep dive into demographics, psychographics, and behavioural insights ensures that the narrative aligns with the audience's interests, needs, and values.

- **Demographics:** Factors such as age, gender, location, income level, and education play a crucial role in shaping content tone and messaging (Kotler & Keller, 2022).
- **Psychographics:** Understanding audience motivations, preferences, and emotions allows for a more personalised and compelling script.
- **Cultural Relevance:** Language, humour, and references should resonate with the target audience to create an authentic connection.

Example: A script targeting Gen Z might incorporate fast-paced dialogue, slang, and pop culture references, whereas a corporate audience may require a more polished and professional tone.

© Copyright 2026 MIVA Open University. All Rights Reserved.

2. Using Persuasive Language.

An engaging script does more than inform—it persuades. Effective scripts leverage psychological triggers and rhetorical techniques to hold attention and influence decisions.

- **Storytelling Techniques:** Narratives with a clear structure (beginning, middle, and end) captivate audiences and enhance memorability.
- **Emotional Appeal:** Scripts that tap into emotions—whether humour, nostalgia, or excitement—tend to be more impactful.
- **Call-to-Action (CTA):** A compelling CTA ensures the audience knows what to do next, whether it's subscribing, purchasing, or engaging further.

Example: Instead of saying, *'Buy our skincare product now,'* a more persuasive approach might be, *'Say goodbye to dry skin—your glow starts today.'*

3. Integrating Brand Messaging Naturally

A script should never feel like a hard sell. Instead of overtly pushing a product or service, brand messaging should blend seamlessly into the storyline.

- **Product Placement:** Rather than explicitly stating product benefits, show how it fits into real-life situations.
- **Character-driven Narratives:** Let characters in the script demonstrate product value organically through actions and experiences.
- **Authenticity:** Audiences are more receptive to messages that feel genuine rather than scripted endorsements.

© Copyright 2026 MIVA Open University. All Rights Reserved.

Example: Instead of a commercial where a voiceover lists a smartphone's features, a script might show a teenager using the phone to capture a viral social media moment, subtly showcasing its camera quality and ease of use.

4. Optimising Script Timing

The length of a script should match the platform and audience engagement span.

- **Short-form Content (15–30 seconds):** Ideal for social media ads and quick brand messaging. Requires concise storytelling with a strong hook in the first few seconds.
- **Mid-length Content (30–60 seconds):** Suitable for TV ads and detailed digital promotions. Balances storytelling with product/service highlights.
- **Long-form Content (60+ seconds):** Used for brand storytelling, explainer videos, or case studies. Needs a structured narrative to maintain engagement.

Example: A 15-second ad might open with a problem, present the solution (product/service), and close with a CTA—all within a tight timeframe.

Interactive Activities

Activity 6.1. Peer-to-Peer Assessment:

- Partner with a classmate and exchange your 30-second radio commercial scripts

© Copyright 2026 MIVA Open University. All Rights Reserved.

- **Review each other's work using these criteria:**
    - Opening hook effectiveness
    - Clear problem-solution structure
    - Brand message clarity
    - Call-to-action strength
- Provide constructive feedback and suggestions for improvement

Activity 6.2. Project Question:

Create a 30-second comprehensive broadcast advertising campaign for a new beverage brand. Develop both radio and TV scripts.

Activity 6.3 Puzzle:

'Script Structure Scramble'

Arrange these elements in the correct order for a standard TV commercial:

A. Product demonstration
B. Opening hook
C. Brand logo display
D. Problem introduction
E. Call to action

Correct order:

1. Opening hook
2. Problem introduction
3. Product demonstration
4. Call to action

© Copyright 2026 MIVA Open University. All Rights Reserved.

5. Brand logo display

In-Text Question and Answer (ITQ and ITA)

ITQ 6.2: What are the main components needed for a compelling advertisement storyline?

ITA 6.2: A compelling advertisement needs character development, conflict and resolution, and emotional appeal integrated into a simple, clear narrative.

6.3. Understanding Tone, Voice, and Pacing in Broadcast Ads.

Broadcast advertisements rely heavily on tone, voice, and pacing to effectively communicate messages, evoke emotions, and persuade audiences. These elements shape audience perception and engagement, ensuring that the intended message resonates within a limited timeframe (Kotler & Keller, 2022).

'Tone' refers to the emotional quality or attitude conveyed in an advertisement. It influences how audiences perceive a brand and its message. **Tone can be classified into various categories, including:**

a. **Informative**: Used in educational or instructional ads, providing clear and factual details about a product or service (Belch & Belch, 2021).
b. **Persuasive**: Designed to influence consumer decisions, often using emotional appeals or logical arguments (Arens, Weigold, & Arens, 2020).
c. **Humorous**: Engages audiences through wit and entertainment, making the ad more memorable (Wells, Burnett, & Moriarty, 2019).

© Copyright 2026 MIVA Open University. All Rights Reserved.

d. **Serious or Emotional**: Used in ads addressing sensitive topics, such as public service announcements or humanitarian campaigns (Heath & Heath, 2017)

6.3.1. The Role of Voice in Broadcast Ads

Voice in advertising plays a crucial role in shaping audience perception, conveying brand identity, and driving engagement. It encompasses both the literal voice-over narration and the broader brand personality communicated through words, tone, and delivery. A well-crafted voice strategy ensures that the brand resonates with the target audience while maintaining consistency across different media platforms. **Below are the key aspects of voice in broadcast advertising:**

1. Brand Personality and Consistency: The voice of a brand is a reflection of its personality and values. A consistent brand voice helps in building trust and recognition among consumers. **Different brands adopt distinct voice styles based on their target audience, industry, and overall image:**

a. **Luxury Brands:** Often use a refined, calm, and confident voice to communicate exclusivity and sophistication. For example, luxury brands like Rolex or Mercedes-Benz use deep, measured tones that exude authority and elegance (Armstrong & Kotler, 2020).
b. **Youth-Orientated Brands:** Tend to use energetic, upbeat, and conversational voices to appeal to younger demographics. For instance,

© Copyright 2026 MIVA Open University. All Rights Reserved.

brands like Pepsi or MTN Nigeria leverage playful, high-energy voices to connect with their youthful audience.

c. **Healthcare and Financial Services:** These sectors require voices that sound reassuring, professional, and trustworthy to inspire confidence in their services (Kotler & Keller, 2022).

Establishing and maintaining a consistent voice across different advertisements helps reinforce brand identity and messaging.

2. Voice-Over Performance and Its Impact: The selection of a voice-over artist significantly influences how an advertisement is perceived. A well-modulated, expressive voice can enhance credibility, evoke emotions, and drive consumer action. **Key considerations in voice-over performance include:**

a. **Tone Variation:** The ability to modulate tone to match the message's intent is essential. For example, an ad promoting a fun event should sound enthusiastic, whereas a public service announcement requires a serious and authoritative tone (Altstiel & Grow, 2022).

b. **Authenticity:** Consumers tend to engage more with voices that sound natural and sincere. Overly exaggerated or robotic voices may reduce the effectiveness of the message.

c. **Gender and Demographics:** Studies suggest that different demographics respond differently to male and female voices. Some industries prefer male voices for authority-driven messages, while others use female voices for warmth and relatability (Belch & Belch, 2021).

© Copyright 2026 MIVA Open University. All Rights Reserved.

Choosing the right voice-over artist ensures that the advertisement aligns with audience expectations and enhances brand recall.

3. Diction, Clarity, and Pronunciation: Regardless of the script's quality, poor articulation can hinder message comprehension. Proper diction and pronunciation ensure that audiences clearly understand the advertisement. **Key factors include:**

a. **Clear Pronunciation:** Words should be articulated distinctly to avoid misunderstandings, especially in ads targeting multilingual or diverse audiences (Landa, 2021).
b. **Appropriate Speed:** Speaking too fast can overwhelm listeners, while speaking too slowly may cause disinterest. Finding the right pacing is crucial for engagement and message retention.
c. **Enunciation:** Proper enunciation helps in emphasising important words and phrases, ensuring that the key message stands out. This is particularly useful in ads with a call to action (e.g., 'Call now!' or 'Visit our website today').

Incorporating these elements into broadcast ads enhances clarity, improves audience engagement, and maximises the effectiveness of the advertisement.

6.3.2. The Impact of Pacing in Advertisements

Pacing in advertisements refers to the speed and rhythm at which spoken words, background music, and other auditory elements are delivered. It plays a crucial

© Copyright 2026 MIVA Open University. All Rights Reserved.

role in shaping audience perception, maintaining engagement, and ensuring message retention. The appropriate pacing depends on the nature of the product, the intended emotional response, and the target audience. Poor pacing can lead to misunderstandings, disengagement, or even irritation, reducing the effectiveness of an advertisement (Belch & Belch, 2021).

Below are key considerations regarding pacing in broadcast ads:

1. Fast Pacing: Creating Excitement and Urgency

Fast-paced advertisements typically feature rapid speech, quick cuts, and energetic music to create a sense of urgency and excitement. **This style is commonly used in:**

a. **Promotional and Discount Campaigns:** Limited-time offers, flash sales, and clearance events often use fast pacing to create a sense of urgency (e.g., 'Hurry! Sale ends tonight!'). This encourages immediate consumer action.
b. **Event Announcements:** Concerts, festivals, and sports events often use fast pacing to convey excitement and hype. For example, an ad for a music festival may feature quick edits, upbeat music, and enthusiastic voiceovers.
c. **Youth-Orientated Ads:** Advertisements targeting younger demographics, such as fast-food chains or sports brands, often use quick speech and dynamic transitions to align with the high-energy nature of their audience (Belch & Belch, 2021).

© Copyright 2026 MIVA Open University. All Rights Reserved.

While fast pacing can be engaging, excessive speed may overwhelm audiences and lead to information overload. Therefore, clarity must still be maintained to ensure comprehension.

2. Moderate Pacing: Balancing Clarity and Engagement

Moderate pacing is the most commonly used style in advertisements, as it strikes a balance between engagement and message clarity. **It is particularly effective for:**

a. **Standard Product or Service Advertisements:** Brands promoting everyday products (e.g., household items, electronics, automobiles) use moderate pacing to explain features and benefits while keeping the audience interested.
b. **Educational and Informative Ads:** Public service announcements (PSAs), health campaigns, and financial services often require a steady, conversational pacing to ensure that key information is absorbed without overwhelming the listener.
c. **Brand Storytelling Ads:** Companies using a narrative approach to showcase their brand values or mission prefer moderate pacing, as it allows for character development and emotional engagement (Kotler & Keller, 2022).

A well-paced ad ensures that consumers receive the necessary information without feeling rushed or losing interest.

© Copyright 2026 MIVA Open University. All Rights Reserved.

3. Slow Pacing: Enhancing Emotional Depth and Luxury Appeal

Slow pacing in advertisements is designed to evoke emotions, build anticipation, and allow audiences to absorb the message more deeply. It is commonly used in:

a. **Luxury Brand Advertisements:** High-end brands (e.g., Rolex, Gucci, Lexus) often use slow pacing to reinforce sophistication and exclusivity. The deliberate, measured speech combined with elegant visuals and soft background music creates a sense of refinement (Heath & Heath, 2017).
b. **Emotional Campaigns:** Advertisements that focus on storytelling, nostalgia, or social causes use slower pacing to build a connection with the audience. For example, charity organisations often feature heartfelt narratives with gentle, slow-paced voiceovers to invoke empathy and encourage donations.
c. **Health and Wellness Ads:** Pharmaceutical ads, meditation apps, and wellness brands use slow pacing to create a calming effect, reinforcing trust and reassurance.

While slow pacing is effective in building emotional engagement, excessively slow delivery may result in boredom or disengagement. Therefore, it must be balanced with compelling visuals and strategic messaging.

Conclusion

Effective broadcast advertising requires a strategic balance between creative storytelling and persuasive messaging. The success of both radio and TV ads

© Copyright 2026 MIVA Open University. All Rights Reserved.

depends heavily on understanding medium-specific requirements while maintaining brand consistency and audience engagement. The key difference lies in how each medium utilises available tools—radio focuses on audio elements, while TV combines both visual and auditory components. Mastering these distinctions enables copywriters to allocate creative resources more effectively, ensuring that every word, sound effect, and visual cue serves the broader campaign objective. As audience attention spans continue to shrink across all platforms, the discipline of precise, purposeful scriptwriting becomes increasingly vital for cutting through noise and driving measurable action. Ultimately, advertisers who invest in refining their broadcast storytelling capabilities will be better equipped to build emotional equity, sustain brand recall, and achieve long-term marketing success.

Summary

1. Radio and TV scripts differ primarily in their structural elements – radio relies solely on audio, while TV integrates visual storytelling.
2. Engaging storylines require strong character development, clear conflict-resolution patterns, and emotional connections.
3. Effective broadcast ads need appropriate tone, voice modulation, and strategic pacing to enhance message delivery.
4. Storytelling techniques significantly influence how audiences perceive and remember brand messages.
5. Well-structured scripts must be tailored specifically to either radio's or television's unique requirements and limitations.

© Copyright 2026 MIVA Open University. All Rights Reserved.

6. By integrating these elements thoughtfully, advertisers can create broadcast campaigns that not only capture attention in the moment but also leave lasting impressions that drive consumer behaviour over time.

Self-Assessment Questions and Answers (SAQs and SAAs)

SAQ 6.1: What are the main differences between radio and TV ad scripts?

Answer: Radio ads rely solely on audio elements (voice, sound effects, music), while TV ads combine both visual and auditory components.

SAQ 6.2: How do you develop a compelling storyline for a broadcast ad?

Answer: Create relatable characters, establish a clear conflict, provide resolution through the product/service, and maintain emotional appeal.

SAQ 6.3: Why is pacing important in broadcast advertising?

Answer: Pacing affects audience engagement, message comprehension, and the emotional impact of the advertisement.

SAQ 6.4: How does storytelling influence brand messaging?

Answer: Storytelling helps create emotional connections, enhances message retention, and makes advertisements more memorable.

SAQ 6.5: What elements should be included in a well-structured TV commercial script?

© Copyright 2026 MIVA Open University. All Rights Reserved.

Answer: Include strong visual appeal, well-timed dialogue, emotional storytelling, and consistent brand elements.

Multiple-Choice Questions and Answers (MCQs and MCAs)

1. What is the standard length for a detailed broadcast advertisement?

A. 15 seconds
B. 30 seconds
C. 45 seconds
D. 60 seconds

Answer B): 30 seconds

Explanation: According to the study, 30-second ads are the standard length for detailed messaging while maintaining audience attention.

2. In radio advertising, how many times should a brand name be mentioned in a 30-second ad?

A. Once
B. Twice
C. At least three times
D. Four times

Answer C): At least three times

Explanation: The study states that the brand name should be mentioned at least three times in a 30-second radio ad for better retention.

© Copyright 2026 MIVA Open University. All Rights Reserved.

3. Which element is NOT a key component of an engaging storyline?

A. Character Development
B. Technical Specifications
C. Emotional Appeal
D. Conflict and Resolution

Answer B): Technical Specifications

Explanation: Technical specifications are not listed as a key element of engaging storylines; the study emphasises character development, emotional appeal, and conflict/resolution.

4. What is the primary difference between radio and TV ad scripts?

A. Length requirements
B. Target audience
C. Medium capabilities
D. Production cost

Answer: C) Medium capabilities

Explanation: The main difference is in medium capabilities—radio relies solely on audio, while TV combines both audio and visual elements.

5. Which pacing style is typically used for luxury brand advertisements?

A. Fast pacing
B. Moderate pacing

© Copyright 2026 MIVA Open University. All Rights Reserved.

C. Slow pacing

D. Variable pacing

Answer C) Slow pacing

Explanation: The study states that luxury brands often use slow pacing to reinforce sophistication and exclusivity.

Tutor Marked Assessments (TMAs)

1. Write a 30-second radio commercial script for a coffee brand, incorporating sound effects and music cues.
2. Develop a 30-second TV commercial script for a household cleaning product, utilising the problem-solution structure and including strong visual descriptions alongside dialogue.
3. Develop a problem-solution script structure for a household cleaning product.
4. Design a brand consistency checklist for a TV commercial campaign.
5. Write two versions of the same ad—one for radio and one for TV—highlighting the key differences in approach.

Next Steps: In the next session, we will examine *planning and preparing storyboards* in advertising. The discussion will cover the purpose, importance, and role in visualising broadcast ads. We will also explore the step-by-step process of creating effective storyboards for storytelling and engagement.

© Copyright 2026 MIVA Open University. All Rights Reserved.

Study Session Seven:

Planning and Preparing Storyboards

© Copyright 2026 MIVA Open University. All Rights Reserved.

Introduction

Storyboarding is a fundamental pre-production tool in advertising, enabling creators to visualise concepts before full-scale production begins. Originating from early animation and filmmaking techniques, storyboards serve as a blueprint that outlines the sequence of visuals, camera angles, and transitions, ensuring coherence and alignment with the intended message (McCloud, 1994). In advertising, particularly for broadcast media, storyboarding helps bridge the gap between creative vision and execution by translating abstract ideas into structured visual narratives. As advertising budgets continue to rise and production timelines compress, the value of pre-visualisation has only grown more pronounced. Storyboarding allows teams to identify potential narrative gaps, pacing issues, or misalignments with brand guidelines long before cameras roll, thereby reducing costly revisions and stakeholder miscommunication. Modern digital storyboarding tools have further enhanced this process, enabling real-time collaboration between geographically dispersed creative teams and clients. Whether for a thirty-second television spot or a multi-platform digital campaign, the discipline of storyboarding remains an indispensable practice for ensuring that creative investments deliver intended returns.

This lesson will explore the purpose and importance of storyboards in advertising, highlighting their role in streamlining production, enhancing communication among creative teams, and ensuring message clarity. We will also examine how to create visual representations for broadcast ads, emphasising techniques for sketching frames, arranging sequences, and

© Copyright 2026 MIVA Open University. All Rights Reserved.

integrating key messaging elements. Finally, we will outline the step-by-step process of developing a storyboard, providing a structured approach to transforming marketing concepts into compelling visual narratives. By mastering these foundational skills, advertising professionals can significantly improve their ability to translate strategic marketing objectives into visually compelling narratives that resonate with target audiences and withstand the scrutiny of competitive media environments.

Learning Outcomes for Study Session 7

When you have studied this session, you should be able to:

7.1. Explain the purpose and importance of storyboards in advertising and their role in streamlining production.

7.2. Identify key components of an effective storyboard and how they contribute to visual storytelling.

7.3. Demonstrate the process of creating visual representations for broadcast advertisements.

7.4. Apply step-by-step techniques to develop structured and coherent storyboards for advertising campaigns.

7.5. Evaluate the effectiveness of a storyboard in conveying a brand's message and engaging the target audience.

© Copyright 2026 MIVA Open University. All Rights Reserved.

7.1. Purpose and Importance of Storyboards in Advertising

Storyboarding is a critical phase in the advertising production process, serving as a visual blueprint that guides the development of broadcast advertisements. Originally utilised in film production, storyboarding has become an essential tool in advertising, ensuring a structured and coherent presentation of ideas.

According to McCloud (1994), storyboards provide a sequential flow of visuals that help in conceptualising narratives effectively. In advertising, they bridge the gap between ideation and execution by translating abstract concepts into tangible frames, facilitating better planning, communication, and execution.

© Copyright 2026 MIVA Open University. All Rights Reserved.

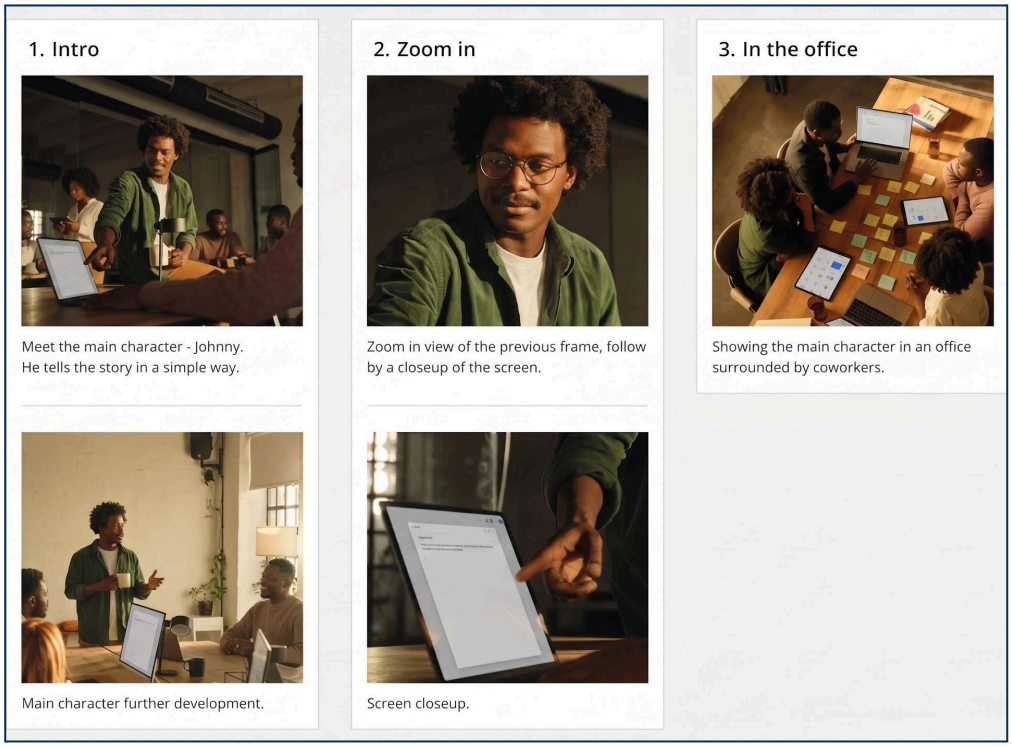

Figure 7.1: A Sample of a Developing Storyboard

7.1.1. Purpose of Storyboards in Advertising.

A storyboard serves multiple functions in advertising, all of which contribute to a well-structured and compelling commercial. **Key purposes include:**

1. **Visualising the Advertisement Concept**: Storyboards help advertisers and creative teams visualise how an advertisement will unfold, ensuring alignment between the intended message and its execution (Landa, 2021). They provide a step-by-step representation of scenes, camera angles, character actions, and transitions.
2. **Enhancing Communication Among Stakeholders**: Effective communication between advertisers, clients, directors, and production

© Copyright 2026 MIVA Open University. All Rights Reserved.

teams are essential for a successful campaign. Storyboards act as a common reference point, ensuring all parties share a unified vision (Belch & Belch, 2021).

3. **Facilitating Efficient Production Planning**: Storyboards serve as a pre-production planning tool, helping directors and cinematographers determine required shots, props, and locations. This streamlines the filming process, reducing costly errors and unnecessary revisions (Arens, Schaefer, & Weigold, 2022).
4. **Improving Narrative Flow and Coherence**: A well-structured storyboard ensures that the advertisement follows a logical sequence, making the storyline more engaging and comprehensible to the target audience. According to Heath and Heath (2017), clear storytelling increases audience retention and message recall.
5. **Testing and Refining Ideas**: Before committing to full production, advertisers can use storyboards to test different creative approaches and refine them based on feedback. This iterative process ensures that the final advertisement effectively conveys the brand's message (Kotler & Keller, 2022).

7.1.2. Importance of Storyboards in Advertising.

Beyond their primary purposes, storyboards offer several advantages that enhance the overall quality and impact of advertisements.

© Copyright 2026 MIVA Open University. All Rights Reserved.

1. **Enhancing Creativity and Innovation**: Storyboards provide a platform for creative experimentation. Advertisers can explore different visual and storytelling techniques before finalising the best approach (Zettl, 2016). This fosters innovation in advertising campaigns.
2. **Saving Time and Reducing Costs**: By previsualising an advertisement, production teams can identify potential issues early, thereby avoiding costly reshoots and delays (Shimp & Andrews, 2018). A well-structured storyboard optimises resource allocation and minimises production waste.
3. **Ensuring Message Clarity and Effectiveness**: a well-designed storyboard ensures that the advertisement's message is communicated effectively. Visual cues, transitions, and pacing are planned meticulously to enhance audience engagement and comprehension (Altstiel & Grow, 2022).
4. **Aiding in Client Approvals and Feedback**: clients often require a preview of the advertisement before production begins. A storyboard allows them to visualise the final output and provide feedback, ensuring alignment with brand objectives (Solomon, Marshall, & Stuart, 2021).
5. **Facilitating Adaptability for Different Media Platforms**: Modern advertising campaigns often span multiple platforms, including television, social media, and digital advertising. Storyboards help in tailoring advertisements to suit various formats while maintaining narrative consistency (Chaffey & Ellis-Chadwick, 2019).

In-Text Question and Answer (ITQ and ITA)

ITQ 7.1: What are two key purposes of storyboards in advertising production?

© Copyright 2026 MIVA Open University. All Rights Reserved.

ITA 7.1: Storyboards help visualise advertisement concepts and enhance communication among stakeholders by providing a common reference point.

7.2. Creating Visual Representations for Broadcast Ads.

Visual representations play a critical role in broadcast advertising by transforming conceptual ideas into tangible, engaging visuals that capture audience attention. Effective visual storytelling enhances message retention and brand recall, making it a vital aspect of advertising strategy (Kotler & Keller, 2022).

Visual elements in broadcast ads serve multiple functions, from attracting attention to reinforcing brand messages. Research suggests that people process visual information faster and retain it longer compared to textual content (Pieters & Wedel, 2020). **Key components of visual storytelling include:**

a. **Imagery and Symbolism**: Carefully chosen images and symbols evoke emotions and communicate brand values effectively.
b. **Composition and Framing**: Well-structured visuals guide audience focus and enhance message clarity (Barry, 2016).
c. **Colour Psychology**: Colours influence perception and emotions, impacting consumer behaviour (Labrecque & Milne, 2018).
d. **Motion and Transitions**: Smooth transitions and animations maintain viewer engagement and emphasise key points.

© Copyright 2026 MIVA Open University. All Rights Reserved.

7.2.1. Principles of Effective Visual Representation

Creating impactful visuals in broadcast advertisements requires adherence to fundamental design principles that enhance audience engagement and brand recall. Effective visual storytelling ensures that messages are conveyed clearly and memorably, aligning with the brand's identity and campaign objectives. **Below are key principles that guide the development of strong visual representations in broadcast advertising:**

1. **Clarity and Simplicity**

Visual clutter can overwhelm viewers, reducing the effectiveness of an advertisement. According to Landa (2021), simple and direct imagery enhances comprehension and retention by eliminating distractions and focusing on the core message. Minimalist design, clean compositions, and a strong focal point help ensure that the audience grasps the intended message without confusion. Advertisers should prioritise high-contrast visuals, legible text, and intuitive imagery to maintain clarity.

2. **Consistency in Branding**

Maintaining uniformity in visual elements such as colours, fonts, and logos strengthens brand identity and fosters brand recognition (Schroeder, 2017). A well-executed visual representation should align with the company's established branding guidelines to reinforce familiarity and trust among consumers. For instance, brands like Coca-Cola consistently use their signature red and white

© Copyright 2026 MIVA Open University. All Rights Reserved.

colour scheme to maintain a strong visual identity across various advertising platforms.

3. Emotional connection

Visual storytelling plays a crucial role in creating an emotional bond between the brand and its audience. Heath and Heath (2017) emphasise that emotionally resonant images—such as expressions of joy, nostalgia, or aspiration—can enhance ad effectiveness by triggering specific emotions that drive consumer decision-making. For example, luxury brands often use high-quality, aspirational imagery to evoke a sense of exclusivity and desirability.

4. Cohesion with Narrative

Every visual element in a broadcast advertisement should complement and enhance the storyline rather than distract from it. Effective visual storytelling ensures that imagery, typography, and motion graphics work harmoniously to support the ad's central message. Poorly integrated visuals can create dissonance, weakening the overall impact of the advertisement. Advertisers should align their visuals with the script, ensuring a seamless blend of narration, dialogue, and imagery for a cohesive viewing experience.

7.2.2. Steps in Developing Visual Representations for Broadcast Ads

To create compelling visuals, advertisers follow a structured process:

1. **Concept Development**: Define the key message and objectives of the ad.

© Copyright 2026 MIVA Open University. All Rights Reserved.

2. **Script Visualisation**: Convert the script into a storyboard, mapping out each scene.
3. **Selection of Visual Styles**: Choose between live-action, animation, or a hybrid approach based on the target audience (Arens, Weigold, & Arens, 2020).
4. **Designing the Key Frames**: Develop crucial frames that define the look and feel of the ad.
5. **Incorporating Graphics and Effects**: Use motion graphics, special effects, and typography to enhance engagement.
6. **Testing and Refinement**: Conduct audience testing to ensure visuals align with messaging goals.

© Copyright 2026 MIVA Open University. All Rights Reserved.



Figure 7.2: Storyboarding for Visual Representation

7.2.3. Importance of Storyboarding in Visual Representation.

Storyboarding acts as a blueprint for visual representation in broadcast ads. It provides a structured outline of scenes, transitions, and key visual elements (McCloud, 2005). **The benefits of storyboarding include:**

a. **Enhancing Clarity**: Ensures all stakeholders understand the visual direction before production begins.
b. **Streamlining Production**: Reduces inefficiencies by mapping out shots and sequences in advance.
c. **Improving Creative Collaboration**: Facilitates communication between directors, designers, and advertisers.
d. **Ensuring Message Alignment**: Helps maintain consistency between the visual representation and the brand's message.

© Copyright 2026 MIVA Open University. All Rights Reserved.

7.2.4. Challenges in Creating Visual Representations for Broadcast Ads.

Despite its importance, developing effective visual representations comes with challenges such as

a. **Budget Constraints**: High-quality visuals often require substantial financial investment.
b. **Creative Limitations**: Striking a balance between creativity and brand guidelines can be challenging.
c. **Audience Interpretation**: Different viewers may interpret visuals in varied ways, affecting message consistency (Phillips, 2012).
d. **Technological Barriers**: Advanced graphics and animation require technical expertise and resources.

7.3. Step-by-Step Process of Developing a Storyboard.

Storyboarding is a crucial pre-production process in advertising, film, and multimedia content creation. A storyboard visually represents scenes, helping creators organise narratives, streamline production, and communicate ideas effectively. It serves as a blueprint for visual storytelling, ensuring coherence between visuals and scripts (Block, 2020). In advertising, a well-structured storyboard enhances brand messaging, audience engagement, and production efficiency (Rabiger & Hurbis-Cherrier, 2021).

The following steps outline the systematic process of developing a storyboard for broadcast advertisement:

© Copyright 2026 MIVA Open University. All Rights Reserved.

Step 1: Define the Concept and Objectives

Before creating a storyboard, advertisers must establish the campaign's objectives, target audience, and key message. This stage involves brainstorming ideas, determining the ad's tone, and aligning visual elements with marketing goals (Kotler & Keller, 2022). Defining these elements ensures that the storyboard effectively conveys the intended message.

Step 2: Write the Script

A storyboard is based on a well-crafted script that outlines dialogues, narration, and on-screen actions. The script should be concise, engaging, and aligned with the brand's voice. It provides a foundation for visual planning by defining key scenes and transitions (Field, 2018).

Step 3: Break the Script into Key Scenes

Dividing the script into manageable segments helps in visualising how each part of the advertisement will unfold. Each scene should correspond to a specific moment in the narrative, ensuring logical progression and visual continuity (Thompson & Bowen, 2019).

Step 4: Sketch the Visuals

Creating rough sketches for each scene allows advertisers to map out the visual flow of the ad. These illustrations do not need to be highly detailed but should clearly depict camera angles, character positions, and important elements.

© Copyright 2026 MIVA Open University. All Rights Reserved.

Digital tools such as Storyboard That and Adobe Illustrator can enhance the clarity and precision of visual representations (McCloud, 2019).

Step 5: Add Notes and Annotations

Annotations provide additional details such as camera movements, transitions, sound effects, and special effects. These notes help directors, animators, and production teams understand the technical requirements of each scene (Rabiger & Hurbis-Cherrier, 2021).

Step 6: Arrange and Review the Storyboard

Once the sketches and annotations are completed, the storyboard should be arranged sequentially to assess narrative coherence. Reviewing the storyboard ensures that the visuals align with the script and that the message is effectively communicated (Block, 2020). Feedback from creative teams and stakeholders should be incorporated at this stage.

Step 7: Finalise and Present the Storyboard.

The final step involves refining the storyboard based on feedback, enhancing visual elements, and preparing it for presentation to clients or production teams. A polished storyboard serves as a roadmap for the actual production phase, guiding directors, cinematographers, and editors in executing the advertisement (Thompson & Bowen, 2019).

© Copyright 2026 MIVA Open University. All Rights Reserved.

Sample of an Advertising Storyboard.

Advertising Storyboard: 'Pulse Energy – Unleash Your Potential'

Brand/Product: Pulse Energy Drink

Target Audience: Young professionals, athletes, and students

Duration: 30 seconds

Table 7.1. Sample of an Advertising Storyboard.

Scene	Visuals	Dialogue/voiceover	Sound effects
Scene 1: The Hustle Begins	A young man (athlete) wakes up early, looks tired, and checks his phone's alarm.	'Every great day starts with energy.'	Soft alarm beeping, yawning sound.
Scene 2: The Struggle	A college student struggles to stay awake while studying at night.	'But sometimes, we need an extra boost to keep going.'	Clock ticking, sighing in exhaustion.
Scene 3: Introducing Pulse Energy	Close-up of a sleek Pulse Energy drink can	'Introducing Pulse Energy—power-packed with natural ingredients	Can open, refreshing pour sound.

© Copyright 2026 MIVA Open University. All Rights Reserved.

	opening with a crisp *fizz* sound.	to keep you energised and focused.'	
Scene 4: Transformation Begins	The athlete drinks Pulse Energy and transforms from tired to determined. He starts a workout session.	'Unleash your potential with every sip.'	Fast-paced workout beats, running footsteps.
Scene 5: Success Moments	The student confidently presents in class. The athlete wins a race and celebrates.	'Stay focused. Stay strong. Stay unstoppable.'	Applause, high-energy background music.
Scene 6: Call to Action	The Pulse Energy can appear with a tagline: 'Pulse Energy—Power in Every Sip! 'Website and social media handles appear.	'Try the all-new Pulse Energy today!	Energetic music fades out.

© Copyright 2026 MIVA Open University. All Rights Reserved.

Interactive Activities

Activity 7.1. Simulation Exercise:

Create a quick storyboard for a 15-second energy drink commercial using the Energy Boost example as a reference. **Include 3 frames showing:**

i. Problem scenario
ii. Product introduction
iii. Solution/benefit demonstration

Activity 7.2 Poll and Survey:

Poll Question: Which aspect of storyboarding do you find most challenging?

a. Visualising concepts
b. Writing annotations
c. Sequential arrangement
d. Technical specifications

Activity 7.3. Timed Reflection Question (5 minutes):

Reflect on how storyboarding could improve communication between creative teams and clients in advertising. Consider potential challenges and solutions.

© Copyright 2026 MIVA Open University. All Rights Reserved.

In-Text Question and Answer (ITQ and ITA)

ITQ 7.2: What are the first three crucial steps in developing a storyboard?

ITA 7.2: First define the concept and objectives, then write the script, and finally break the script into key scenes.

Conclusion

Storyboarding is fundamental to successful advertising campaigns, serving as a bridge between creative vision and execution. The systematic approach to storyboard development, combined with clear visual representation principles, suggests that effective advertising requires careful planning and structured visualisation before production begins. In practice, teams that invest in detailed storyboarding are better equipped to align diverse stakeholders around a unified creative vision, reducing the risk of expensive mid-production changes. Furthermore, the iterative nature of storyboarding encourages creative experimentation, allowing concepts to be tested and refined against strategic objectives before resources are committed. Ultimately, organisations that treat storyboarding as an essential discipline rather than an optional step consistently produce more coherent, engaging, and cost-effective advertising outcomes.

Summary

1. Storyboards streamline production by providing a visual blueprint that guides the development process

© Copyright 2026 MIVA Open University. All Rights Reserved.

2. Effective storyboards contain key components like clear visuals, annotations, and sequential arrangement
3. Visual representations in broadcast ads require careful attention to clarity, branding, and emotional connection
4. The step-by-step storyboard development process ensures structured and coherent campaign execution
5. Evaluation of storyboard effectiveness depends on message clarity and audience engagement.
6. The integration of digital tools and collaborative feedback loops further enhances the precision and adaptability of storyboards in contemporary advertising practice.

Self-Assessment Questions and Answers (SAQs and SAAs)

SAQ 7.1: How do storyboards help in streamlining advertising production?

Answer: Storyboards serve as a visual blueprint that helps identify potential issues early, avoid costly reshoots, and optimise resource allocation.

SAQ 7.2: What are the essential components of an effective storyboard?

Answer: Essential components include sketches of key scenes, annotations for camera movements, transitions, and technical requirements.

SAQ 7.3: How do visual representations contribute to broadcast advertisements?

© Copyright 2026 MIVA Open University. All Rights Reserved.

Answer: Visual representations transform conceptual ideas into tangible visuals that enhance message retention and brand recall.

SAQ 7.4: Explain the importance of script breaking in storyboard development.

Answer: Breaking the script into key scenes helps visualise how each part of the advertisement will unfold and ensures logical progression.

SAQ 7.5: What role does audience engagement play in storyboard evaluation?

Answer: Audience engagement helps determine if the storyboard effectively conveys the brand's message and maintains viewer interest.

Multiple-Choice Questions and Answers (MCQs and MCAs)

1. What is the primary purpose of storyboarding in advertising?

A. To increase production costs
B. To visualise advertisement concepts
C. To replace scriptwriting
D. To eliminate pre-production

Answer B): To visualise advertisement concepts

Explanation: The document explicitly states that storyboards help advertisers visualise how an advertisement will unfold.

© Copyright 2026 MIVA Open University. All Rights Reserved.

2. Which element is essential in creating visual representations for broadcast ads?

A. Consistency in branding
B. Random colour selection
C. Complex visuals
D. Unplanned transitions

Answer A): consistency in branding

Explanation: The document emphasises the importance of maintaining uniformity in visual elements for brand recognition.

3. When developing a storyboard, what is the first step?

A. Sketch the visuals
B. Write the script
C. Define the concept and objectives
D. Add annotations

Answer C): Define the concept and objectives.

Explanation: The document states that defining the concept and objectives is the first step in creating a storyboard.

4. How do storyboards contribute to production efficiency?

A. By increasing costs

© Copyright 2026 MIVA Open University. All Rights Reserved.

B. By extending timelines
C. By eliminating planning
D. By reducing costly errors

Answer D): By reducing costly errors

Explanation: The document indicates that storyboards help reduce costly errors and unnecessary revisions.

5. What is a key benefit of visual storytelling in advertising?

A. Slower information processing
B. Enhanced message retention
C. Reduced audience engagement
D. Increased production time

Answer B): Enhanced message retention

Explanation: The document states that visual storytelling enhances message retention and brand recall.

Tutor Marked Assessments (TMAs)

1. Create a simple 3-frame storyboard for a 15-second product advertisement.
2. Write a brief analysis of how storyboards enhance communication between stakeholders.

© Copyright 2026 MIVA Open University. All Rights Reserved.

3. Design a basic visual representation showing brand consistency in an advertisement.
4. Outline the step-by-step process you would follow to develop a storyboard for a 30-second commercial.
5. Compare two different approaches to visual storytelling in advertising storyboards.

Next Steps: In the next study session, we will explore Internet Advertising and Digital Copywriting, focusing on key aspects such as online advertising formats (banners, social media ads, email marketing), crafting engaging and persuasive digital ads, and adapting traditional copywriting techniques for digital media to enhance audience engagement and conversion.

© Copyright 2026 MIVA Open University. All Rights Reserved.

Study Session Eight:

Internet Advertising and Digital Copywriting

© Copyright 2026 MIVA Open University. All Rights Reserved.

Introduction

The rise of the internet has revolutionised advertising, providing businesses with dynamic platforms to reach global audiences with precision and efficiency. Unlike traditional media, which relies on print, radio, and television, internet advertising leverages digital channels such as websites, social media, and email marketing to deliver targeted messages. As consumer behaviour increasingly shifts online, advertisers must craft compelling digital content that not only captures attention but also drives engagement and conversion (Chaffey & Ellis-Chadwick, 2022).

This topic explores Internet advertising and digital copywriting, focusing on three key areas. First, we examine online advertising formats, including banners, social media ads, and email marketing, which form the backbone of digital promotions. Next, we discuss crafting engaging and persuasive digital ads, emphasising storytelling, emotional appeal, and call-to-action strategies. Lastly, we analyse how traditional copywriting techniques can be adapted for digital media to enhance audience interaction and brand positioning. Understanding these elements is essential for creating impactful digital campaigns in an increasingly competitive online marketplace.

Learning Outcomes for Study Session 8

When you have studied this session, you should be able to:

8.1. Identify various online advertising formats, including banners, social media ads, and email marketing.

© Copyright 2026 MIVA Open University. All Rights Reserved.

8.2. Analyse the key elements of engaging and persuasive digital advertisements.

8.3. Apply storytelling and emotional appeal techniques to enhance digital ad effectiveness.

8.4. Adapt traditional copywriting principles for digital media to improve audience engagement.

8.5. Evaluate the impact of digital advertising strategies on consumer behaviour and brand positioning.

© Copyright 2026 MIVA Open University. All Rights Reserved.

8.1. Understanding Online Advertising Formats (Banners, Social Media Ads, Email Marketing)

The digital revolution has transformed advertising by introducing various online formats that enable businesses to reach target audiences effectively. Unlike traditional media, online advertising leverages the internet's interactivity, personalisation, and broad reach to enhance engagement and conversion (Chaffey & Ellis-Chadwick, 2022). Among the most widely used digital advertising formats are banner ads, social media ads, and email marketing, each serving a unique purpose in digital campaigns. This lesson explores these formats, their characteristics, and advantages.

8.1.1 Banner Ads

Banner advertisements are graphical ads displayed on websites, typically in the form of images, text, or multimedia content. They serve as a primary tool for digital advertising, designed to capture user attention and drive traffic to a specific landing page or offer. These ads are strategically placed in high-visibility areas on web pages, such as headers, sidebars, and footers, to maximise exposure (Belch & Belch, 2021). The effectiveness of banner ads depends on factors such as design, messaging, call-to-action (CTA), and audience targeting.

© Copyright 2026 MIVA Open University. All Rights Reserved.

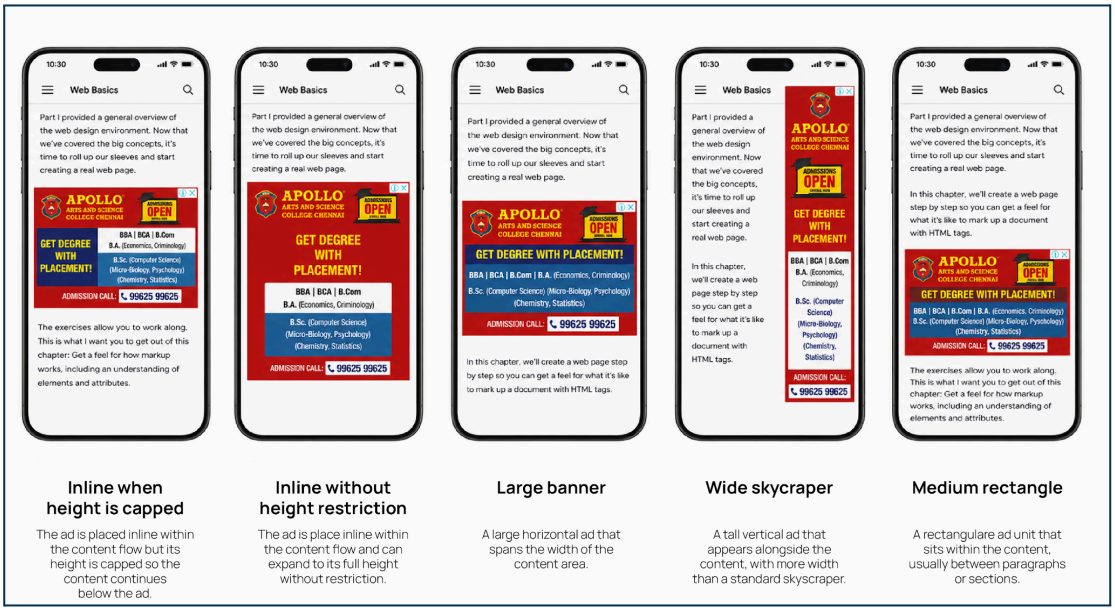

Figure 8.1: Examples of Banner Ad Displays

8.1.1.1 Types of Banner Ads

1. **Static Banners:** These are simple, non-moving images or text-based ads. They are cost-effective and ensure quick loading times, making them suitable for branding and awareness campaigns.
2. **Animated Banners:** These ads use motion graphics, GIFs, or HTML5 animations to make them more engaging. Animation can help in storytelling and drawing users' attention.
3. **Interactive Banners:** These allow user interaction, such as clicking for additional information, filling out a form, or playing a video. They create an immersive experience and can lead to higher engagement rates.

© Copyright 2026 MIVA Open University. All Rights Reserved.

8.1.1.2 Advantages of Banner Advertising

1. **Enhances Brand Visibility:** Banner ads help businesses increase their online presence by displaying ads across multiple websites, ensuring repeated exposure to the target audience.
2. **Targeted Advertising:** With the use of cookies and retargeting strategies, businesses can deliver banner ads to specific audiences based on their browsing behaviour, location, or demographics.
3. **Measurable Performance:** Advertisers can track key metrics such as impressions, clicks, and conversions, allowing them to assess the effectiveness of their campaigns and optimise accordingly (Kotler & Keller, 2022).
4. **Cost-Effective Options:** Banner advertising offers flexible pricing models, such as cost-per-click (CPC) and cost-per-impression (CPM), allowing advertisers to optimise spending based on their budget and campaign goals.

8.1.2 Social Media Ads

Social media advertising involves promoting content on digital platforms such as Facebook, Instagram, Twitter, LinkedIn, and TikTok. Unlike traditional advertising, social media ads leverage sophisticated algorithms, user data, and engagement patterns to deliver highly targeted messages to specific audience segments (Tuten & Solomon, 2020).

© Copyright 2026 MIVA Open University. All Rights Reserved.

These ads come in various formats, ranging from simple image-based posts to interactive videos and influencer collaborations. Social media platforms provide businesses with cost-effective, scalable, and data-driven advertising solutions, making them one of the most influential digital marketing tools today.

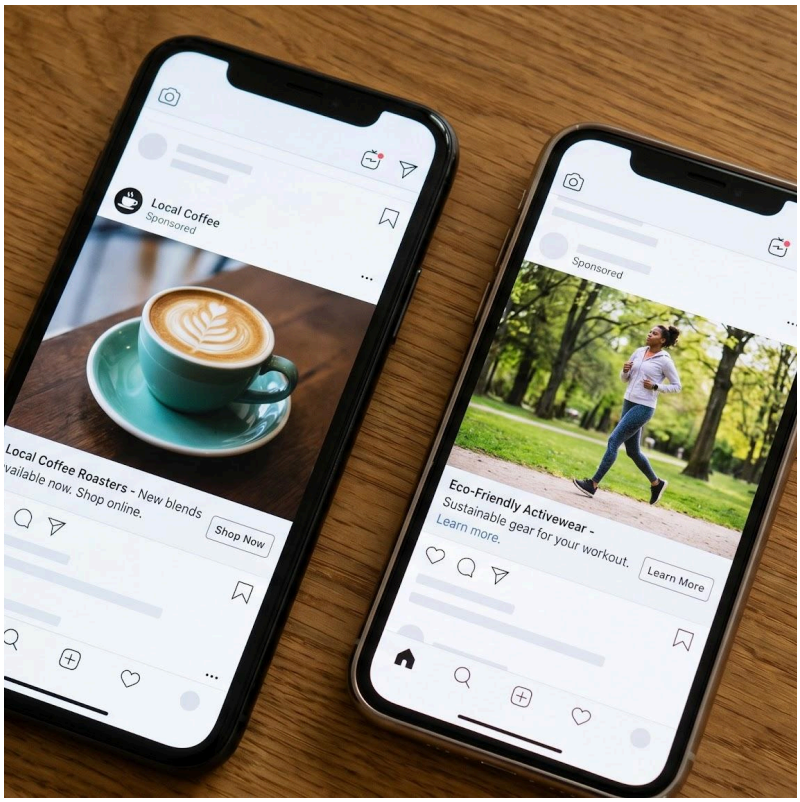

Figure 8.2: Examples of Social Media Ads

8.1.2.1 Types of Social Media Ads

1. **Sponsored Posts:** These are paid promotions that seamlessly integrate into users' social media feeds, appearing like regular posts but marked as 'sponsored' or 'promoted'. They often include engaging visuals, compelling text, and a clear call to action (CTA).

© Copyright 2026 MIVA Open University. All Rights Reserved.

2. **Display Ads:** Traditional image or video advertisements that appear on sidebars, within content streams, or in between posts. These ads are visually appealing and often lead to external landing pages.
3. **Story Ads:** Full-screen, time-limited ads that appear on platforms like Instagram, Facebook, and Snapchat. These ads leverage the immersive and ephemeral nature of Stories to capture users' attention quickly and encourage immediate engagement.
4. **Influencer Collaborations:** Brands partner with social media influencers who have significant followings to promote products or services. These ads leverage influencer credibility to enhance audience trust and engagement (Freberg, 2021).

8.1.2.2 Advantages of Social Media Advertising

1. **Advanced Audience Targeting:** Social media platforms offer powerful targeting capabilities, allowing advertisers to refine their audience based on demographics, interests, behaviours, location, and even past interactions with the brand.
2. **High Engagement and Interaction:** Social media ads facilitate direct engagement through likes, comments, shares, and clicks, fostering real-time brand interaction and user-generated content.
3. **Real-Time Performance Tracking:** Advertisers can monitor key performance indicators (KPIs) such as impressions, click-through rates (CTR), engagement rates, and conversions in real time, enabling data-driven campaign optimisation.

© Copyright 2026 MIVA Open University. All Rights Reserved.

4. **Cost-Effective Advertising:** With flexible budgeting options such as cost-per-click (CPC), cost-per-impression (CPM), and cost-per-engagement (CPE), businesses can allocate funds efficiently and adjust spending based on ad performance.
5. **Enhanced Brand Awareness:** The viral nature of social media allows well-crafted ads to reach a broad audience quickly, increasing brand visibility and recall.

Step-by-Step Guide on Setting up Online Ads

In the digital marketing landscape, businesses use online advertising, Search Engine Optimisation (SEO), and A/B testing to enhance visibility, attract customers, and optimise campaign performance. This section provides a structured guide to setting up online ads, understanding SEO principles, and conducting A/B testing for marketing campaigns.

A. Setting Up Online Ads.

Step 1: Define Your Advertising Goals

Before launching an online ad, determine the objective, such as:

a. Increasing website traffic
b. Generating leads
c. Boosting sales
d. Enhancing brand awareness

© Copyright 2026 MIVA Open University. All Rights Reserved.

Step 2: Choose the Right Advertising Platform

- **Google Ads** – Best for search intent targeting
- **Facebook & Instagram Ads** – Effective for social engagement
- **LinkedIn Ads** – Suitable for B2B marketing
- **YouTube Ads** – Ideal for video marketing campaigns

Step 3: Conduct Audience Research

- Define the target audience based on demographics, interests, and behaviour.
- Use Google Analytics, Facebook Audience Insights, and customer surveys to refine targeting.

Step 4: Create Engaging Ad Content

- Write compelling ad copy with clear call-to-action (CTA)
- Use high-quality visuals and videos
- Optimise headlines and descriptions for click-through rate (CTR)

Step 5: Set Up Your Budget and Bidding Strategy

- **Cost-Per-Click (CPC)** – Pay per click
- **Cost-Per-Mille (CPM)** – Pay per 1,000 impressions
- **Cost-Per-Acquisition (CPA)** – Pay per conversion

Step 6: Launch and Monitor Performance

© Copyright 2026 MIVA Open University. All Rights Reserved.

- Track key performance indicators (CTR, conversion rate, ROI)
- Use Google Analytics, Facebook Pixel, and UTM tracking to measure success

B. SEO Principles

Step 1: Keyword Research

- Use tools like Google Keyword Planner, Ahrefs, and SEMrush
- Identify high-volume, low-competition keywords

Step 2: On-Page SEO Optimisation

- Optimise title tags, meta descriptions, and headers (H1, H2, H3)
- Include keywords naturally in content and image alt text
- Improve URL structure (e.g., *www.example.com/best-digital-marketing-strategies*)

Step 3: Technical SEO

- Improve website speed (Google PageSpeed Insights)
- Ensure mobile-friendliness
- Use SSL certificates for security
- Optimise site structure and internal linking

Step 4: Off-Page SEO (Link Building)

- Acquire backlinks from reputable websites

© Copyright 2026 MIVA Open University. All Rights Reserved.

- Guest blogging and influencer outreach
- Engage in social media promotion

Step 5: Content Marketing for SEO

- Publish high-quality blog posts, videos, and infographics
- Focus on long-form content (1,500+ words) for better ranking

Step 6: SEO Performance Tracking

- Use Google Search Console & Google Analytics to monitor traffic
- Adjust strategies based on performance insights

A/B Testing in Digital Marketing

Step 1: Define Your Hypothesis

- Identify what you want to improve (e.g., CTA button colour, ad headline, landing page layout)

Step 2: Select Variables for Testing

- Examples: Ad creatives, email subject lines, landing page design

Step 3: Split Your Audience

- Randomly divide your audience into Group A (Control) and Group B (Variation)

Step 4: Implement and Run the Test

© Copyright 2026 MIVA Open University. All Rights Reserved.

- Use platforms like Google Optimise, Facebook Experiments, and Unbounce
- Ensure the test runs long enough for statistically significant results

Step 5: Analyse and Optimise

- Compare conversion rates, bounce rates, engagement metrics
- Implement the best-performing variation permanently.

8.1.3 Email Marketing

Email marketing is a digital marketing strategy that involves sending promotional messages, newsletters, or personalised offers to a curated list of subscribers. It is a direct form of communication that enables businesses to build relationships, drive engagement, and encourage customer retention. Unlike social media or display ads, email marketing allows brands to deliver highly customised and relevant content to targeted audiences, ensuring a more personalised approach (Chadwick, 2021).

The effectiveness of email marketing lies in its ability to reach users directly in their inbox, providing a controlled environment for delivering promotional content without the distractions of competing ads.

© Copyright 2026 MIVA Open University. All Rights Reserved.

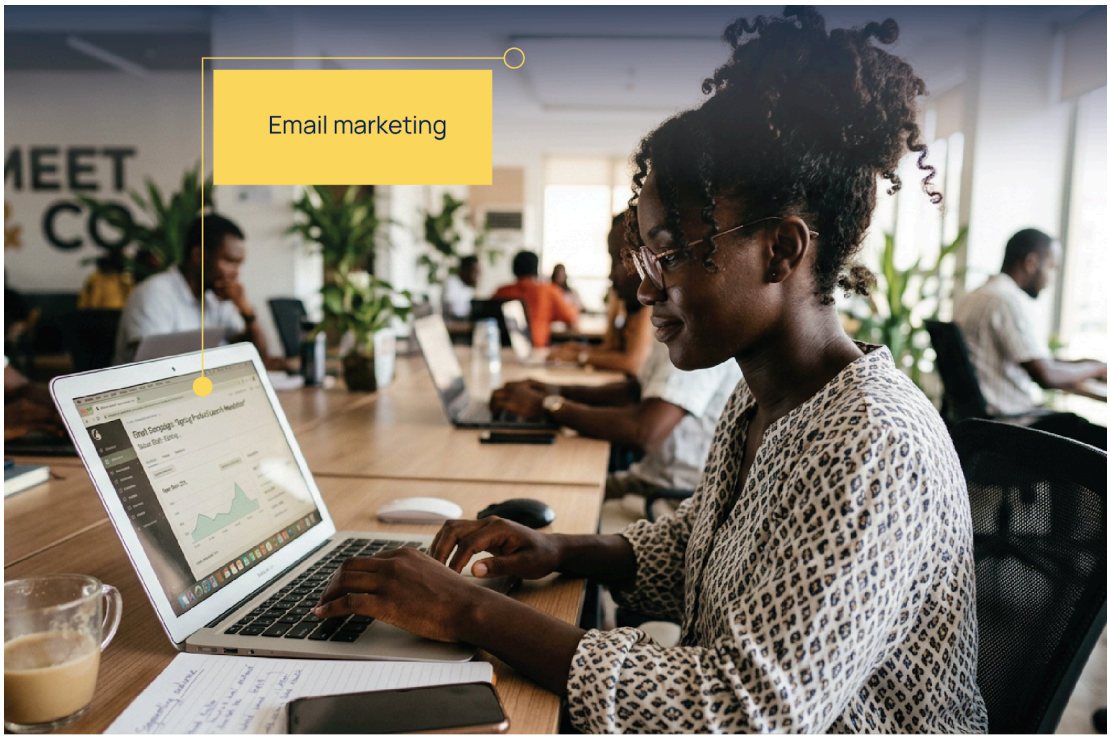

Figure 8.3: Email Marketing

8.1.3.1 Types of Email Marketing

1. **Promotional Emails:** These emails focus on advertising discounts, limited-time offers, new product launches, or exclusive deals. They often include compelling subject lines, eye-catching visuals, and a strong call to action (CTA) to encourage immediate response.
2. **Transactional Emails:** These are automated messages triggered by specific user actions, such as order confirmations, shipping notifications, password resets, or account updates. Although primarily functional, they present opportunities for cross-selling and customer engagement.
3. **Drip Campaigns:** Also known as email sequences, these involve a series of pre-written emails sent at scheduled intervals to nurture leads, onboard

© Copyright 2026 MIVA Open University. All Rights Reserved.

new customers, or re-engage inactive subscribers. Drip campaigns are often used in content marketing strategies to guide potential buyers through the sales funnel.

8.1.3.2 Advantages of Email Marketing

1. **Direct and Personalised Communication:** Unlike social media advertising, email marketing enables brands to tailor messages based on user preferences, behaviours, and past interactions. Personalised subject lines and dynamic content can significantly increase open and conversion rates.
2. **High Return on Investment (ROI):** Email marketing is one of the most cost-effective digital marketing strategies, requiring minimal investment while yielding substantial returns. According to industry reports, email marketing generates an average ROI of $42 for every $1 spent (Chaffey, 2022).
3. **Automation and Segmentation:** Advanced email marketing tools allow businesses to automate campaigns, schedule messages, and segment audiences based on demographics, purchasing behaviour, or engagement levels. This ensures that recipients receive relevant content, improving engagement and conversion rates.
4. **Performance Tracking and Optimisation:** Email marketing platforms provide comprehensive analytics, including open rates, click-through rates (CTR), bounce rates, and conversion rates. These metrics help businesses refine their email strategies for better performance.

© Copyright 2026 MIVA Open University. All Rights Reserved.

5. **Customer Retention and Brand Loyalty:** Consistent and valuable email communication fosters stronger relationships with customers, keeping them informed and engaged with the brand. Loyalty programmes and exclusive email-only offers further enhance retention efforts.

In-Text Question and Answer (ITQ and ITA)

ITQ 8.1: What are the three main types of banner ads discussed in the document?

ITA 8.1: The three main types of banner ads are static banners, animated banners, and interactive banners.

8.2 Writing Engaging and Persuasive Digital Ads

Digital advertising has become an essential component of modern marketing, requiring businesses to craft compelling messages that capture attention and drive action. Unlike traditional advertising, digital ads compete with an overwhelming volume of online content, making engagement and persuasion key to their effectiveness (Kotler & Keller, 2022). Writing engaging and persuasive digital ads involves a combination of creativity, psychology, and data-driven strategies that resonate with target audiences.

8.2.1 Key Elements of Engaging Digital Ads

1. **Attention-Grabbing Headlines:** The headline is the first thing users see and determines whether they will continue engaging with the ad. A

© Copyright 2026 MIVA Open University. All Rights Reserved.

compelling headline should be clear, concise, and relevant to the audience's needs or interests (Armstrong & Kotler, 2020). Using power words, posing questions, or presenting a problem-solution scenario can increase click-through rates.

2. **Concise and Compelling Copy:** Digital ads often have limited space, requiring marketers to communicate their message effectively in just a few words. The copy should highlight key benefits, evoke emotions, and use persuasive language that encourages action (Heath & Heath, 2017).
3. **Emotional Appeal:** Emotional triggers play a crucial role in decision-making. Ads that evoke happiness, fear, excitement, or nostalgia tend to create stronger connections with the audience, increasing engagement and conversion rates (Cialdini, 2021).
4. **Call to Action (CTA):** A strong CTA guides users on what to do next, whether it is clicking a link, signing up, or making a purchase. Effective CTAs use action-orientated words such as 'Buy Now', 'Learn More', or 'Get Started' (Landa, 2021).
5. **Visual Appeal:** The use of high-quality images, videos, or animations enhances engagement. Studies show that visual content increases ad performance by up to 80% compared to text-only ads (Belch & Belch, 2021). Ensuring consistency in colours, fonts, and branding elements strengthens brand identity.

© Copyright 2026 MIVA Open University. All Rights Reserved.

8.2.2 Persuasive Techniques in Digital Advertising

1. **Social Proof:** Incorporating testimonials, reviews, or user-generated content builds trust and credibility. Consumers are more likely to engage with brands that have positive social validation (Freberg, 2021).
2. **Scarcity and Urgency:** Creating a sense of urgency (e.g., 'Limited Offer' or 'Only a Few Left') encourages immediate action. Scarcity tactics leverage consumer psychology by making products or services appear more valuable (Cialdini, 2021).
3. **Personalisation:** Personalised ads that address the specific needs and preferences of users perform better than generic ones. Dynamic ads that adapt based on user behaviour, location, or previous interactions significantly improve engagement (Chaffey, 2022).
4. **Storytelling:** Narratives make advertisements more relatable and memorable. Telling a compelling story about how a product or service solves a real-world problem creates emotional engagement (Heath & Heath, 2017).
5. **Value Proposition Clarity:** Clearly defining what sets a product or service apart from competitors enhances persuasion. The value proposition should answer the question, 'Why should the customer choose this product?' (Kotler & Keller, 2022).

© Copyright 2026 MIVA Open University. All Rights Reserved.

8.2.3 Optimising Digital Ads for Engagement and Conversion

i. **A/B Testing** Running multiple versions of an ad to test different headlines, images, or CTAs helps identify the most effective approach. Data-driven insights improve future ad performance (Tuten & Solomon, 2020).

ii. **SEO and Keywords:** Using relevant keywords improves ad visibility in search engine results and social media feeds. Well-optimised ad copy ensures that the right audience sees the message (Chadwick, 2021).

iii. **Platform-Specific Adaptation** Digital ads should be tailored to the platform they appear on. What works on Facebook may not be effective on LinkedIn or TikTok. Understanding platform algorithms and audience behaviour enhances ad effectiveness (Freberg, 2021).

iv. **Mobile Optimisation** Since most users engage with digital ads on mobile devices, ensuring that ads are mobile-friendly—both in design and copy—boosts engagement and conversions (Belch & Belch, 2021).

8.3 Adapting Traditional Copywriting Techniques for Digital Media.

Traditional copywriting techniques have long been used to persuade and engage audiences through print, radio, and television advertisements. However, the rise of digital media necessitates adapting these techniques to fit the fast-paced, interactive, and highly segmented nature of online platforms. Digital copywriting requires a blend of creativity, data-driven strategies, and an understanding of online user behaviour to achieve maximum engagement and conversions (Kotler & Keller, 2022).

© Copyright 2026 MIVA Open University. All Rights Reserved.

This lesson explores how conventional copywriting principles can be effectively adapted for digital media.

8.3.1. Key Traditional Copywriting Techniques and Their Digital Adaptations

1. AIDA Model (Attention, Interest, Desire, Action)

The AIDA model, a widely used framework in traditional advertising, remains relevant in digital marketing but requires modifications to fit modern consumption habits.

- **Attention**: Digital ads must capture interest within seconds. Techniques such as eye-catching headlines, strong visuals, and interactive elements help achieve this (Armstrong & Kotler, 2020).
- **Interest**: Content must be engaging, using storytelling and personalisation to keep users intrigued.
- **Desire**: Highlighting benefits and social proof (e.g., testimonials, influencer endorsements) strengthens appeal.
- **Action**: Clear and compelling calls-to-action (CTAs) guide users toward desired responses, such as clicking a link or making a purchase.

2. Emotional Appeal and Storytelling

Traditional advertising leverages emotional connections to make messages memorable. **In digital media, this translates into:**

© Copyright 2026 MIVA Open University. All Rights Reserved.

- **Short-form storytelling** through social media posts, reels, and micro-content (Heath & Heath, 2017).
- **User-generated content** that fosters community engagement and authenticity.
- **Interactive storytelling** via polls, quizzes, and live videos to create immersive brand experiences.

3. Persuasive Language and Power Words

Traditional copywriting relies on persuasive techniques, including rhetorical questions, repetition, and power words. **Digital adaptation involves:**

- **SEO Optimisation**: Integrating high-ranking keywords for better search visibility (Landa, 2021).
- **Conversational tone**: Engaging audiences through relatable and friendly language in emails, social media, and blogs.
- **Microcopy**: Writing concise and impactful text for CTAs, notifications, and chatbot responses.

4. Headline and Hook Optimisation

In traditional advertising, print and broadcast media emphasise strong headlines to capture attention. **Digital media adapts this through:**

- **Clickable headlines** optimised for search engines and social shares (Godin, 2020).
- **A/B testing** to determine the most effective messaging.

© Copyright 2026 MIVA Open University. All Rights Reserved.

- **Personalised content** that adapts headlines based on user preferences and behaviours.

5. Call-to-Action (CTA) Strategies

Traditional CTAs often involve direct prompts such as 'Call now' or 'Visit us today'.

Digital adaptations include:

- **Clickable buttons** that lead to landing pages or purchase funnels.
- **Incentive-driven CTAs** offering discounts, free trials, or exclusive content.
- **Interactive CTAs**, such as 'Swipe up' on Instagram or 'Tap to learn more' on mobile-friendly ads (Tuten & Solomon, 2020).

8.3.2. Key Aspects of Data and Analytics in Digital Copywriting

1. **Key Performance Indicators (KPIs)**: digital copywriting success is measured using **key metrics such as:**

    a. **Click-Through Rate (CTR):** The percentage of users who click on a digital ad or link. A high CTR indicates compelling copy.
    b. **Engagement Rate:** Measures interactions like likes, shares, and comments on social media posts or ads. Strong engagement signals effective messaging.
    c. **Conversion Rate:** The percentage of users who complete a desired action (e.g., making a purchase or signing up for a newsletter). Higher conversion rates suggest persuasive copy.

© Copyright 2026 MIVA Open University. All Rights Reserved.

d. **Bounce Rate:** Tracks how many users leave a webpage after viewing only one page. A high bounce rate may indicate weak or irrelevant copy (Chaffey & Ellis-Chadwick, 2022).

2. **A/B Testing (Split Testing)**: A/B testing compares two or more versions of an advertisement or marketing message to determine which performs best.

Variations can include:

a. Different headlines or subject lines in emails.
b. Changes in call-to-action (CTA) phrases (e.g., 'Buy Now' vs 'Get Yours Today').
c. Adjustments in ad formatting, colours, or layouts to gauge audience preferences.

This method helps copywriters refine digital content for maximum engagement and conversions (Liu-Thompkins, 2021).

3. **Behavioural Analytics**

This approach tracks how users interact with digital content, including:

a. **Website behaviour:** Time spent on pages, navigation patterns, and drop-off points.
b. **Email interactions:** Open rates, click rates, and response patterns.
c. **Social media tracking:** Monitoring how users engage with posts, videos, and ads.

© Copyright 2026 MIVA Open University. All Rights Reserved.

These insights allow marketers to tailor content to match user interests and improve engagement (Kotler et al., 2022).

4. **AI and Machine Learning in Copywriting;**

Advanced AI-powered tools analyse large datasets to:

a. **Predict consumer preferences** and suggest content that aligns with user behaviour.
b. **Automate copy generation** with personalised recommendations based on browsing history.
c. **Enhance ad targeting** by delivering highly relevant messages to specific audience segments. AI-driven insights ensure that digital ads are optimised for relevance, personalisation, and impact.

Interactive Activities

Activity 8.1. Peer-to-Peer Assessment:

Task: In pairs, create a simple digital advertising campaign incorporating at least two different formats discussed in the lesson. **Review each other's work, focusing on:**

a. Use of key elements of engaging digital ads
b. Application of persuasive techniques
c. Adaptation of traditional copywriting principles

© Copyright 2026 MIVA Open University. All Rights Reserved.

Activity 8.2. Timed Reflection Question (5 minutes): Reflect on the last digital advertisement that made you take action. What elements of effective digital copywriting did it incorporate?

Activity 8.3. Critical Thinking Discussion Question: How has the shift from traditional to digital advertising changed the way businesses communicate with their target audience?

Activity 8.4 Gamification Element (1-minute game):

Instruction: Match the correct advertising element to its format within a minute:

- Banner Ad (Static, Animated, Interactive)
- Social Media Ad (Sponsored Post, Story Ad, Influencer)
- Email Marketing (Promotional, Transactional, Drip)

In-Text Questions and Answers (ITQs and ITAs)

ITQ 8.2: How is the traditional AIDA model adapted for digital marketing?

ITA 8.2: In digital marketing, AIDA is adapted through quick attention-grabbing content, engaging personalised content, social proof for desire, and clear clickable CTAs for action.

© Copyright 2026 MIVA Open University. All Rights Reserved.

Conclusion

Digital advertising has evolved to become more data-driven, personalised, and interactive compared to traditional advertising methods. The success of digital advertising relies heavily on understanding audience behaviour, leveraging analytics, and adapting traditional techniques to suit modern consumption habits. As artificial intelligence and machine learning continue to reshape the advertising landscape, the ability to deliver hyper-personalised content at scale will become an even greater competitive advantage. Organisations that invest in robust analytics infrastructure and foster a culture of continuous testing and optimisation are better positioned to anticipate shifting consumer preferences and respond in real time. Furthermore, the integration of emerging technologies such as augmented reality, programmatic advertising, and predictive analytics is expanding the boundaries of what digital campaigns can achieve. Ultimately, the most successful advertisers will be those who combine creative excellence with empirical rigour, ensuring that every message is not only compelling but also precisely calibrated to deliver measurable business outcomes.

Summary

1. Online advertising encompasses various formats, including banner ads, social media advertising, and email marketing, each serving unique purposes in digital campaigns.
2. Engaging digital ads require attention-grabbing headlines, concise copy, emotional appeal, strong CTAs, and compelling visuals.

© Copyright 2026 MIVA Open University. All Rights Reserved.

3. Digital storytelling and emotional appeal techniques should be adapted for short-form content and interactive engagement.
4. Traditional copywriting principles like AIDA can be effectively adapted for digital platforms through personalisation and interactive elements.
5. Digital advertising strategies significantly impact consumer behaviour through targeted messaging and brand positioning.
6. The continuous evolution of digital tools and analytics platforms demands that advertisers remain agile, consistently refining their strategies to align with emerging technologies and changing audience expectations.

Self-Assessment Questions and Answers (SAQs and SAAs)

SAQ 8.1: List three advantages of banner advertising.

Answer: Enhanced brand visibility, targeted advertising capabilities, and measurable performance metrics.

SAQ 8.2: What are the main components of an engaging digital ad?

Answer: Attention-grabbing headlines, concise copy, emotional appeal, clear call-to-action (CTA), and visual appeal.

SAQ 8.3: How does storytelling enhance digital advertising?

Answer: Storytelling makes advertisements more relatable and memorable by showing how products solve real-world problems.

SAQ 8.4: Explain how the AIDA model is adapted for digital media.

© Copyright 2026 MIVA Open University. All Rights Reserved.

Answer: Digital AIDA uses quick attention-grabbing content, personalised interest generation, social proof for desire, and clickable CTAs for action.

SAQ 8.5: What metrics are used to measure digital advertising success?

Answer: Click-through rates (CTR), engagement rates, conversion rates, and bounce rates.

Multiple-Choice Questions and Answers (MCQs and MCAs)

1. Which of the following is NOT a type of banner ad?

A. Static banners
B. Animated banners
C. Interactive banners
D. Permanent banners

Answers: D) Permanent banners

Explanation: The document mentions only static, animated, and interactive banners as types of banner ads. Permanent banners are not discussed.

2. What is the average ROI for email marketing according to the study?

A. $42 for every $1 spent
B. $32 for every $1 spent
C. $22 for every $1 spent
D. $12 for every $1 spent

© Copyright 2026 MIVA Open University. All Rights Reserved.

Answer A): $42 for every $1 spent

Explanation: The document specifically states that email marketing generates an average ROI of $42 for every $1 spent.

3. Which element is essential for digital ad effectiveness?

A. Call to Action (CTA)
B. Long paragraphs
C. Complex language
D. Multiple fonts

Answer A): Call to Action (CTA)

Explanation: The study emphasises the importance of strong CTAs in guiding users toward desired actions.

4. Which of these is a type of email marketing?

A. Promotional emails
B. Radio ads
C. Billboard ads
D. Print ads

Answer A): promotional emails

Explanation: The document lists promotional emails as one of the main types of email marketing.

© Copyright 2026 MIVA Open University. All Rights Reserved.

5. What percentage can visual content increase ad performance by?

A. 80%

B. 60%

C. 40%

D. 20%

Answer A): 80%

Explanation: According to the document, visual content increases ad performance by up to 80% compared to text-only ads.

Tutor Marked Assessments (TMAs)

1. Create a simple banner ad design incorporating the three key elements discussed in the lesson.
2. Write a social media post following the digital copywriting principles covered.
3. Draft an email marketing campaign showcasing the different types of email marketing.
4. Design a digital ad that demonstrates the AIDA model adaptation.
5. Analyse a successful digital advertisement using the metrics discussed in the lesson.

Next Steps: In the next study session, we will explore the topic 'Ad Layout and Design Principles', focusing on the fundamental concepts of structuring advertisements for maximum impact. The discussion will cover understanding ad

© Copyright 2026 MIVA Open University. All Rights Reserved.

layout and the principles of ad design, examining how visual composition influences audience perception and engagement.

© Copyright 2026 MIVA Open University. All Rights Reserved.

Study Session Nine:

Ad Layout and Design Principles

© Copyright 2026 MIVA Open University. All Rights Reserved.

Introduction

In the world of advertising, visual presentation plays a crucial role in capturing audience attention, conveying messages effectively, and influencing consumer behaviour. A well-structured advertisement not only enhances brand recognition but also ensures that the intended message resonates with the target audience. The success of an advertisement depends on its ability to blend creativity with strategic design elements, making it visually appealing and functionally persuasive.

This study session explores the fundamental principles of ad layout and design, including composition, balance, contrast, typography, colour theory, and visual hierarchy. By understanding these principles, advertisers and designers can create compelling and impactful ads that communicate brand messages clearly and effectively. Additionally, we will examine how different media formats—such as print, digital, and outdoor advertising—require unique layout considerations to optimise audience engagement and response.

Learning Outcomes for Study Session 9

When you have studied this session, you should be able to:

9.1. Analyse the fundamental principles of ad layout and design, including composition, balance, contrast, typography, and colour theory.

9.2. Evaluate the effectiveness of different ad layouts in various media formats, such as print, digital, and outdoor advertising.

© Copyright 2026 MIVA Open University. All Rights Reserved.

9.3. Apply visual hierarchy techniques to create compelling advertisements that capture audience attention and enhance message retention.

9.4. Develop well-structured ad layouts that align with brand identity and communication objectives.

9.5. Critique existing advertisements based on design principles and recommend improvements for better visual and communicative impact.

© Copyright 2026 MIVA Open University. All Rights Reserved.

9.1. Understanding Ad Layout

Advertising layout refers to the structured arrangement of visual and textual elements in an advertisement to create a compelling and effective communication piece (Landa, 2021). A well-designed layout ensures that the message is clear, aesthetically appealing, and strategically positioned to engage the target audience. The effectiveness of an ad layout depends on how well elements such as images, text, logos, and white space are balanced to guide the viewer's eye toward key information (Wheeler, 2020).

A successful ad layout integrates several essential components to enhance readability, attractiveness, and message clarity. According to Lupton and Phillips (2015), **the main components include:**

1. **Headline** – The most prominent text that captures attention and conveys the core message.
2. **Sub-headline** – A secondary text that provides additional details or clarifies the headline.
3. **Body Copy** – The main content that elaborates on the advertisement's message, benefits, and call to action.
4. **Images and Graphics** – Visual elements that reinforce the message and create an emotional connection with the audience.
5. **Logo and Branding** – The advertiser's identity, ensuring brand recognition and consistency.

© Copyright 2026 MIVA Open University. All Rights Reserved.

6. **White Space** – The unoccupied areas that improve readability and prevent visual clutter.

9.1.1. Principles of Effective Ad Layout

To ensure an advertisement is both engaging and informative, designers follow key layout principles:

1. **Balance:** Balance in ad layout refers to the distribution of visual elements to create stability and harmony. It can be symmetrical (formal balance) or asymmetrical (informal balance), depending on the intended effect (Landa, 2021).

2. **Contrast:** Contrast enhances visibility and readability by differentiating elements through colour, font size, and imagery. Strong contrasts help highlight key information and create a dynamic visual appeal (Wheeler, 2020).

3. **Visual Hierarchy:** A well-structured layout guides the audience's attention from the most important elements to the supporting details. Effective use of size, boldness, and positioning ensures that viewers focus on essential information first (Lupton & Phillips, 2015).

4. **Alignment:** Alignment ensures that text and visuals are positioned in a structured manner, creating a clean and professional appearance. Proper alignment improves organisation and prevents a chaotic look (Landa, 2021).

© Copyright 2026 MIVA Open University. All Rights Reserved.

5. **Proximity:** Grouping related elements together improves readability and enhances message clarity. For example, placing the call-to-action near the product image ensures the audience quickly understands the next step (Wheeler, 2020).

9.1.2. Types of Ad Layouts

Different layout structures are used depending on the objectives and platform of the advertisement. **Common ad layouts include:**

1. **Single Visual Layout** – A dominant image with minimal text, effective for brand awareness campaigns.
2. **Illustrated Layout** – A mix of visuals and text arranged creatively to convey a narrative.
3. **Typography-Driven Layout** – Focuses on bold typography rather than images.
4. **Z-Layout and F-Layout** – Arranges content following natural eye movement patterns for better engagement (Lupton & Phillips, 2015).

© Copyright 2026 MIVA Open University. All Rights Reserved.



Figure 9.1: Samples of Ad Layouts and Designs

In-Text Question and Answer (ITQ and ITA)

ITQ 9.1: What are the six main components of a successful ad layout?

ITA 9.1: The six main components are headline, sub-headline, body copy, images and graphics, logo and branding, and white space.

9.2. Colour Theory in Advertising

Colour plays a fundamental role in advertising by influencing consumer perceptions, emotions, and purchasing decisions. It is a critical element of visual communication that enhances brand recognition, creates mood, and guides audience attention (Wheeler, 2020). The strategic use of colour in

© Copyright 2026 MIVA Open University. All Rights Reserved.

Advertisements can strengthen brand identity, differentiate products, and evoke specific psychological responses in consumers.

Colour theory refers to the principles that govern how colours interact and how they are perceived by the human eye. It is based on the colour wheel, which consists of primary, secondary, and tertiary colours.

1. **The Colour Wheel**: The colour wheel, first introduced by Sir Isaac Newton in 1666, is a visual representation of colours arranged according to their chromatic relationships (Lupton & Phillips, 2015). It consists of:

a. **Primary Colours:** Red, blue, and yellow – they cannot be created by mixing other colours.
b. **Secondary Colours:** Green, orange, and purple – formed by mixing two primary colours.
c. **Tertiary Colours:** Created by mixing a primary colour with a secondary colour (e.g., red-orange and blue-green).

2. **Colour Harmonies:** Colour harmonies refer to combinations of colours that are visually appealing and effective in design. Common colour harmonies include:

a. **Complementary Colours:** Colours opposite each other on the colour wheel (e.g., red and green) create strong contrast and high visual impact (Landa, 2021).

© Copyright 2026 MIVA Open University. All Rights Reserved.

b. **Analogous Colours:** Colours next to each other on the colour wheel (e.g., blue, blue-green, and green) create a harmonious and cohesive look.
c. **Triadic Colours:** Three colours evenly spaced on the colour wheel (e.g., red, yellow, and blue) provide a balanced and vibrant effect.
d. **Monochromatic Colours:** Variations of a single colour using different shades, tones, and tints create a sophisticated and unified design (Wheeler, 2020).

9.2.1. The Psychology of Colours in Advertising

Colour psychology examines how different colours evoke emotions and influence consumer behaviour. Advertisers use specific colours to convey brand messages and elicit desired responses from target audiences. Below is a table that clearly shows the psychology of colours in real terms.

Table 9.1: The Psychology of Colours in Advertising.

Colour	Psychological Effect	Common Brand Associations
Red	Excitement, urgency, passion	Coca-Cola, KFC, YouTube
Blue	Trust, reliability, professionalism	Facebook, IBM, Samsung
Yellow	Optimism, warmth, attention-grabbing	McDonald's, Nikon, Shell

© Copyright 2026 MIVA Open University. All Rights Reserved.

Green	Health, nature, sustainability	Starbucks, Whole Foods, Animal Planet
Orange	Energy, enthusiasm, affordability	Fanta, Harley-Davidson, Nickelodeon
Purple	Luxury, creativity, sophistication	Cadbury, Hallmark, Yahoo!
Black	Power, elegance, exclusivity	Nike, Chanel, Mercedes-Benz
White	Simplicity, purity, minimalism	Apple, Adidas, Tesla

9.2.2. The Role of Colour in Branding and Advertising.

Effective colour usage in advertising is essential for building brand identity and influencing consumer perceptions. **Below are key roles colour plays in branding:**

1) **Brand Recognition:** Studies indicate that colour increases brand recognition by up to 80% (Wheeler, 2020). For example, the signature red and white of Coca-Cola are instantly recognisable worldwide.

2) **Emotional Connection:** Colour choices help brands establish emotional connections with consumers. Luxury brands like Rolex and Chanel use black and gold to convey prestige, while health-related brands like Lifebuoy and Dettol use green to signify cleanliness and safety.

© Copyright 2026 MIVA Open University. All Rights Reserved.

3) **Cultural Considerations:** Colour meanings vary across cultures. For example, while white represents purity in Western cultures, it symbolises mourning in some Asian countries (Landa, 2021). Advertisers must consider cultural differences when selecting colours for international campaigns.



Figure 9.2: Psychology of Colours in Advertising and Marketing

© Copyright 2026 MIVA Open University. All Rights Reserved.

Interactive Activities

Activity 9.1. Poll and Survey:

Poll: Which colour combination catches your attention most?

- Red and Blue
- Black and Yellow
- Green and Orange
- Purple and Gold

Activity 9.2. Timed Reflection Question (5 minutes):

Reflect on an advertisement that caught your attention recently. Using the principles learned in this session, analyse why it was effective or ineffective in terms of layout and colour usage.

Activity 9.3 Gamification Element:

Colour Match Challenge:

A 60-second game where players must quickly match brand logos with their primary colours from Table 9.1. Score points for correct matches and speed.

© Copyright 2026 MIVA Open University. All Rights Reserved.

In-Text Question and Answer (ITQ and ITA)

ITQ 9.2: What are the three types of colours on the colour wheel and their relationships?

ITA 9.2: Primary colours (red, blue, and yellow) cannot be created by mixing other colours. Secondary colours (green, orange, and purple) are formed by mixing two primary colours. Tertiary colours are created by mixing a primary colour with a secondary colour.

Conclusion

Effective advertising blends scientific principles like colour theory and visual hierarchy with artistic creativity and emotional appeal. Developing compelling ad designs requires understanding design fundamentals, colour psychology, and cultural influences. By strategically integrating these elements, advertisers craft visually engaging and persuasive messages. This approach ensures ads resonate with target audiences and drive desired responses. As advertising continues to evolve across digital, print, and outdoor platforms, the ability to adapt these design principles to diverse formats and screen sizes becomes increasingly critical for maintaining audience engagement. Advertisers who consistently test, measure, and refine their layouts based on audience feedback and performance data are better positioned to optimise visual impact over time. Ultimately, mastering the interplay between structure and creativity enables brands to build lasting recognition, foster emotional loyalty, and achieve measurable communication objectives in an ever-competitive marketplace.

© Copyright 2026 MIVA Open University. All Rights Reserved.

Summary

1. Fundamental design principles such as balance, contrast, and typography form the foundation of effective ad layouts.
2. Different media formats require specific layout considerations for optimal engagement.
3. Visual hierarchy techniques are crucial for directing audience attention and message retention.
4. Ad layouts must align with brand identity while meeting communication objectives.
5. Critical analysis of existing advertisements helps improve design effectiveness

Self-Assessment Questions and Answers (SAQs and SAAs)

SAQ 9.1: List three principles of effective ad layout.

Answer: Balance, contrast, and visual hierarchy.

SAQ 9.2: What is the difference between Z-Layout and F-Layout in advertising?

Answer: They are different patterns that follow natural eye movement for better engagement.

SAQ 9.3: How does visual hierarchy contribute to ad effectiveness?

© Copyright 2026 MIVA Open University. All Rights Reserved.

Answer: It guides the audience's attention from the most important elements to supporting details through size, boldness, and positioning.

SAQ 9.4: What role does white space play in ad layout?

Answer: White space improves readability and prevents visual clutter.

SAQ 9.5: Name two colour harmonies used in advertising.

Answer: Complementary colours and analogous colours.

Multiple-Choice Questions and Answers (MCQs and MCAs)

1. Which colour is associated with trust and professionalism?

A. Red
B. Blue
C. Yellow
D. Green

Answer B): Blue

Explanation: According to Table 9.1, blue represents trust, reliability, and professionalism.

2. What percentage can colour increase brand recognition by?

A. 60%
B. 70%
C. 80%

© Copyright 2026 MIVA Open University. All Rights Reserved.

D. 90%

Explanation: The study states that colour increases brand recognition by up to 80%.

3. Primary colours consist of:

A. Green, orange, purple
B. Red, blue, yellow
C. Red, green, blue
D. Yellow, orange, red

Answer B) : Red, blue, yellow

Explanation: As stated in the colour wheel section, primary colours are red, blue, and yellow.

4. Which is NOT a main component of ad layout?

A. Headline
B. Body copy
C. Animation
D. White space

Answer C): Animation

Explanation: Animation is not listed among the six main components of ad layout.

© Copyright 2026 MIVA Open University. All Rights Reserved.

5. What type of balance creates stability through symmetry?

A. Informal balance
B. Formal balance
C. Dynamic balance
D. Natural balance

Answer B) : Formal balance

Explanation: The study states that symmetrical (formal) balance creates stability and harmony.

Tutor Marked Assessments (TMAs)

1. List and briefly describe the six main components of an ad layout. Provide one example for each component.
2. **From Table 9.1, choose one colour and explain:**
    - Its psychological effect
    - One brand that uses it
    - Why do you think the brand chose this colour?
3. Look at any advertisement in a magazine or newspaper and identify three layout principles discussed in the text (such as balance, contrast, or visual hierarchy).
4. Compare and contrast symmetrical and asymmetrical balance using examples.

© Copyright 2026 MIVA Open University. All Rights Reserved.

5. Draft a one-page report on how proximity affects message clarity in advertising.

Next steps: in the next study session, we will explore the topic of persuasiveness techniques in advertising, focusing on using emotional and logical appeals in ad copy, psychological principles behind persuasive advertising and A/B testing and evaluating ad effectiveness.

© Copyright 2026 MIVA Open University. All Rights Reserved.

Study Session Ten:

Persuasive Techniques in Advertising

© Copyright 2026 MIVA Open University. All Rights Reserved.

Introduction

Advertising is fundamentally about persuasion—convincing consumers to take action, whether it's purchasing a product, signing up for a service, or supporting a cause. Persuasive techniques in advertising draw from psychology, communication theories, and consumer behaviour studies to craft compelling messages that influence decision-making (Kotler & Keller, 2022). Effective advertising not only informs but also appeals to emotions, logic, and subconscious triggers that drive consumer choices.

This lesson explores key persuasive strategies used in advertising. It examines the role of emotional and logical appeals in ad copy, the psychological principles behind persuasive advertising, and the use of A/B testing to evaluate ad effectiveness. Understanding these techniques enables advertisers to craft messages that resonate with their target audience and achieve desired marketing outcomes.

Learning Outcomes for Study Session 10

When you have studied this session, you should be able to:

10.1. Analyse the impact of emotional and logical appeals in advertising.

10.2. Explain key psychological principles that drive consumer persuasion.

10.3. Evaluate the effectiveness of different persuasive advertising techniques.

10.4. Apply A/B testing methods to assess ad performance.

© Copyright 2026 MIVA Open University. All Rights Reserved.

10.5. Develop compelling ad copy using persuasive strategies.

© Copyright 2026 MIVA Open University. All Rights Reserved.

10.1. Using Emotional and Logical Appeals in Ad Copy

Effective advertising relies on persuasive techniques to influence consumer behaviour. Among the most impactful methods are emotional and logical appeals, which help advertisers connect with their target audience and drive decision-making (Kotler & Keller, 2022). Emotional appeals aim to evoke feelings such as happiness, fear, or nostalgia, while logical appeals rely on facts, statistics, and reasoning to persuade consumers. Understanding how to balance these approaches is essential for crafting compelling and effective advertisements.

10.1.1. Emotional Appeals in Advertising

Emotional appeals leverage human feelings to create a strong connection between the audience and the brand. These appeals work by triggering emotions that drive purchasing decisions. According to Heath and Heath (2017), emotions play a crucial role in memory retention and brand recall, making emotionally charged ads more effective. Key emotional strategies include:

1. **Fear Appeal** – Used in health and safety campaigns to create urgency (e.g., anti-smoking or road safety ads).
2. **Happiness Appeal** – Often seen in lifestyle and luxury brand advertisements, evoking joy and positive associations (Schroeder, 2017).
3. **Nostalgia Appeal** – Brands use past experiences or cultural references to build a sentimental connection with audiences.

© Copyright 2026 MIVA Open University. All Rights Reserved.

4. **Empathy Appeal** – Frequently employed in charity and social cause campaigns to encourage donations or support (Kotler & Keller, 2022).

10.1.2. Logical Appeals in Advertising

Logical appeals focus on providing factual information, evidence, and rational arguments to convince consumers. This approach is particularly effective for products requiring thoughtful decision-making, such as financial services, insurance, and technology (Chaffey & Ellis-Chadwick, 2022). **Key components of logical appeals include:**

1. **Statistics and Data** – Presenting verifiable numbers (e.g., '90% of users saw results in one week').
2. **Comparative Advertising** – Highlighting differences between competitors to show superiority (Belch & Belch, 2021).
3. **Expert Testimonials** – Using industry professionals or credible figures to endorse a product (Tuten & Solomon, 2020).
4. **Product Demonstrations** – Showcasing features and benefits through detailed explanations or demonstrations.

10.1.3. Balancing Emotional and Logical Appeals.

A successful ad campaign strategically blends emotional and logical appeals to maximise impact and influence consumer behaviour. Emotional appeals capture attention and create an immediate connection by tapping into feelings such as happiness, nostalgia, fear, or aspiration (Kotler & Keller, 2022). These Emotions

© Copyright 2026 MIVA Open University. All Rights Reserved.

Help brands build affinity and memorable associations with their audiences. However, emotional triggers alone may not be enough to drive conversions, as consumers often seek rational justifications for their purchases.

Logical appeals reinforce the emotional connection by providing concrete, verifiable information that supports the purchasing decision. For instance, a car advertisement might use storytelling to showcase a family's joy and security during a road trip, evoking a sense of trust and warmth. Simultaneously, it may include factual details such as crash test ratings, fuel efficiency, and warranty coverage to provide logical reassurance (Armstrong & Kotler, 2020). This combination ensures that the ad resonates with both emotionally driven and rationally inclined consumers, making it more persuasive and effective in driving decision-making.

In-Text Question and Answer (ITQ and ITA)

ITQ 10.1: What are the four key emotional appeals used in advertising?

ITA 10.1: The four key emotional appeals used in advertising are fear appeal, happiness appeal, nostalgia appeal, and empathy appeal.

10.2. Psychological Principles behind Persuasive Advertising

Persuasive advertising leverages psychological principles to influence consumer behaviour and decision-making. Understanding these psychological strategies enables advertisers to craft compelling messages that resonate with their target audience. Various psychological theories and cognitive biases are employed in

© Copyright 2026 MIVA Open University. All Rights Reserved.

advertising to enhance brand appeal, drive consumer engagement, and ultimately influence purchasing decisions (Cialdini, 2021). This lesson explores key psychological principles that underpin effective persuasive advertising.

10.2.1. Key Psychological Principles in Persuasive Advertising

1. **Reciprocity Principle**: The principle of reciprocity suggests that individuals feel obligated to return a favour when they receive something valuable. Advertisers use this by offering free samples, discounts, or exclusive content, encouraging consumers to reciprocate by making a purchase (Cialdini, 2021). For example, companies like Amazon use free trials to establish a sense of obligation, leading to increased subscriptions.
2. **Scarcity Principle**: Consumers tend to place higher value on products that appear limited in availability. Scarcity creates a sense of urgency, prompting quicker decision-making. Limited-time offers and exclusive editions leverage this principle effectively (Tversky & Kahneman, 1974). For instance, flash sales on e-commerce platforms like Jumia and Konga drive impulse purchases due to perceived scarcity.
3. **Social Proof**: People are more likely to adopt behaviours or make purchases if they see others doing the same. This principle is evident in the use of customer testimonials, influencer endorsements, and user reviews. Research shows that products with higher ratings and more positive reviews tend to experience increased sales (Berger, 2016). Brands like Apple and Nike utilise celebrity endorsements to reinforce consumer trust.

© Copyright 2026 MIVA Open University. All Rights Reserved.

4. **Authority Principle**: Consumers are more likely to trust and follow recommendations from perceived experts or authoritative figures. Advertisers use endorsements from professionals, certifications, and industry leaders to lend credibility to their messages (Cialdini, 2021). Pharmaceutical companies, for instance, frequently feature doctors in their advertisements to enhance trust in medical products.
5. **The Principle of Liking**: People are more inclined to be persuaded by individuals or brands they find likeable and relatable. This is why advertisers often use friendly, charismatic spokespersons or influencers who align with their target audience's values and interests (Gladwell, 2000). Social media platforms enhance this effect by fostering direct interaction between brands and consumers.
6. **Emotional Appeals**: Emotional advertising triggers specific feelings such as happiness, nostalgia, fear, or excitement to create a deep connection with consumers. Studies indicate that emotionally charged advertisements are more memorable and impactful compared to those solely based on logic (Heath & Heath, 2017). Brands like Coca-Cola use happiness-driven storytelling in their campaigns to foster positive brand associations.
7. **Cognitive Dissonance and Commitment**: Cognitive dissonance occurs when individuals experience psychological discomfort due to conflicting beliefs or behaviours. Advertisers exploit this by reinforcing consumer choices post-purchase through follow-up emails and reaffirming ads

© Copyright 2026 MIVA Open University. All Rights Reserved.

(Festinger, 1957). Subscription-based services use commitment strategies by offering free trials, encouraging long-term engagement.

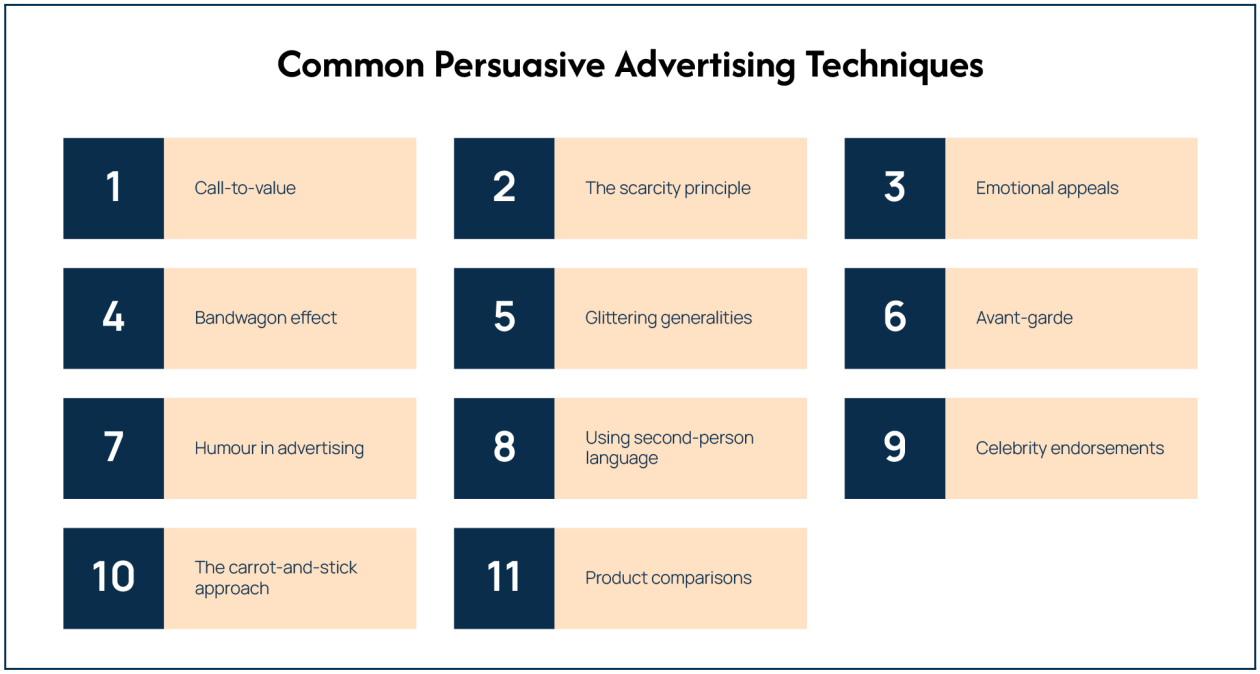

Figure 10.1: Common Persuasive Advertising Techniques

Interactive Activities

Activity 10.1. Timed Reflection Question (3 minutes)

Think about an advertisement that recently convinced you to make a purchase. What specific emotional and logical appeals did it use? Which psychological principles were at work? How did the combination of these elements influence your decision-making process?

© Copyright 2026 MIVA Open University. All Rights Reserved.

Activity 10.2. Poll and Survey

Quick Poll: Which persuasive technique do you find most influential in your own purchasing decisions?

- Emotional appeals (fear, happiness, nostalgia, empathy)
- Logical appeals (statistics, comparisons, expert testimonials)
- Social proof (reviews, testimonials, popularity)
- Scarcity and limited-time offers.
- Authority endorsements
- Other (please specify)

Activity 10.3. Project Question

Advertising Analysis and Creation Project

Select a product category (e.g., health foods, smartphones, sustainable fashion) and **complete the following tasks:**

1. Find three different advertisements from competing brands in your chosen category.
2. **Analyse each advertisement, identifying**:

    a. The primary emotional appeals used
    b. The logical appeals presented
    c. The psychological principles leveraged
    d. The balance between emotional and logical elements

© Copyright 2026 MIVA Open University. All Rights Reserved.

In-Text Question and Answer (ITQ and ITA)

ITQ 10.2: How does the principle of reciprocity influence consumer behaviour?

ITA 10.2: The principle of reciprocity makes individuals feel obligated to return a favour when they receive something valuable, which is why advertisers offer free samples or discounts.

10.3. A/B Testing and Evaluating Ad Effectiveness

In the rapidly evolving digital advertising landscape, businesses and marketers must continually refine their strategies to maximise engagement and conversion rates. A/B testing, also known as split testing, is a crucial method used to compare two versions of an advertisement to determine which performs better. Evaluating ad effectiveness involves analysing key performance metrics to assess whether an advertisement meets its intended goals (Chaffey & Ellis-Chadwick, 2022).

A/B testing is a controlled experiment in which two variants (A and B) of an ad are shown to different segments of an audience to measure their effectiveness. The primary goal is to identify which version generates better outcomes based on predefined key performance indicators (KPIs) such as click-through rates (CTR), conversion rates, and engagement levels (Kotler & Keller, 2022).

© Copyright 2026 MIVA Open University. All Rights Reserved.

10.3.1. Steps in Conducting A/B Testing

1. **Define Objectives—Establish** clear goals for the test, such as improving engagement or increasing sales.
2. **Identify Variables—Select** specific elements to test, such as headlines, images, calls to action, or ad copy (Patel, 2021).
3. **Create Variants—Develop** two different versions of the advertisement, ensuring only one variable is changed at a time.
4. **Split the Audience—Randomly** assign users into two groups to ensure unbiased results.
5. **Run the test—deploy** the ad variants and monitor their performance over a specified period.
6. **Analyse Data—Compare** the metrics of both versions to determine which performs better.
7. **Implement Findings—Use** insights to refine future advertisements and optimise marketing campaigns.

10.3.2. Evaluating Ad Effectiveness

Assessing the impact of advertisements goes beyond A/B testing; it requires a comprehensive analysis of performance metrics. **Effective evaluation involves measuring various indicators, including:**

- **Click-Through Rate (CTR)** – The percentage of users who click on the ad after viewing it (Chaffey, 2022).

© Copyright 2026 MIVA Open University. All Rights Reserved.

- **Conversion Rate** – The proportion of users who complete a desired action, such as making a purchase or signing up for a service.
- **Return on Ad Spend (ROAS)—The** revenue generated compared to the advertising cost (Armstrong & Kotler, 2021).
- **Engagement Metrics** – Likes, shares, and comments on social media platforms that indicate audience interaction.
- **Bounce Rate** – The percentage of users who leave the landing page without taking action, signalling potential issues with ad relevance or landing page quality (Tuten & Solomon, 2020).

Conclusion

Persuasive advertising is a multifaceted discipline that combines psychology, communication theory, and data analysis to influence consumer behaviour. The most successful campaigns integrate emotional appeals to capture attention and create memorable connections while providing logical evidence to justify purchasing decisions. As digital platforms evolve, advertisers must continuously test and refine their approaches using methods like A/B testing to maximise effectiveness and adapt to changing consumer preferences.

Summary

- Emotional appeals (fear, happiness, nostalgia, empathy) create memorable brand connections, while logical appeals (statistics, comparisons, testimonials) provide rational justification for purchases together they form a powerful persuasion strategy.

© Copyright 2026 MIVA Open University. All Rights Reserved.

- Psychological principles, including reciprocity, scarcity, social proof, authority, liking, emotional appeals, and cognitive dissonance, serve as the foundation for effective persuasive advertising by leveraging human behavioural tendencies
- Different persuasive techniques are more effective for specific products and contexts; emotional appeals work well for lifestyle products, while logical appeals are more suitable for high-involvement purchases requiring careful consideration.
- A/B testing provides a systematic approach to comparing ad variations by defining objectives, identifying variables, creating variants, splitting audiences, running tests, analysing data, and implementing findings.
- Compelling ad copy requires a strategic blend of emotional triggers to capture attention and logical evidence to support claims, with the balance determined by the target audience and product category.

Self-Assessment Questions and Answers (SAQs and SAAs)

SAQ 10.1: Explain why balancing emotional and logical appeals is important in advertising.

Answer: Balancing emotional and logical appeals is important because emotional appeals capture attention and create memorable connections with audiences, while logical appeals provide the rational justification consumers need to support their purchasing decisions. For example, a car advertisement might evoke family security (emotional) while also highlighting crash test ratings

© Copyright 2026 MIVA Open University. All Rights Reserved.

and fuel efficiency (logical). This combination ensures the ad resonates with both emotionally driven and rationally inclined consumers, making it more persuasive and effective.

SAQ 10.2: Describe how the scarcity principle influences consumer behaviour.

Answer: The scarcity principle influences consumer behaviour by making people place higher value on products that appear limited in availability. This creates a sense of urgency that prompts quicker decision-making. When consumers perceive that something is rare or available only for a limited time, they feel a stronger desire to acquire it before the opportunity disappears. This explains why limited-time offers, exclusive editions, and flash sales on e-commerce platforms drive impulse purchases.

SAQ 10.3: Compare the effectiveness of fear appeals versus happiness appeals in advertising.

Answer: Fear appeals are particularly effective in health and safety campaigns where creating urgency is necessary, such as anti-smoking or road safety advertisements. They motivate action by highlighting potential negative consequences. In contrast, happiness appeals are more effective for lifestyle and luxury brand advertisements, as they create positive associations with the brand and evoke joy. The effectiveness of each depends on the product category and communication goal—fear works better when consumers need to avoid

© Copyright 2026 MIVA Open University. All Rights Reserved.

negative outcomes, while happiness is more effective for aspirational products that enhance life experiences.

SAQ 10.4: What are the key steps in conducting effective A/B testing for advertisements?

Answer: The key steps in conducting effective A/B testing include (1) defining clear objectives for the test, such as improving engagement or increasing sales; (2) Identifying specific variables to test, like headlines, images, or calls to action; (3) Creating two different versions of the advertisement, changing only one variable at a time; (4) Splitting the audience randomly into two groups; (5) Running the test and monitoring performance; (6) analysing the data to determine which version performs better; and (7) Implementing the findings to refine future advertisements and optimise marketing campaigns.

SAQ 10.5: How can advertisers effectively use expert testimonials in their ad copy?

Answer: Advertisers can effectively use expert testimonials by identifying credible authority figures relevant to their product category (such as doctors for health products or engineers for technical items). The testimonial should highlight specific benefits backed by the expert's professional experience, using clear, accessible language that resonates with the target audience. For maximum impact, the expert's credentials should be clearly stated, and their endorsement should feel authentic rather than scripted. This leverages the

© Copyright 2026 MIVA Open University. All Rights Reserved.

authority principle in persuasive psychology, as consumers are more likely to trust recommendations from perceived experts or authoritative figures.

Multiple-Choice Questions and Answers (MCQs and MCAs)

1. Which of the following is a logical appeal commonly used in advertising?

A. Nostalgia appeal
B. Fear appeal
C. Statistical data
D. Empathy appeal

Answer: C) Statistical data

Explanation: Statistical data is a logical appeal that provides factual information and verifiable numbers to convince consumers rationally. The other options (nostalgia, fear, and empathy appeals) are all examples of emotional appeals that aim to evoke feelings rather than presenting rational arguments.

2. According to the text, what psychological principle is at work when advertisers use customer testimonials?

A. Reciprocity principle
B. Social proof
C. Authority principle
D. Scarcity principle

Answer: B) Social proof

© Copyright 2026 MIVA Open University. All Rights Reserved.

Explanation: Social proof is the psychological principle that explains why customer testimonials are effective. As stated in section 10.2.1, 'People are more likely to adopt behaviours or make purchases if they see others doing the same. This principle is evident in the use of customer testimonials, influencer endorsements, and user reviews. '

3. Which of the following is a key step in conducting A/B testing?

A. Creating multiple variables to test simultaneously
B. Splitting the audience into two groups
C. Running the test for at least six months
D. Using the same audience for both variants

Answer: B) Splitting the audience into two groups

Explanation: As outlined in section 10.3.1, splitting the audience into two groups is a key step in A/B testing. This ensures that the two ad variants are tested with different segments of the audience to get unbiased results. The other options contradict best practices—A/B tests should change only one variable at a time, don't necessarily need to run for six months, and require different audience groups for accurate comparison.

4. When balancing emotional and logical appeals, which of the following statements is true?

A. Emotional appeals are always more effective than logical appeals
B. Logical appeals are most important for luxury products

© Copyright 2026 MIVA Open University. All Rights Reserved.

C. Emotional triggers alone may not be enough to drive conversions

D. Comparative advertising is an example of an emotional appeal

Answer: C) Emotional triggers alone may not be enough to drive conversions.

Explanation: According to section 10.1.3, 'emotional triggers alone may not be enough to drive conversions, as consumers often seek rational justifications for their purchases. 'This highlights the importance of balancing emotional and logical appeals in advertising.

5. Which psychological principle explains why limited-time offers and exclusive editions are effective marketing strategies?

A. Authority principle

B. Scarcity principle

C. Liking principle

D. Reciprocity principle

Answer: B) Scarcity principle

Explanation: The scarcity principle explains why limited-time offers and exclusive editions are effective. As stated in section 10.2.1, 'consumers tend to place higher value on products that appear limited in availability. Scarcity creates a sense of urgency, prompting quicker decision-making. Limited-time offers and exclusive editions leverage this principle effectively. '

© Copyright 2026 MIVA Open University. All Rights Reserved.

Tutor Marked Assessments (TMAs)

1. Select a print or digital advertisement and analyse how it balances emotional and logical appeals. Identify specific elements that trigger emotions and those that provide rational justification for purchase.
2. Watch three television commercials for different product categories (e.g., food, technology, healthcare). Identify which psychological principles of persuasion each commercial uses, and explain why these principles are appropriate for the product being advertised.
3. Design two social media advertisement concepts for the same product—one focusing primarily on emotional appeals and another emphasising logical appeals. Explain your design choices and how they would appeal to the target audience.
4. Create a proposal for an A/B test for a hypothetical clothing brand's email advertisement. Specify what elements you would test, how you would measure success, and what metrics you would track. Justify your choices based on principles discussed in the lesson.
5. Choose an advertisement you find particularly persuasive. Analyse its effectiveness by identifying the specific emotional and logical appeals it uses, the psychological principles it leverages, and how these elements work together to influence consumer behaviour.

Next steps: In the next study session, we will undertake a comprehensive examination of campaign execution and management, focusing on the strategic

© Copyright 2026 MIVA Open University. All Rights Reserved.

processes involved in implementing, monitoring, and optimising advertising campaigns to achieve desired marketing objectives.

© Copyright 2026 MIVA Open University. All Rights Reserved.

Study Session Eleven:

Campaign Execution and Management

© Copyright 2026 MIVA Open University. All Rights Reserved.

Introduction

In an ever-evolving landscape of marketing and advertising, the successful execution of a campaign is as crucial as its strategic planning. A well-designed campaign must be effectively implemented, monitored, and managed to ensure that it achieves its intended objectives, such as increasing brand awareness, driving customer engagement, or boosting sales. Campaign execution and management involve a structured approach that integrates creative content, media planning, and performance analysis to optimise impact and return on investment (Kotler & Keller, 2022).

Historically, advertising campaigns were primarily executed through traditional media channels such as television, radio, and print. However, with the advent of digital marketing, campaign execution has become more complex, incorporating multi-channel strategies that leverage social media, search engines, influencer partnerships, and programmatic advertising (Chaffey & Ellis-Chadwick, 2020). This evolution has necessitated a more data-driven approach to campaign management, emphasising real-time analytics, audience segmentation, and performance optimisation.

This study session will explore the fundamental principles of campaign execution and management, including media selection, budget allocation, timeline development, and key performance indicators (KPIs).

© Copyright 2026 MIVA Open University. All Rights Reserved.

Learning Outcomes for Study Session 11

When you have studied this session, you should be able to:

11.1. Analyse the significance of campaign execution and management in achieving marketing objectives such as brand awareness, customer engagement, and sales growth.

11.2. Evaluate the evolution of campaign execution from traditional media to digital marketing and its impact on modern advertising strategies.

11.3. Identify key components of a structured campaign execution process, including media planning, budget allocation, and timeline development.

11.4. Apply data-driven techniques such as audience segmentation, real-time analytics, and performance optimisation to enhance campaign effectiveness.

11.5. Assess the role of key performance indicators (KPIs) in monitoring, measuring, and refining marketing campaigns for optimal results.

© Copyright 2026 MIVA Open University. All Rights Reserved.

11.1. Key Steps in Campaign Execution

Successful campaign execution is essential for translating strategic marketing plans into measurable outcomes. Campaign execution involves a systematic approach that ensures marketing initiatives are implemented effectively across selected media channels to achieve desired objectives. According to Kotler and Keller (2022), effective campaign execution requires a combination of strategic planning, creative content development, audience targeting, and performance monitoring. As advertising evolves, integrating digital tools and data analytics has become crucial in optimising campaign outcomes.

This lesson explores the key steps in executing a successful marketing campaign, highlighting essential processes such as goal setting, media selection, message development, implementation, and evaluation.

1. Defining Campaign Objectives: Establishing clear and measurable objectives is the foundation of a successful campaign. Objectives should align with the brand's overall marketing strategy and be specific, measurable, achievable, relevant, and time-bound (SMART) (Chaffey & Ellis-Chadwick, 2020). **Common campaign objectives include:**

- Increasing brand awareness
- Driving website traffic
- Generating leads and conversions
- Enhancing customer engagement

© Copyright 2026 MIVA Open University. All Rights Reserved.

2. Identifying and Segmenting the Target Audience: Understanding the target audience is crucial for campaign effectiveness. Audience segmentation involves dividing potential customers based on demographics, psychographics, behaviour, and geographic factors (Solomon et al., 2019). By leveraging customer insights and data analytics, marketers can tailor messages to resonate with specific audience segments.

3. Crafting the Campaign Message and Creative Elements: the campaign message must be compelling, clear, and aligned with brand values. This step involves developing key messaging, slogans, visuals, and multimedia content that effectively communicate the campaign's value proposition (Belch & Belch, 2021). Creativity and emotional appeal play a vital role in capturing audience attention and driving engagement.

4. Selecting the Right Media Channels: Choosing the appropriate media channels is essential for reaching the target audience efficiently. According to Kotler and Keller (2022), media selection should be based on audience preferences, campaign objectives, and budget considerations. **Common media channels include:**

- **Traditional Media:** Television, radio, newspapers, magazines, and billboards
- **Digital Media:** Social media platforms, email marketing, search engine advertising, and display ads
- **Owned Media:** Company websites, blogs, and brand apps

© Copyright 2026 MIVA Open University. All Rights Reserved.

5. Allocating Budget and Resources: Effective budget allocation ensures that financial and human resources are optimally distributed across different campaign activities. Marketers must determine how much to invest in media buying, content creation, influencer partnerships, and promotional activities (Chaffey & Smith, 2022). A well-structured budget helps in maximising return on investment (ROI).

6. Implementing and Launching the Campaign: Campaign implementation involves rolling out advertisements across selected media platforms while ensuring consistency in brand messaging. According to Tuten and Solomon (2021), proper scheduling and coordination are necessary for maintaining audience engagement. Marketers often use automated tools to streamline ad placements, monitor responses, and adjust content dynamically.

7. Monitoring and Analysing Performance Metrics: Tracking campaign performance is essential for assessing its effectiveness. Key performance indicators (KPIs) help in evaluating the impact of marketing efforts. **Common KPIs include:**

- Click-through rate (CTR)
- Conversion rate
- Customer engagement metrics (likes, shares, comments)
- Return on ad spend (ROAS) (Leeflang et al., 2020)

Advanced analytics tools, such as Google Analytics and social media insights, provide real-time data that helps marketers optimise ongoing campaigns.

© Copyright 2026 MIVA Open University. All Rights Reserved.

8. Making Adjustments and Optimising Strategies: campaigns should be flexible to allow for adjustments based on performance insights. Continuous optimisation involves refining audience targeting, adjusting ad placements, and modifying messaging to improve results (Liu-Thompkins, 2019). A/B testing is often used to compare different ad variations and determine the most effective approach.

9. Evaluating and Reporting Results: At the end of the campaign, a comprehensive evaluation is conducted to measure its success against the initial objectives. This step involves preparing detailed reports that highlight strengths, challenges, and areas for improvement (Belch & Belch, 2021). Insights gained from post-campaign analysis are valuable for refining future advertising strategies.

© Copyright 2026 MIVA Open University. All Rights Reserved.



Figure 11.1: Campaign Execution and Management

11.2. Media Planning Basics

Media planning is a crucial aspect of advertising and marketing that involves selecting the most appropriate media channels to reach a target audience effectively. It requires a strategic approach to ensure that marketing messages are delivered through the right platforms, at the right time, and within an allocated budget (Belch & Belch, 2021). A well-executed media plan optimises brand visibility, enhances audience engagement, and maximises return on investment (ROI).

© Copyright 2026 MIVA Open University. All Rights Reserved.

Historically, media planning was limited to traditional channels such as television, radio, newspapers, and magazines. However, the digital revolution has expanded media planning to include online platforms such as social media, search engines, programmatic advertising, and influencer marketing (Chaffey & Ellis-Chadwick, 2020). With the increasing availability of data analytics, modern media planning has become more data-driven, allowing marketers to make informed decisions based on audience insights, behavioural patterns, and performance metrics.

Media planning involves several interconnected components that contribute to the success of an advertising campaign. According to Kotler and Keller (2022), the following are the key elements:

1. Target Audience Identification: a successful media plan begins with understanding the target audience. Marketers analyse demographic, psychographic, geographic, and behavioural data to segment their audience effectively (Solomon et al., 2019). Audience insights help determine where, when, and how to communicate marketing messages.

2. Media Objectives: Media objectives define what the advertising campaign aims to achieve. These objectives should align with broader marketing goals such as increasing brand awareness, generating leads, or driving conversions (Belch & Belch, 2021). Key media objectives include:

- **Reach:** The percentage of the target audience exposed to the message.

© Copyright 2026 MIVA Open University. All Rights Reserved.

- **Frequency:** The number of times the audience encounters the message.
- **Engagement:** The level of interaction with the media content.

3. Media Mix Selection: the media mix refers to the combination of media channels used to communicate the brand message. Media selection is based on audience preferences, media consumption habits, and budget constraints. **According to Chaffey and Smith (2022), media channels can be categorised into:**

- **Traditional Media:** Television, radio, newspapers, magazines, and outdoor advertising.
- **Digital Media:** social media, search engine advertising, websites, mobile apps, and influencer marketing.
- **Owned Media:** Company websites, blogs, and email marketing campaigns.

4. Budget Allocation: Media planning requires an effective allocation of financial resources to maximise campaign impact. Marketers determine budget distribution based on media costs, campaign duration, and expected ROI (Kotler & Keller, 2022). **Budgeting methods include:**

- **Objective and Task Method:** Allocating funds based on campaign objectives.
- **Competitive Parity Method:** Matching competitors' spending levels.

© Copyright 2026 MIVA Open University. All Rights Reserved.

- **Percentage of Sales Method:** Allocating a percentage of projected revenue to advertising.

5. Media Scheduling and Timing: Media scheduling involves determining when and how often advertisements should appear. **According to Belch and Belch (2021), common scheduling strategies include:**

- **Continuity:** Running ads consistently throughout the campaign period.
- **Flighting:** Running ads intermittently, alternating between active and inactive periods.
- **Pulsing:** A mix of continuity and flighting, with continuous advertising supplemented by bursts of increased activity.

6. Performance Measurement and Optimisation: measuring the effectiveness of a media plan is essential for optimising future campaigns. Key performance indicators (KPIs) such as impressions, click-through rates (CTR), engagement rates, and conversion rates help assess campaign success (Leeflang et al., 2020). Advanced analytics tools, including Google Analytics and social media insights, provide real-time data for performance evaluation.

11.2.1. The Media Planning Process

A structured media planning process ensures that advertising efforts are strategic, targeted, and result-driven. According to Tuten and Solomon (2021), the media planning process involves the following steps:

© Copyright 2026 MIVA Open University. All Rights Reserved.

a. **Research and Market Analysis:** Conducting audience research, competitive analysis, and media consumption studies.
b. **Defining Media Objectives:** Establishing clear goals based on brand strategy.
c. **Selecting Media Channels:** Choosing platforms that best align with audience preferences and campaign objectives.
d. **Developing the Media Strategy:** Determining reach, frequency, and engagement levels.
e. **Allocating Budget and Scheduling:** Distributing funds across media platforms and scheduling ad placements.
f. **Executing the Plan:** Launching advertisements and monitoring real-time performance.
g. **Evaluating and Optimising:** Analysing campaign results and making necessary adjustments.

In-Text Question and Answer (ITQ and ITA)

ITQ 11.1: What are the three main categories of media channels used in media planning?

ITA 11.1: The three main categories of media channels used in media planning are traditional media (TV, radio, newspapers), digital media (social media, search engines), and owned media (company websites, blogs).

© Copyright 2026 MIVA Open University. All Rights Reserved.

11.3. Campaign Tracking Methods

In today's data-driven marketing landscape, tracking the performance of advertising campaigns is essential for measuring effectiveness, optimising strategies, and ensuring return on investment (ROI). Campaign tracking involves the systematic collection and analysis of key performance metrics to determine whether marketing efforts are meeting predefined objectives (Kotler & Keller, 2022).

Historically, campaign tracking relied on manual assessments such as customer surveys and sales reports. However, advancements in digital marketing have enabled real-time tracking through analytics tools, automation software, and artificial intelligence (Chaffey & Ellis-Chadwick, 2020). These technologies provide marketers with detailed insights into user behaviour, engagement levels, and conversion rates, facilitating data-driven decision-making.

This lesson explores key campaign tracking methods, including web analytics, UTM parameters, conversion tracking, A/B testing, social media analytics, and customer relationship management (CRM) tools.

11.3.1. Key Campaign Tracking Methods

1. **Web Analytics:** Web analytics tools track user interactions on websites, providing insights into visitor behaviour, traffic sources, and engagement patterns. Google Analytics, one of the most widely used tools, enables

© Copyright 2026 MIVA Open University. All Rights Reserved.

marketers to analyse key performance indicators (KPIs) such as page views, bounce rates, session durations, and traffic sources (Chaffey & Smith, 2022).

Benefits of Web Analytics:

a. Helps identify high-performing content and underperforming pages.
b. Tracks user journeys to optimise website navigation and user experience.
c. Measures the effectiveness of marketing campaigns by analysing traffic sources.

For instance, a company running a digital ad campaign can use Google Analytics to assess which ads drive the most traffic to its website and adjust its strategy accordingly.

2. **UTM Parameters:** UTM (Urchin Tracking Module) parameters are tags added to URLs to track the effectiveness of specific marketing campaigns. These parameters help marketers determine which platforms, advertisements, or links generate the most traffic and conversions (Belch & Belch, 2021).

Components of UTM Parameters:

a. **Source (utm_source):** Identifies where the traffic is coming from (e.g., Facebook, Google).
b. **Medium (utm_medium):** Specifies the marketing channel (e.g., email, social media, CPC).
c. **Campaign (utm_campaign):** Labels the specific campaign being tracked.

© Copyright 2026 MIVA Open University. All Rights Reserved.

d. **Content (utm_content):** Differentiates between multiple ads in the same campaign.
e. **Term (utm_term):** Tracks keywords for paid search campaigns.

For instance, a marketer running a LinkedIn campaign can use a UTM-tagged URL to track clicks and conversions from LinkedIn ads.

3. **Conversion Tracking:** Conversion tracking monitors user actions that align with business goals, such as purchases, sign-ups, or downloads. Platforms like Google Ads, Facebook Pixel, and LinkedIn Insight Tag allow advertisers to track specific conversion events (Leeflang et al., 2020).

Types of Conversions:

a. **Macro Conversions:** Direct revenue-generating actions (e.g., completing a purchase).
b. **Micro Conversions:** Smaller actions that indicate engagement (e.g., newsletter sign-ups, time spent on site).

For example, an e-commerce store can track how many users who clicked on a Facebook ad completed a purchase, helping marketers assess ad effectiveness.

4. **A/B Testing (Split Testing):** A/B testing involves comparing two or more variations of an ad, webpage, or email campaign to determine which performs better. This method helps marketers make data-driven decisions by analysing engagement and conversion rates (Tuten & Solomon, 2021).

© Copyright 2026 MIVA Open University. All Rights Reserved.

Steps in A/B Testing:

1. Identify the variable to test (e.g., ad copy, CTA button, landing page design).
2. Create two or more variations (A = Control, B = Variation).
3. Distribute traffic equally between the versions.
4. Analyse results to determine which variation performs better.

For instance, a company running an email marketing campaign may test two subject lines to see which one generates a higher open rate.

5. Social Media Analytics: Social media platforms provide built-in analytics tools that track engagement, reach, impressions, and audience demographics. These insights help marketers evaluate campaign performance and optimise social media strategies (Chaffey & Ellis-Chadwick, 2020).

Key Metrics in Social Media Analytics:

a. **Engagement Rate:** Measures likes, shares, comments, and interactions.
b. **Reach and Impressions:** Tracks how many users have seen the content.
c. **Click-Through Rate (CTR):** Indicates how many users clicked on the ad or post.
d. **Follower Growth:** Measures changes in audience size over time.

For example, a fashion brand running an Instagram campaign can use Instagram Insights to track how many users engaged with their posts and adjust their content strategy accordingly.

© Copyright 2026 MIVA Open University. All Rights Reserved.

6. Customer Relationship Management (CRM) Tools: CRM tools help businesses track and manage customer interactions across multiple touchpoints. Platforms like Salesforce, HubSpot, and Zoho CRM store customer data, track engagement history, and measure campaign effectiveness (Kotler & Keller, 2022).

Benefits of CRM in Campaign Tracking:

a. Provides insights into customer behaviour and preferences.
b. Helps personalise marketing efforts based on past interactions.
c. Tracks customer lifecycle and retention metrics.

For instance, a real estate company using HubSpot CRM can track how many leads from an email campaign convert into property buyers.

Interactive Activities

Activity 11.1 Peer-to-Peer Assessment

Instructions: In pairs, exchange your campaign execution plans and provide constructive feedback to your partner **using the following criteria:**

1. **Objective Clarity:** Do the campaign objectives follow SMART principles? Are they clearly aligned with marketing goals?
2. **Audience Targeting:** Has your partner clearly identified and segmented their target audience? Are the segments based on relevant demographics, behaviours, or psychographics?

© Copyright 2026 MIVA Open University. All Rights Reserved.

3. **Media Selection:** Are the chosen media channels appropriate for reaching the target audience? Is there a good balance between traditional and digital media, if applicable?
4. **Budget Allocation:** Is the budget distributed effectively across different campaign elements? Does the allocation reflect priorities?
5. **Performance Metrics:** Has your partner identified relevant KPIs to measure success? Are the tracking methods appropriate for the campaign objectives?

Activity 11.2 Critical Thinking Discussion Question.

Discussion Prompt: The study states that 'with the advent of digital marketing, campaign execution has become more complex. 'Critically analyse this statement by examining how digital marketing has both simplified and complicated campaign execution.

Activity 11.3 Puzzle

Unscramble these key terms from campaign execution and management:

1. DMAEI NIPNLGAN (Media Planning)
2. GETRTA CEIAUDNE (Target Audience)
3. FEERPMANCOR RISTMEC (Performance Metrics)
4. GDUEBT CAOLLIATON (Budget Allocation)
5. VERCOOSNIN GKACTNRI (Conversion Tracking)

© Copyright 2026 MIVA Open University. All Rights Reserved.

In-Text Question and Answer (ITQ and ITA)

ITQ 11.2: Name three campaign tracking methods mentioned in the document.

ITA: 11.2 Three campaign tracking methods mentioned are web analytics, UTM parameters, and conversion tracking.

Conclusion

Campaign execution and management have progressed from conventional media strategies to sophisticated, data-driven approaches that leverage multiple communication channels. The integration of digital tools and analytics has significantly enhanced the precision and efficiency of campaign planning, implementation, and evaluation. Effective campaign management necessitates well-defined objectives, a comprehensive understanding of target audiences, strategic media selection, and continuous performance assessment. Thus, contemporary campaign management is a structured process that synthesises creativity with data analytics to maximise impact and return on investment. As consumer touchpoints continue to multiply across emerging platforms, the ability to coordinate seamless cross-channel experiences will distinguish leading brands from their competitors. Organisations that foster agile team structures and invest in marketing automation are better positioned to respond to real-time market shifts without sacrificing strategic coherence. Furthermore, the growing emphasis on privacy-compliant data practices means that future campaign managers must balance personalisation with transparency and ethical

© Copyright 2026 MIVA Open University. All Rights Reserved.

stewardship. Ultimately, sustained success in campaign execution depends not merely on deploying the latest tools but on cultivating a culture of continuous learning, experimentation, and audience-centricity.

Summary

1. Effective campaign execution directly impacts marketing objectives by creating a structured approach to translate strategic plans into measurable outcomes like increased brand awareness, customer engagement, and sales growth.
2. Campaign execution has evolved from traditional media-focused approaches to integrated digital strategies, requiring marketers to adapt their planning to include social media, search engines, and programmatic advertising.
3. A successful campaign requires several key components, including clear objective setting, audience targeting, media planning, creative development, budget allocation, and timeline development.
4. Data-driven techniques such as audience segmentation, real-time analytics, and A/B testing are essential for optimising campaign performance and delivering personalised content to target audiences.
5. Key Performance Indicators (KPIs) like click-through rates, conversion rates, and engagement metrics are crucial for monitoring campaign effectiveness and making data-informed adjustments to improve results.

© Copyright 2026 MIVA Open University. All Rights Reserved.

Self-Assessment Questions and Answers (SAQs and SAAs)

SAQ 11.1: Explain how campaign execution contributes to achieving marketing objectives.

Answer: Campaign execution translates marketing strategies into actionable steps that directly impact objectives like brand awareness, customer engagement, and sales growth. Through systematic implementation across selected media channels, campaigns deliver measurable results that align with overall marketing goals and help businesses connect with their target audience.

SAQ 11.2: Describe how campaign execution has evolved from traditional to digital marketing.

Answer: Campaign execution has evolved from primarily using traditional channels like TV, radio, and print to incorporating complex digital strategies. Modern campaigns now leverage social media, search engines, programmatic advertising, and influencer partnerships, requiring a more data-driven approach focused on real-time analytics, audience segmentation, and performance optimisation.

SAQ 11.3: What are the key components of a structured campaign execution process?

Answer: Key components include defining clear objectives, identifying target audiences, crafting compelling messages, selecting appropriate media channels, allocating budgets effectively, implementing the campaign across

© Copyright 2026 MIVA Open University. All Rights Reserved.

platforms, monitoring performance metrics, making real-time adjustments, and evaluating final results against initial goals.

SAQ 11.4: How do data-driven techniques enhance campaign effectiveness?

Answer: Data-driven techniques enhance campaigns by enabling precise audience segmentation based on demographics, behaviours, and preferences. Real-time analytics allow marketers to track performance and make immediate adjustments, while A/B testing helps optimise content by comparing different versions to determine which performs better with the target audience.

SAQ 11.5: What role do Key Performance Indicators (KPIs) play in campaign management?

Answer: KPIs serve as measurable values that indicate how effectively a campaign is achieving its objectives. They help marketers monitor performance (through metrics like click-through rates and conversion rates), identify areas for improvement, make data-informed adjustments, and ultimately determine ROI by comparing campaign results against initial goals and investments.

Multiple-Choice Questions and Answers (MCQs and MCAs)

1. What is the first step in campaign execution according to the document?

A. Implementing the campaign
B. Defining campaign objectives
C. Selecting media channels

© Copyright 2026 MIVA Open University. All Rights Reserved.

D. Allocating budget

Answer: B) Defining campaign objectives

Explanation: According to section 11.1.1, defining campaign objectives is listed as the first key step in campaign execution. The study states that 'establishing clear and measurable objectives is the foundation of a successful campaign' and that objectives should be SMART (specific, measurable, achievable, relevant, and time-bound).

2. Which of the following is NOT categorised as a type of media channel in media planning?

A. Traditional media
B. Digital media
C. Owned media
D. Earned media

Answer: **D)** Earned media

Explanation: In section 11.2, the study specifically mentions three categories of media channels: traditional media (TV, radio, newspapers), digital media (social media, search engines), and owned media (company websites, blogs). Earned media is not mentioned as a separate category in the document.

3. Which campaign tracking method involves comparing two variations of an ad to determine which performs better?

© Copyright 2026 MIVA Open University. All Rights Reserved.

A. UTM Parameters
B. Web Analytics
C. A/B Testing
D. Conversion Tracking

Answer: C) A/B Testing

Explanation: According to section 11.3.1, A/B testing (also called split testing) 'involves comparing two or more variations of an ad, webpage, or email campaign to determine which performs better' and helps marketers make data-driven decisions.

4. What scheduling strategy involves running ads intermittently, alternating between active and inactive periods?

A. Continuity
B. Flighting
C. Pulsing
D. Segmentation

Answer: B) Flighting

Explanation: In section 11.2, the document states that flighting is a scheduling strategy that involves 'running ads intermittently, alternating between active and inactive periods', while continuity means running ads consistently and pulsing is a mix of both approaches.

© Copyright 2026 MIVA Open University. All Rights Reserved.

5. Which of the following is described as a macro conversion in the document?

A. Newsletter sign-ups
B. Time spent on site
C. Completing a purchase
D. Watching a video

Answer: **C)** Completing a purchase

Explanation: In section 11.3.1 under Conversion Tracking, macro conversions are defined as 'direct revenue-generating actions (e.g., completing a purchase)', while smaller engagement actions like newsletter sign-ups are classified as micro conversions.

Tutor Marked Assessments (TMAs)

1. Analyse a recent advertising campaign of your choice. Identify its objectives, target audience, and media channels used, and evaluate how effectively the campaign was executed.
2. Create a simple media plan for a fictional product launch. Include target audience description, media channel selection, budget allocation approach, and scheduling strategy.
3. Compare and contrast traditional and digital media planning approaches. Discuss the advantages and limitations of each approach in reaching modern consumers.

© Copyright 2026 MIVA Open University. All Rights Reserved.

4. Select two campaign tracking methods discussed in the document and explain how marketers can use them to optimise campaign performance with specific examples.
5. Develop a basic framework for evaluating campaign effectiveness using relevant KPIs. Explain how these metrics connect to overall marketing objectives.

Next steps: in the next study session, we will examine portfolio development and professional practice, focusing on key aspects of advertising copywriting. The discussion will cover building a compelling copywriting portfolio, adhering to professional ethics in advertising, and exploring career opportunities in the field.

© Copyright 2026 MIVA Open University. All Rights Reserved.

Study Session Twelve:

Portfolio Development and Professional Practice

© Copyright 2026 MIVA Open University. All Rights Reserved.

Introduction

In the competitive field of advertising copywriting, a well-structured portfolio and adherence to professional ethics are essential for career advancement. As the advertising industry evolves with digital media and data-driven strategies, professionals must continuously refine their skills and maintain ethical standards to establish credibility and marketability (Belch & Belch, 2021). A strong portfolio showcases an individual's expertise, creativity, and versatility, while ethical considerations ensure responsible communication that upholds consumer trust and industry integrity.

This session explores key aspects of portfolio development and professional practice in advertising copywriting. It examines strategies for building a compelling copywriting portfolio, the importance of ethical standards in advertising, and various career opportunities available in the field.

Learning Outcomes for Study Session 12

When you have studied this session, you should be able to:

12.1. Develop a professional copywriting portfolio that effectively showcases their skills and creativity.

12.2. Analyse the role of ethical standards in advertising and their impact on industry credibility.

12.3. Evaluate different career opportunities available in advertising copywriting.

© Copyright 2026 MIVA Open University. All Rights Reserved.

12.4. Apply best practices in portfolio presentation to attract potential employers or clients.

12.5. Demonstrate an understanding of professional ethics in advertising through case studies and real-world examples.

© Copyright 2026 MIVA Open University. All Rights Reserved.

12.1. Building a Copywriting Portfolio

A copywriting portfolio is a curated collection of work samples that demonstrates a writer's skills, creativity, and expertise in crafting persuasive content. In today's competitive advertising and digital marketing landscape, a well-structured portfolio is essential for securing job opportunities, freelance projects, and client engagements (Wray, 2021). A strong portfolio not only highlights writing abilities but also showcases an individual's understanding of branding, target audiences, and strategic messaging.



Figure 12.1: Sample of a Copywriting Portfolio

© Copyright 2026 MIVA Open University. All Rights Reserved.

12.1.1. Key Elements of a Copywriting Portfolio.

To create an effective portfolio, copywriters must include diverse samples that illustrate their versatility and proficiency. **Essential components include:**

1. **Professional Introduction**: A brief bio outlining skills, experience, and specialisation areas (Morrison, 2020).
2. **Diverse Writing Samples**: A selection of work across different industries and formats, including print ads, social media content, website copy, and email campaigns (Kendrick, 2019).
3. **Case Studies**: Demonstrating the impact of previous work by showcasing metrics such as engagement rates and conversion improvements (Landa, 2021).
4. **Testimonials and References**: Endorsements from satisfied clients or employers to add credibility (Smith, 2022).
5. **Personal Branding**: A unique presentation style that reflects the copywriter's voice and creativity (Belch & Belch, 2020).

12.1.2. Steps to Building an Effective Copywriting Portfolio

A strategic approach is crucial when compiling a compelling portfolio. **The following steps outline an effective process:**

1. **Select High-Quality Work Samples**: Copywriters should choose their best work that reflects their expertise and aligns with the type of clients or

© Copyright 2026 MIVA Open University. All Rights Reserved.

employers they seek (McKee, 2018). Work should be diverse, ranging from social media ads to long-form blog content.

2. **Create Spec Ads if Necessary**: New copywriters or those transitioning into the field may lack client work. Creating speculative (spec) ads or rewriting existing advertisements can help demonstrate skill and creativity (Sugarman, 2021).
3. **Organise Content for Clarity and Impact**: Arranging work in a logical, visually appealing manner enhances readability and professionalism. Including brief descriptions of the objectives and results achieved for each piece strengthens credibility (Ogilvy, 2019).
4. **Leverage Digital Platforms**: In the digital age, copywriters should maintain an online portfolio through personal websites or platforms like Behance, LinkedIn, or Contently (Rowles, 2020). A well-optimised digital portfolio increases visibility and accessibility.
5. **Keep the Portfolio Updated**: Regularly refreshing content with new projects, testimonials, and results ensures relevance and competitiveness in the job market (Duffy, 2022).

12.1.3. Importance of a Strong Copywriting Portfolio

A well-developed portfolio serves multiple purposes, including:

a. **Showcasing Expertise**: Demonstrates the ability to write persuasive, engaging, and brand-consistent content (Heath & Heath, 2017).

© Copyright 2026 MIVA Open University. All Rights Reserved.

b. **Building Credibility**: Provides tangible proof of skills, making it easier to attract clients and employers (Schultz & Schultz, 2020).
c. **Enhancing Professional Growth**: Encourages continuous improvement by tracking past work and refining writing styles (Kotler & Keller, 2022).

Copywriter Portfolio Sample

Luke Ikyaator

About Me

I'm a passionate copywriter with a knack for crafting compelling, engaging, and results-driven content. With experience in advertising, digital marketing, and brand storytelling, I specialise in creating persuasive messages that resonate with diverse audiences.

Portfolio Highlights

1. Advertising Campaigns

Project: 'Pulse Energy – Unleash Your Potential'

- **Client**: Pulse Energy Drink
- **Objective**: Increase brand awareness among young professionals and students.

© Copyright 2026 MIVA Open University. All Rights Reserved.

- **Deliverables**:

- TV commercial script (storyboard format).
- Social media ad captions:
  - *'Fuel your focus. Unleash your potential with every sip of Pulse Energy!'*
  - *'From sunrise to success—Pulse Energy has your back.'*
  - Tagline: *'Power in Every Sip.'*

---

2. Website Copy

Project: MIVA Open University Admissions

- **Client**: MIVA Open University
- **Objective**: Promote MIVA Open University's online degree programmes and attract new students.
- **Sample**:
  - **Hero Section**:

    'Your Future, Your Terms. Earn a globally recognised degree from anywhere in Nigeria. Flexible, affordable, and 100% online.'
  - **Call to Action**:

    'Apply now and start your journey with MIVA Open University today!'

---

3. Social Media Copy

© Copyright 2026 MIVA Open University. All Rights Reserved.

Project: NaijaBites—A Nigerian Food Delivery App

- **Objective**: Increase user engagement and drive app downloads.
- **Examples**:
  - *'Craving suya at midnight? We've got you covered. NaijaBites delivers your favourite Nigerian dishes anytime, anywhere. Download now!'*
  - *'Pounded yam. Egusi soup. Delivered fresh. Your taste of home is just a tap away!*

---

4. Blog Writing

Project: Brand Blog for FitFlow (Fitness Brand)

- **Title**: *'5 Quick Workouts to Boost Energy Before Work'*
- **Excerpt**:

  'We get it—you're busy. But staying energised doesn't mean spending hours at the gym. These 5 quick workouts will have you powered up and ready to take on the day in just 15 minutes!'

---

5. Email Marketing

Project: E-commerce Newsletter for LuxeSkin Beauty Products

© Copyright 2026 MIVA Open University. All Rights Reserved.

- **Campaign Title**: *'Glow-Up Season Sale – 20% Off All Products!'*
- **Sample Email Copy**:
  - **Subject Line**: *'Your Glow-Up Starts Here ✨'*
  - **Body**:

    'Hey Gorgeous,
    ready to turn heads? Shop our Glow-Up Season Sale and enjoy 20% off our best-selling skincare products. From serums to moisturisers, we've got everything you need for radiant, flawless skin.
    Hurry—sale ends Sunday!'
  - **CTA**: *'Shop Now.'*

---

6. Scripts

Project: Radio Ad for EasyPay Microloans

- **Client**: EasyPay Nigeria
- **Script Excerpt**:
  - **Opening**:

    [Upbeat jingle playing]
    'Need cash fast? With EasyPay Microloans, your dreams are just a click away!'
  - **CTA**:

    'Visit EasyPay.com.ng today and get approved in minutes. EasyPay—making life easier!'

© Copyright 2026 MIVA Open University. All Rights Reserved.

Contact

- **Email**: Luke.Ikyaator@example.com
- **Phone**: +234 XXX XXX XXXX
- **Portfolio Website**: www.LukeIkyaatorWrites.com
- **LinkedIn**: linkedin.com/in/Lukeikyaator

In-Text Questions and Answers (ITQs and ITAs)

ITQ 12.1: What are the five key elements of an effective copywriting portfolio as outlined in the study material?

ITA 12.1: The five key elements are professional introduction, diverse writing samples, case studies, testimonials and references, and personal branding.

12.2. Professional Ethics in Advertising

Advertising plays a crucial role in shaping consumer perceptions, influencing purchasing decisions, and driving brand success. However, the power of advertising comes with ethical responsibilities to ensure fairness, truthfulness, and social responsibility (Drumwright & Murphy, 2019). Ethical advertising practices help maintain public trust, protect consumers from misleading information, and uphold industry credibility. This lesson explores the key ethical principles in advertising, the role of regulatory bodies, and the consequences of unethical advertising.

© Copyright 2026 MIVA Open University. All Rights Reserved.

12.2.1. Key Ethical Principles in Advertising

1. **Truthfulness and Honesty**: Advertisements should present truthful and accurate information about products and services. Misleading claims, deceptive pricing, and false endorsements can damage consumer trust and lead to legal consequences (Federal Trade Commission [FTC], 2022).
2. **Transparency and Disclosure**: Advertisers must disclose relevant information, such as sponsorships, endorsements, and product affiliations. For example, influencer marketing requires clear disclosure when content is sponsored or paid for (Kapitan & Silvera, 2018).
3. **Social Responsibility**: Ethical advertising promotes socially responsible messaging and avoids content that encourages harmful behaviours, such as promoting unhealthy lifestyles, excessive consumerism, or discrimination (Hyman et al., 2020).
4. **Fair Competition**: Ethical advertising ensures fair competition by avoiding false comparative claims, defamation, or attacks on competitors (Kotler et al., 2021). Comparative advertising should be based on factual and verifiable data.
5. **Respect for Consumer Privacy**: With the rise of digital advertising, consumer data protection is a major ethical concern. Advertisers must comply with data privacy regulations such as the General Data Protection Regulation (GDPR) and ensure ethical handling of personal information (Shah, 2021).

© Copyright 2026 MIVA Open University. All Rights Reserved.

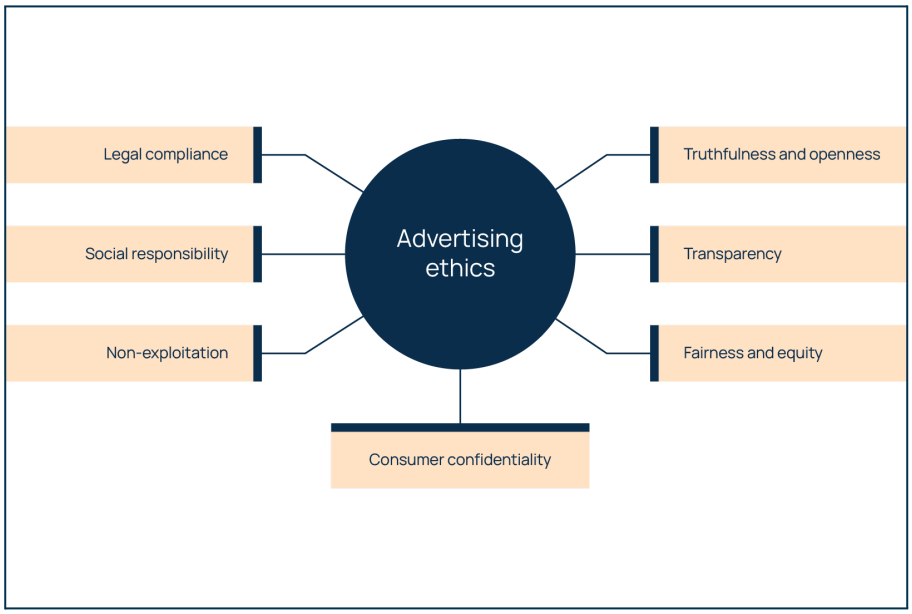

Figure 12.2: Ethical Principles in Advertising

12.2.2. Regulatory Frameworks and Industry Guidelines

Several organisations regulate and provide ethical guidelines for advertising at both global and national levels:

International Regulatory Bodies

- **Federal Trade Commission (FTC)—Enforces** truth-in-advertising laws in the United States, ensuring that advertisements are not deceptive or misleading (FTC, 2022).
- **Advertising Standards Authority (ASA)—Regulates** advertising in the UK, ensuring that ads are legal, decent, honest, and truthful.

© Copyright 2026 MIVA Open University. All Rights Reserved.

- **American Marketing Association (AMA) Code of Ethics** – Provides professional guidelines for ethical advertising and marketing, emphasising transparency, fairness, and consumer respect.
- **International Chamber of Commerce (ICC) Advertising and Marketing Code—Sets** global advertising standards, promoting fair competition, consumer protection, and ethical business practices.

Nigerian Regulatory Frameworks

- **Advertising Regulatory Council of Nigeria (ARCON)** – Formerly the Advertising Practitioners Council of Nigeria (APCON), ARCON is the primary regulatory body overseeing advertising practices in Nigeria. It ensures compliance with ethical and legal advertising standards while promoting responsible marketing communications (ARCON, 2022).
- **National Broadcasting Commission (NBC)—Regulates** broadcast advertising to ensure that content aired on radio and television aligns with ethical and cultural norms, preventing misleading or harmful messages (NBC, 2022).
- **Nigerian Communications Commission (NCC)**—Oversees digital and telecommunication advertisements, ensuring that service providers adhere to transparency and consumer protection regulations (NCC, 2022).
- **Consumer Protection Council (CPC) [Now Federal Competition and Consumer Protection Commission (FCCPC)]** – Protects consumers from false or misleading advertisements, ensuring that businesses engage in

© Copyright 2026 MIVA Open University. All Rights Reserved.

ethical marketing practices that do not exploit or deceive consumers (FCCPC, 2022).

12.2.3. Consequences of Unethical Advertising

Unethical advertising can lead to the following:

a. **Legal penalties**, including fines and lawsuits (Laczniak & Murphy, 2019).
b. **Loss of consumer trust**, resulting in brand damage and reduced sales.
c. **Regulatory actions**, such as product bans or required corrective advertising.
d. **Negative social impact**, including promoting unhealthy behaviours or reinforcing harmful stereotypes.

Interactive Activities

Activity 12.1. Poll and Survey

Poll: Career Interests in Copywriting

Which of these copywriting career paths interests you most?

- Agency Copywriter
- In-House Copywriter
- Digital Content Strategist
- Social Media Copywriter
- UX Copywriter
- Freelance Copywriter

© Copyright 2026 MIVA Open University. All Rights Reserved.

- Technical Copywriter
- Direct Response Copywriter
- Public Relations Copywriter
- Broadcast/Script Copywriter

Activity 12.2. Timed Reflection Question (10 minutes)

Consider the ethical principles discussed in this study session. Reflect on an advertisement you've recently encountered that you believe raises ethical concerns. Analyse it according to the ethical principles of truthfulness, transparency, social responsibility, fair competition, and respect for consumer privacy. What specific ethical issues does it present? How might it affect consumer trust?

Activity 12.3 Puzzle.

Copywriting Career Word Scramble

Unscramble these terms related to copywriting careers from Study Session 12:

1. GAENCY (Career where you work with multiple clients)
2. SEHOUIN (Career where you work for one company)
3. ILADIGT (Type of content strategist mentioned)
4. RELANCEFE (Independent copywriting work)
5. CATEHNILC (specialised copywriter for complex industries)

© Copyright 2026 MIVA Open University. All Rights Reserved.

Answers:

1. AGENCY (Agency Copywriter)
2. INHOUSE (In-House Copywriter)
3. DIGITAL (Digital Content Strategist)
4. FREELANCE (Freelance Copywriter)
5. TECHNICAL (Technical Copywriter)

In-Text Questions and Answers (ITQs and ITAs)

ITQ 12.2: Name three key ethical principles in advertising mentioned in the study.

ITA 12.2: Truthfulness and Honesty, Transparency and Disclosure, and Social Responsibility.

12.3. Career Opportunities in Advertising Copywriting

Advertising copywriting plays a crucial role in marketing and brand communication, requiring professionals to craft compelling messages that influence consumer behaviour (Armstrong et al., 2022). With the rise of digital media, the demand for skilled copywriters has expanded across various industries, offering numerous career paths. This lesson explores key career opportunities available in advertising copywriting, highlighting the skills and competencies needed for success.

1. Agency Copywriter.

© Copyright 2026 MIVA Open University. All Rights Reserved.

Agency copywriters work in advertising agencies, creating ad content for multiple clients. Their responsibilities include brainstorming creative concepts, writing ad scripts, and developing slogans for campaigns. They collaborate with art directors and marketing strategists to ensure consistency in brand messaging (Belch & Belch, 2021).

2. In-House Copywriter.

Unlike agency copywriters, in-house copywriters work for a single company, focusing on developing brand-specific content. They create marketing materials such as website copy, product descriptions, and social media ads, ensuring brand consistency across all communications (Kotler & Keller, 2022).

3. Digital Content Strategist.

A digital content strategist blends copywriting with content marketing to develop engaging online materials such as blogs, email campaigns, and social media posts. This role requires expertise in SEO (Search Engine Optimisation) and audience engagement techniques to drive traffic and conversions (Tuten & Solomon, 2020).

4. Social Media Copywriter.

Social media copywriters specialise in creating short-form, engaging content tailored for platforms like Facebook, Instagram, Twitter, and LinkedIn. Their work includes crafting captions, social media ads, and interactive posts that align with brand voice and audience preferences (Kaplan & Haenlein, 2021).

© Copyright 2026 MIVA Open University. All Rights Reserved.

5. UX (User Experience) Copywriter.

UX copywriters focus on crafting user-friendly content for websites, mobile apps, and digital platforms. Their goal is to enhance user experience through clear, concise, and persuasive copy that guides users through online interactions, such as call-to-action buttons, product descriptions, and error messages (Nielsen, 2021).

6. Freelance Copywriter.

Freelance copywriters work independently, offering services to multiple clients across different industries. This role provides flexibility and opportunities to work on various projects, such as advertising campaigns, website content, and brand storytelling (Godin, 2020).

7. Direct Response Copywriter

Direct response copywriters create persuasive sales copy designed to elicit immediate action, such as purchasing a product or signing up for a service. This includes writing landing pages, sales emails, and infomercials that use strong calls to action (Sugarman, 2020).

8. Technical Copywriter

Technical copywriters specialise in producing content for complex industries such as technology, healthcare, and finance. Their work includes writing white

© Copyright 2026 MIVA Open University. All Rights Reserved.

papers, instructional guides, and product manuals, translating technical jargon into easily understandable language (Hartley, 2022).

9. Public Relations (PR) Copywriter

PR copywriters develop press releases, media statements, and corporate communications that shape public perception. They work with PR firms, government agencies, and corporations to manage brand reputation (Wilcox et al., 2021).

10. Broadcast and Script Copywriter

Broadcast copywriters create scripts for TV and radio commercials. They focus on crafting concise, engaging messages that capture audience attention within short timeframes (Moriarty et al., 2021).

12.3.1 Essential Skills for a Career in Copywriting.

To excel in advertising copywriting, professionals must master a combination of creative, analytical, and technical skills. Effective copywriters not only craft compelling messages but also understand consumer psychology, digital trends, and the nuances of various media platforms. Below are key skills essential for success in this field:

1. Creativity

Creativity is at the core of effective copywriting. A skilled copywriter must be able to generate fresh, engaging, and original content that captures attention

© Copyright 2026 MIVA Open University. All Rights Reserved.

and resonates with the target audience. Creativity involves thinking outside the box, using storytelling techniques, and crafting unique brand voices to make messages stand out in a crowded marketplace (Sugarman, 2020). Whether it's writing a catchy slogan, an engaging social media post, or a persuasive sales email, creativity ensures that the copy remains compelling and memorable.

2. Research Skills

A successful copywriter must be adept at conducting thorough research to understand market trends, target audience preferences, consumer psychology, and competitor strategies. Research helps in crafting messages that align with consumer needs and expectations while ensuring factual accuracy (Kotler & Keller, 2022). Copywriters must also stay updated with industry developments and emerging trends to create relevant and impactful content. This skill is particularly crucial for technical, medical, or financial copywriting, where accuracy and credibility are paramount.

3. SEO Knowledge

In today's digital landscape, copywriters must understand the fundamentals of Search Engine Optimisation (SEO). Writing content optimised for search engines enhances visibility and ensures that the brand reaches its target audience online (Tuten & Solomon, 2020). SEO involves using relevant keywords, structuring content effectively, writing meta descriptions, and optimising headlines for better ranking on search engines like Google. Mastering SEO enables copywriters

© Copyright 2026 MIVA Open University. All Rights Reserved.

to create content that is not only engaging but also discoverable by potential customers.

4. Adaptability

The ability to adjust writing styles for different media platforms is essential in modern copywriting. A copywriter may need to write in a formal tone for corporate websites, an informal and engaging tone for social media, or a persuasive tone for sales emails. Understanding the nuances of various platforms—such as print, digital, social media, and video scripts—ensures that messages are delivered effectively (Belch & Belch, 2021). Adaptability also extends to working with diverse clients, adjusting to different brand voices, and responding to changing consumer preferences.

5. Persuasive Writing

At its core, advertising copywriting is about persuasion—encouraging the audience to take a specific action, whether it's making a purchase, signing up for a service, or engaging with a brand. Persuasive writing involves using strong calls to action (CTAs), emotional appeals, logical reasoning, and credibility to influence consumer decisions (Armstrong et al., 2022). Copywriters must craft messages that evoke emotions, establish trust, and highlight the benefits of a product or service in a way that convinces the audience to act.

© Copyright 2026 MIVA Open University. All Rights Reserved.

Conclusion

The development of creative skills and adherence to ethical responsibility are fundamental for individuals pursuing careers in advertising copywriting. This underscores that sustained success in the field requires a combination of technical expertise and a strong commitment to professional integrity.

Furthermore, as you advance in your career, remember that a portfolio is a living document that must evolve alongside your growing expertise. Continually refining your ethical compass and professional standards is as crucial as honing your technical writing abilities, ensuring that your work not only achieves commercial success but also contributes positively to the broader advertising landscape.

Summary

1. A well-structured copywriting portfolio should showcase versatility through diverse writing samples, case studies demonstrating impact, and professional presentation that reflects your unique voice and creativity.
2. Ethical advertising relies on key principles, including truthfulness, transparency, social responsibility, fair competition, and respect for consumer privacy, all enforced by regulatory bodies like ARCON in Nigeria.
3. The advertising copywriting field offers diverse career opportunities including agency copywriter, in-house copywriter, digital content strategist, social media copywriter, and freelance copywriter, each requiring specific skill sets.

© Copyright 2026 MIVA Open University. All Rights Reserved.

4. Effective portfolio presentation requires strategic organisation of high-quality work samples and creation of spec ads when necessary, leveraging digital platforms and regular updates to maintain relevance in the competitive job market.
5. Understanding professional ethics in advertising involves recognising the consequences of unethical practices, which can include legal penalties, loss of consumer trust, regulatory actions, and negative social impact.

Self-Assessment Questions and Answers (SAQs and SAAs).

SAQ 12.1: Describe three steps to building an effective copywriting portfolio.

Answer: Three steps to building an effective copywriting portfolio include selecting high-quality work samples that demonstrate expertise, creating spec ads if necessary to showcase skills, and organising content in a logical and visually appealing manner with brief descriptions of objectives and results achieved.

SAQ 12.2: Explain how regulatory bodies help maintain ethical standards in advertising.

Answer: Regulatory bodies maintain ethical standards by enforcing truth-in-advertising laws, ensuring advertisements are legal and honest, providing professional guidelines, and imposing penalties for violations. In Nigeria, ARCON (formerly APCON) serves as the primary regulatory body

© Copyright 2026 MIVA Open University. All Rights Reserved.

overseeing advertising practices to ensure compliance with ethical and legal standards.

SAQ 12.3: What are the key differences between an agency copywriter and an in-house copywriter?

Answer: Agency copywriters work for advertising agencies creating content for multiple clients across various industries, while in-house copywriters work for a single company, focusing on developing brand-specific content to ensure consistency across all communications.

SAQ 12.4: Why is it important to keep your copywriting portfolio updated?

Answer: Keeping a portfolio updated with new projects, testimonials, and results ensures relevance and competitiveness in the job market, demonstrates ongoing skill development, and provides current examples of work that reflect evolving industry trends and personal growth.

SAQ 12.5: Identify and explain two potential consequences of unethical advertising.

Answer: Two consequences of unethical advertising include legal penalties (fines and lawsuits) and loss of consumer trust, resulting in brand damage and reduced sales. Unethical practices can also lead to regulatory actions and negative social impact.

© Copyright 2026 MIVA Open University. All Rights Reserved.

Multiple-Choice Questions and Answers (MCQs and MCAs)

1. Which of the following is NOT listed as a key element of a copywriting portfolio? A) Professional Introduction

A. Diverse Writing Samples
B. Academic Qualifications
C. Case Studies
D. Testimonials and References

Answer: C) Academic Qualifications

Explanation: According to section 12.1.1 of the study material, the key elements of a copywriting portfolio include a professional introduction, diverse writing samples, case studies, testimonials and references, and personal branding. Academic qualifications are not specifically listed as a key element.

2. Which ethical principle in advertising emphasises the need to clearly disclose sponsorships and endorsements?

A. Social Responsibility
B. Transparency and Disclosure
C. Fair Competition
D. Truthfulness and Honesty
E. Respect for Consumer Privacy

Answer: B) Transparency and Disclosure

© Copyright 2026 MIVA Open University. All Rights Reserved.

Explanation: Section 12.2.1 states that under Transparency and Disclosure, 'advertisers must disclose relevant information, such as sponsorships, endorsements, and product affiliations.'

3. Which of the following copywriting careers focuses on creating short-form content for platforms like Facebook and Instagram?

A. Technical Copywriter
B. UX Copywriter
C. Social Media Copywriter
D. Direct Response Copywriter
E. Broadcast Copywriter

Answer: C) Social Media Copywriter

Explanation: According to section 12.3, social media copywriters 'specialise in creating short-form, engaging content tailored for platforms like Facebook, Instagram, Twitter, and LinkedIn. '

4. What is the primary purpose of including case studies in a copywriting portfolio?

A. To demonstrate academic knowledge
B. To show the impact of previous work
C. To explain the copywriter's personal background
D. To list professional qualifications
E. To showcase graphic design skills

© Copyright 2026 MIVA Open University. All Rights Reserved.

Answer: B) To show the impact of previous work

Explanation: Section 12.1.1 states that case studies are for 'demonstrating the impact of previous work by showcasing metrics such as engagement rates and conversion improvements.'

5. Which of the following is the primary regulatory body overseeing advertising practices in Nigeria?

A. National Broadcasting Commission (NBC)
B. Advertising Regulatory Council of Nigeria (ARCON)
C. Nigerian Communications Commission (NCC)
D. Federal Competition and Consumer Protection Commission (FCCPC)
E. International Chamber of Commerce (ICC)

Answer: B) Advertising Regulatory Council of Nigeria (ARCON)

Explanation: Section 12.2.2 states that ARCON (formerly APCON) 'is the primary regulatory body overseeing advertising practices in Nigeria.'

Tutor Marked Assessments (TMAs)

1. Create a professional introduction for your copywriting portfolio that outlines your skills, experience, and areas of specialisation.
2. Analyse a recent advertisement of your choice and evaluate its adherence to the ethical principles discussed in the study material. Identify any ethical concerns and suggest improvements.

© Copyright 2026 MIVA Open University. All Rights Reserved.

3. Research and write a one-page report on one of the career opportunities in advertising copywriting discussed in the study material. Include the required skills, responsibilities, and potential career growth.
4. Design a simple layout for your copywriting portfolio that includes sections for all the key elements discussed in the study material. Explain your organisational choices and how they contribute to portfolio effectiveness.
5. Select an advertisement that you believe violates ethical standards and analyse it using the ethical principles discussed in the study material.
6. Explain how the advertisement could be redesigned to maintain its persuasive impact while adhering to ethical standards.

References/Further reading

Aaker, D. A. (2011). Strategic market management (10th ed.). Wiley.

Adams, J. (2020). The power of persuasive advertising: Strategies for modern copywriters. Marketing Press.

Altstiel, T., & Grow, J. (2022). Advertising creative: Strategy, copy, and design (5th ed.). SAGE Publications.

Arens, W. F., Weigold, M. F., & Arens, C. (2019). Contemporary advertising and integrated marketing communications (16th ed.). Pearson.

Armstrong, G., & Kotler, P. (2020). Marketing: An introduction (14th ed.). Pearson.

© Copyright 2026 MIVA Open University. All Rights Reserved.

Armstrong, G., Kotler, P., Harker, M., & Brennan, R. (2022). Marketing: An introduction (15th ed.). Pearson.

Batra, R., & Keller, K. L. (2016). Integrating marketing communications: New findings, new lessons, and new ideas. Journal of Marketing, 80(6), 122–145.

Belch, G. E., & Belch, M. A. (2021). Advertising and promotion: An integrated marketing communications perspective (12th ed.). McGraw-Hill.

Berger, J. (2013). Contagious: Why things catch on. Simon & Schuster.

Block, B. (2020). The visual story: Creating the visual structure of film, TV, and digital media (3rd ed.). Routledge.

Bly, R. W. (2018). The copywriter's handbook: A step-by-step guide to writing copy that sells. St. Martin's Press.

Chaffey, D., & Ellis-Chadwick, F. (2022). Digital marketing: Strategy, implementation, and practice (8th ed.). Pearson.

Chaffey, D., & Smith, P. (2022). Digital marketing excellence: Planning, optimising and integrating online marketing (6th ed.). Routledge.

Clarke, P. (2019). SEO copywriting: How to write content that ranks and converts. Digital Marketing Publishers.

Cook, S. (2021). Social media advertising: How to create engaging content that converts. Social Media Strategies Press.

© Copyright 2026 MIVA Open University. All Rights Reserved.

Duarte, N. (2012). Resonate: Present visual stories that transform audiences. Wiley.

Field, S. (2018). Screenplay: The foundations of screenwriting. Delta.

Gillin, P., & Schwartzman, E. (2020). The new influencers: A marketer's guide to the new social media. Quill Driver Books.

Godin, S. (2020). This is marketing: You can't be seen until you learn to see. Portfolio.

Hansen, M. (2020). Digital advertising strategies: The future of marketing in a digital world. Tech Media Press.

Hartley, J. (2022). The art of technical writing: Communicating complex information clearly. Wiley.

Heath, C., & Heath, D. (2017). Made to stick: Why some ideas survive and others die. Random House.

Heath, C., & Heath, D. (2017). The power of moments: Why certain experiences have extraordinary impact. Simon & Schuster.

Heath, R. (2012). Seducing the subconscious: The psychology of emotional influence in advertising. Wiley.

Hendrix, J. (2019). Advertising strategies for radio and television: Writing effective scripts for broadcast media. Broadcast Media Publications.

© Copyright 2026 MIVA Open University. All Rights Reserved.

Kaplan, A. M., & Haenlein, M. (2021). Social media: Back to the roots and back to the future. Journal of Business Horizons.

Kawasaki, G. (2005). The art of the start: The time-tested, battle-hardened guide for anyone starting anything. Penguin.

Keller, K. L. (2013). Strategic brand management: Building, measuring, and managing brand equity (4th ed.). Pearson.

Kotler, P., & Keller, K. L. (2019). Marketing management (15th ed.). Pearson.

Kotler, P., & Keller, K. L. (2022). Marketing management (16th ed.). Pearson.

Landa, R. (2021). Advertising by design: Generating and designing creative ideas across media (4th ed.). Wiley.

Landa, R. (2021). Graphic design solutions (6th ed.). Cengage Learning.

Lupton, E., & Phillips, J. (2015). Graphic design: The new basics (2nd ed.). Princeton Architectural Press.

Moriarty, S., Mitchell, N., & Wells, W. (2021). Advertising principles and practice (12th ed.). Pearson.

Percy, L., & Rosenbaum-Elliott, R. (2016). Strategic advertising management (5th ed.). Oxford University Press.

Rabiger, M., & Hurbis-Cherrier, M. (2021). Directing: Film techniques and aesthetics (7th ed.). Routledge.

© Copyright 2026 MIVA Open University. All Rights Reserved.

Samara, T. (2017). Making and breaking the grid: A graphic design layout workshop (2nd ed.). Rockport Publishers.

Schroeder, J. E. (2017). Visual culture and branding: Theories and cases. Routledge.

Solomon, M. R. (2021). Consumer behaviour: Buying, having, and being (14th ed.). Pearson.

Stafford, M. R., & Faber, R. J. (2005). Advertising, promotion, and the new media. M.E. Sharpe.

Tuten, T., & Solomon, M. R. (2020). Social media marketing (3rd ed.). SAGE Publications.

Wheeler, A. (2020). Designing brand identity: An essential guide for the whole branding team (5th ed.). Wiley.

Glossary of Terms

A/B Testing: A marketing experiment that compares two versions of an advertisement, webpage, or email campaign to determine which performs better.

Advertising Copywriting: The art of writing persuasive text for advertisements, with the goal of promoting a product, service, or brand.

Body Copy: The main text of an advertisement that provides detailed information and persuades the reader.

© Copyright 2026 MIVA Open University. All Rights Reserved.

Bounce Rate: The percentage of users who visit a webpage and leave without interacting further, often used to measure ad relevance.

Brand Awareness: The extent to which consumers are familiar with the qualities or image of a particular brand.

Brand Identity: The visible elements of a brand, such as colour, design, and logo, that distinguish it from competitors.

Call To Action (CTA): A prompt in advertising copy that encourages immediate action, such as 'Buy Now' or 'Sign Up Today'.

Case Study: A detailed analysis of a past advertising campaign showcasing the results and effectiveness of a marketing strategy.

Consumer Behaviour: The study of how people select, purchase, use, and dispose of goods, services, and ideas, influencing purchasing decisions.

Conversion Rate: The percentage of users who complete a desired action (e.g., making a purchase) after clicking on an ad.

Copywriting Portfolio: A collection of a copywriter's work samples demonstrating their writing skills and advertising expertise.

Creative Brief: A document outlining the strategy, objectives, and messaging of an advertising campaign for designers and copywriters.

© Copyright 2026 MIVA Open University. All Rights Reserved.

Digital Marketing: The promotion of brands, products, or services through digital channels such as search engines, social media, and websites.

Emotional Appeal: A copywriting technique that uses emotions such as happiness, fear, or nostalgia to persuade consumers.

Engagement Rate: A metric measuring how users interact with digital ads, including likes, shares, and comments.

Ethos: A persuasive technique that uses the credibility, character, and ethics of the brand or speaker to persuade the audience.

Focus Group: A research method involving a small group of people who discuss their opinions and perceptions regarding a product or advertising campaign.

Inbound Marketing: A strategy that focuses on creating valuable content to attract potential customers to a brand, rather than pushing ads onto them.

Landing Page: A dedicated webpage designed to capture leads or conversions from an advertisement.

Lead Magnet: A free item or service (such as an e-book or discount) given away to gather contact details of potential customers.

Logos: A persuasive technique that uses logical reasoning, statistics, facts, and evidence to persuade the audience.

© Copyright 2026 MIVA Open University. All Rights Reserved.

Market Segmentation: The practice of dividing a target market into subgroups based on characteristics such as demographics and behaviour.

Media Planning: The process of selecting the best media platforms for advertising to reach the target audience effectively.

Pathos: A persuasive technique that uses emotional storytelling and passion to connect with the audience's feelings.

Pay-Per-Click (PPC): An online advertising model where advertisers pay a fee each time their ad is clicked.

Performance Metrics: Key indicators such as impressions, click-through rates, and ROI are used to measure the success of an ad campaign.

Personal Branding: The strategic process of establishing a professional identity that differentiates a copywriter or advertiser in the industry.

Return On Ad Spend (ROAS): A financial metric that evaluates the revenue generated from an advertising campaign relative to its cost.

Search Engine Optimisation (SEO): The practice of optimising content to improve its visibility and ranking on search engine results pages.

Social Media Copywriting: Writing short-form, engaging content specifically for platforms like Facebook, Instagram, and Twitter.

© Copyright 2026 MIVA Open University. All Rights Reserved.

Storytelling Hooks: A technique used in advertising to create compelling narratives that captivate audiences and enhance brand recall.

Target Audience: The specific group of consumers an advertisement is designed to reach based on demographics and behaviour.

Tone Of Voice: The specific style, personality, and vocabulary a brand uses in its communication to establish a consistent image.

Typography: The style, size, and arrangement of text in an advertisement, crucial for readability and conveying brand personality.

Unique Selling Proposition (USP): A key message that differentiates a product or brand from competitors by highlighting its unique benefits.

Visual Storytelling: The use of images, graphics, and videos to communicate an advertising message effectively.

© Copyright 2026 MIVA Open University. All Rights Reserved.