MIVA
OPEN UNIVERSITY

MCM 306

Investigative Journalism



© Copyright 2026 MIVA Open University. All Rights Reserved.

Miva Open University

Headquarters

Plot 1059, O.P. Fingesi Road,

Utako, Abuja

© Copyright 2026 MIVA Open University. All Rights Reserved.

Course Development Team

Content Editor: Mutiu Ganiyu

Language Editor: Udochi Obiukwu, MA English Language

Instructional Designer: Dr Shodipe Oluwafunmilayo, PhD Communication and Media Studies

© Copyright 2026 MIVA Open University. All Rights Reserved.

Table of Contents

Table of Contents 4
List of Figures 8
List of Tables 9
Course Introduction 10
Course Aims 11
Course Learning Outcomes 12
Study Session One: Introduction to Investigative Journalism 13
Introduction 14
Learning Outcomes for Study Session One 15
1.1 The Concept and Nature of Investigative Journalism 17
1.1.1 How Investigative Journalism Differs from Other Types of Reporting 17
1.1.2 Characteristics of Investigative Journalism 18
1.1.3 Real-World Examples: Famous Cases 19
1.2 The History and Path of Investigative Journalism 20
1.2.1 Global Historical Overview 20
1.2.2 History of Investigative Journalism in Nigeria 21
1.2.3 Challenges and Future Path 23
1.3 The Role of Investigative Journalism in Society 24
1.3.1 Holding Power Accountable 25
1.3.2 Promoting Transparency 26
Conclusion 27
Summary 27
Study Session Two: Sources and Fact-Gathering Techniques 38
Introduction 39
Learning Outcomes for Study Session Two 40
2.1 Why Sources and Fact-Gathering Are Essential 42
2.2 Types of Sources in Investigative Journalism 43
2.2.1 Human Sources 43
2.2.2 Document Sources 45
2.2.3 Digital Sources 45
2.2.4 Public Records and Archives 46
2.3 Steps for Gathering Facts and Information 46
2.4 Practical Tips for Effective Fact-Gathering 49
Conclusion 50

© Copyright 2026 MIVA Open University. All Rights Reserved.

Summary 51
Study Session Three: Qualities and Attributes of an Investigative Reporter 62
Introduction 63
Learning Outcomes for Study Session Three 64
3.1 Qualities of a Good Investigative Reporter 66
3.2 Attributes of an Investigative Reporter 71
Conclusion 73
Summary 74
Study Session Four: Principles of Investigative Journalism 84
Introduction 85
Learning Outcomes for Study Session Four 86
4.1 General principles of investigative journalism 88
4.1.1 Accuracy: The Foundation of Truth 89
4.1.2 Fairness and Objectivity: Telling All Sides of the Story 90
4.1.3 Independence: Free from Bias and External Influence 91
4.1.4 Public Interest: Serving Society, Not Personal Agendas 92
4.1.5 Confidentiality and Source Protection: Ensuring Safety 93
4.1.6 Ethical Integrity: Doing the Right Thing 94
4.2 Intelligent Discussion on 'Dos and Don'ts' 96
4.2.1 Do: Build Strong Relationships with Sources 96
Conclusion 103
Summary 104
Study Session Five: Crime Reporting Fundamentals 116
Introduction 117
Learning Objectives for Study Session Five 118
5.1 Crime Reporting and Sources of Crime Stories 120
5.1.1 Understanding Crime Reporting 120
5.1.2 Sources of Crime Stories 122
5.1.3 Ethical and Legal Considerations in Crime Reporting 125
5.2 Introduction to Tips for the Crime Reporter 127
5.2.1 Understanding Crime Reporting 128
5.2.2 Tips for Crime Reporters 129
5.2.3 Case Study: The Chibok Girls Kidnapping 134
Conclusion 135
Summary 136

© Copyright 2026 MIVA Open University. All Rights Reserved.

Study Session Six: Advanced Crime Reporting Skills 146
Introduction 147
Learning Outcomes for Study Session Six 148
6.1 In-depth Exploration of Basic Tips for Investigative Reporting in Crime Contexts 150
6.1.1 Develop a Hypothesis 151
6.1.2 Gather Information 152
6.1.3 Protect Sources 153
6.1.4 Follow the Money 154
6.1.5 Use Technology 154
6.1.6 Collaborate 155
6.1.7 Stay Safe 156
6.1.8 Be Ethical 157
6.2 Case Study: Fuel Subsidy Fraud in Nigeria 157
Conclusion 160
Summary 160
Study Session Seven: Challenges in Investigative Journalism 171
Introduction 172
Learning Outcomes for Study Session Seven 173
7.1 Factors Responsible for Limited Investigative Journalism Practice in Nigeria 175
7.1.1 Legal and Regulatory Constraints 176
7.1.2 Safety and Security Concerns 177
7.1.3 Lack of Resources 179
7.1.4 Cultural and Societal Factors 180
7.1.5 Political Interference 181
7.1.6 Media Ownership and Control 181
Conclusion 183
Summary 184
Study Session Eight: Case Studies in Investigative Journalism 195
Introduction 196
Learning Outcomes for Study Session Eight 196
8.1 Examination of Notable Investigative Journalism Cases (Global and Nigerian) 198
8.1.1 The Watergate Scandal (United States, 1972-1974) 198
8.1.2 The Panama Papers (Global, 2016) 203
8.1.3 The Catholic Church Sexual Abuse Scandal (United States, 2002) 207
8.1.4 The OPL 245 Corruption Scandal (Nigeria, 2012 – Present) 210

© Copyright 2026 MIVA Open University. All Rights Reserved.

Conclusion 220
Summary 220
Study Session Nine: Practical Application of Fact-Gathering 233
Introduction 234
Learning Outcomes for Study Session Nine 234
9.1 Hands-on Practice of Sourcing and Verifying Information 236
9.1.1 Understanding Information Sources 237
9.1.2 Assessing Source Credibility 239
9.2 Techniques for Sourcing Information 239
9.2.1 Conducting Effective Interviews 239
9.2.2 Using Public Records and Data Journalism 240
9.2.3 Verification Techniques: Fact-Checking and Cross-Referencing 240
9.2.4 Ethical Considerations in Sourcing and Verifying Information 242
9.2.5 Practical Exercise: Fact-Checking Challenge 242
9.3 Reflective Exercises in Investigative Journalism 243
9.3.1 Importance of Reflective Exercises in Investigative Journalism 244
9.3.2 Reflective Exercises for Investigative Journalists 244
9.4.1 The Role of Emotional Resilience in Investigative Journalism 248
9.5.1 Interactive Reflection Activities 248
Conclusion 250
Summary 250
Study Session Ten: Ethical and Legal Considerations 264
Introduction 265
Learning Outcomes for Study Session Ten 265
10.1 Ethical Principles and Legal Boundaries in Investigative Journalism 267
10.1.1 Ethical Principles in Investigative Journalism 267
10.1.2 Legal Boundaries in Investigative Journalism 273
10.1.3 Real-World Case Studies on Ethics and Legal Boundaries in Investigative Journalism 280
Conclusion 284
Summary 285
Study Session Eleven: Interviews in Investigative Journalism 298
Introduction 299
Learning Outcomes for Study Session Eleven 300
11.1 Techniques of Interview in Investigative Journalism 302
11.1.1 The Role of Interviews in Investigative Journalism 303

© Copyright 2026 MIVA Open University. All Rights Reserved.

11.1.2 Preparing for an Investigative Interview 307
11.1.3 Types of Interviews in Investigative Journalism 312
11.1.4 Effective Questioning Techniques in Investigative Journalism 316
11.1.5 Managing Difficult Interviewees in Investigative Journalism 322
11.1.6 Ethical and Legal Considerations in Interviews 325
Conclusion 329
Summary 330
Study Session Twelve: Report Writing 344
Introduction 345
Learning Outcomes for Study Session Twelve 345
12.1 Purpose of Report Writing in Investigative Journalism 347
12.2 Key Components of an Investigative Report 351
12.2.1 Understanding the Structure of an Investigative Report 352
12.2.2 Crafting Compelling Leads 355
12.3 Developing Strong Writing and Storytelling Techniques 357
12.3.1 Balancing Factual Reporting with Engaging Storytelling 357
12.3.2 Using Language Effectively for Clarity, Neutrality, and Credibility 359
12.4 Applying Ethical and Legal Principles in Report Writing 361
12.4.1 The Importance of Fact-Checking and Accuracy 362
12.4.2 Avoiding Defamation and Legal Pitfalls 363
12.4.3 Maintaining Journalistic Integrity 364
12.4.4 Best Practices for Citing Sources and Using Confidential Information 365
12.4.5 Ensuring Fairness in Reporting 366
Conclusion 367
Summary 368
References/Further Reading 379
Glossary of Terms 385

List of Figures

Figure 1.1: Early investigative journalism 23
Figure 2.1: Different Sources in Investigative Journalism 43
Figure 3.1: Attributes of a good investigative journalist 67
Figure 4.1: Investigative Journalism in Society 88
Figure 5.1: A crime reporter reporting on crime stories 127
Figure 6.1: Advanced Crime Reporting Skills 151

© Copyright 2026 MIVA Open University. All Rights Reserved.

Figure 7.1: A journalist arrested for reporting on stories 176
Figure 8.1: Report on the Watergate Scandal 200
Figure 8.2. The Panama Papers 204
Figure 9.1: Fact Gathering and Verification 237
Figure 10.1: Ethical Journalism 268
Figure 10.2: Legal Boundaries 274
Figure 11.1: Interviews in Investigative Journalism 303
Figure 12.1: Journalist Writing an Investigative Report 351
Figure 12.2: Ethical and Legal Principles in Report Writing 362

List of Tables

Table 1.1. How Investigative Journalism Differs from Other Types of Reporting 18

© Copyright 2026 MIVA Open University. All Rights Reserved.

Course Introduction

Welcome to *Investigative Journalism*, a dynamic and engaging course designed to equip you with the knowledge, skills, and ethical grounding necessary to excel in one of the most impactful fields of journalism. Investigative journalism is more than reporting facts; it is about uncovering hidden truths, holding power to account, and serving the public interest through rigorous, evidence-based storytelling. This course, supported by the accompanying textbook, offers a comprehensive exploration of investigative journalism, with a particular focus on its practice in Nigeria, where challenges such as limited resources and socio-political constraints shape the profession.

Over 12 weeks, you will journey through the history, principles, and techniques of investigative journalism, from mastering fact-gathering to navigating ethical dilemmas. The course blends theoretical insights with practical applications, using scripted videos, interactive content, case studies, and hands-on workshops to bring concepts to life. You will explore landmark cases, both global and Nigerian, and engage in reflective exercises to hone your skills as an investigative reporter. Topics such as crime reporting, sources of information, and the qualities of a good investigative journalist are covered in depth, alongside critical discussions on the 'dos and don'ts' of the craft. By examining the factors limiting investigative journalism in Nigeria, you will gain a nuanced understanding of the local context while drawing lessons from global best practices.

© Copyright 2026 MIVA Open University. All Rights Reserved.

Whether you are a budding journalist, a seasoned professional, or a student passionate about truth-telling, this course will challenge you to think critically, act ethically, and report fearlessly. Through group discussions, role-play exercises, and a final mini-investigative report, you will develop the confidence to tackle complex stories and contribute meaningfully to the field of journalism.

Course Aims

This textbook, and the accompanying course, aim to provide you with:

1. **A Deep Understanding of Investigative Journalism's Foundations**: Gain in-depth knowledge of the historical evolution and conceptual framework of investigative journalism, enabling you to appreciate its role in society and its development in Nigeria.
2. **Practical Skills for Investigative Reporting**: Master the techniques of sourcing, verifying, and presenting information, with a focus on crime reporting and fact-gathering, to produce compelling and accurate investigative stories.
3. **Ethical and Principled Practice**: Develop the ability to identify and apply the general principles and ethical guidelines of investigative journalism, intelligently navigating the 'dos and don'ts' to uphold integrity and public trust.
4. **Critical Analytical Abilities**: Cultivate the skills to analyse the attributes of successful investigative reporters and reflect on the challenges, such as those specific to Nigeria, to enhance your professional competence and resilience in the field.

© Copyright 2026 MIVA Open University. All Rights Reserved.

Course Learning Outcomes

By the end of this course, you will be able to:

1. Differentiate between investigative reporting and routine news reporting by analysing real-world global and local case studies.
2. Evaluate human, documentary, and digital sources to verify information and assess credibility during investigations.
3. Apply ethical guidelines and legal boundaries (including confidentiality, fairness, and defamation law) to investigative reporting and crime coverage.
4. Conduct structured investigative interviews using tailored questioning and management techniques for challenging interviewees.
5. Construct clear, objective, and well-structured investigative reports incorporating verified data, compelling leads, and accurate sourcing.

© Copyright 2026 MIVA Open University. All Rights Reserved.

© Copyright 2026 MIVA Open University. All Rights Reserved.

Introduction

Investigative journalism is often described as the "watchdog" of society, serving as a critical mechanism for holding power accountable and uncovering truths that might otherwise remain concealed. It is a form of journalism that goes beyond the surface-level reporting of daily news, delving deep into issues to expose corruption, injustice, and systemic failures (Cancela, Gerber & Dubied, 2021). From the groundbreaking Watergate scandal that led to the resignation of U.S. President Richard Nixon (Perloff & Kumar, 2022) to the global revelations of the Panama Papers, which exposed how the world's elite hide their wealth offshore, investigative journalists have consistently played a pivotal role in shaping history and driving societal change. These stories not only inform the public but also inspire action, spark debates, and sometimes even lead to legal and policy reforms.

But what does it truly take to uncover such stories? Investigative journalism is far from straightforward—it requires persistence, courage, and a meticulous approach. Journalists must navigate a labyrinth of challenges, including complex ethical dilemmas, potential legal repercussions, and significant resource constraints. They often operate under immense pressure, balancing the need for accuracy with the urgency of breaking important stories. How do they decide when to publish sensitive information? What steps do they take to protect their sources while ensuring the credibility of their reports? And how do they secure the financial and institutional support needed to sustain long-term investigations?

© Copyright 2026 MIVA Open University. All Rights Reserved.

In this session, we will delve into the concept and nature of investigative journalism, exploring what sets it apart from other forms of reporting. We will trace its historical roots, examining landmark investigations that have defined the field and continue to influence its evolution. By understanding its significance in today's media landscape—where misinformation and disinformation are rampant—we can better appreciate the role investigative journalism plays in fostering transparency and accountability in society.

By the end of this session, you will be equipped with foundational knowledge about the principles, practices, and challenges of investigative journalism. You will gain insights into the tools and techniques used by journalists to dig deeper, verify facts, and present compelling narratives. More importantly, you will leave inspired to explore the potential of investigative journalism as a force for good—a powerful instrument for driving accountability, empowering citizens, and creating a more just and equitable society. Whether you are an aspiring journalist, a student of media studies, or simply someone interested in the dynamics of truth and power, this session will provide you with the knowledge and perspective needed to understand and value the critical work of investigative journalists.

Learning Outcomes for Study Session One

When you have studied this session, you should be able to:

1.1. Define the concept of investigative journalism and distinguish it from other forms of journalism (Knowledge, Bloom's Level 1).

1.2. Identify key milestones in the history of investigative journalism and their impact on global media practices (Comprehension, Bloom's Level 2).

© Copyright 2026 MIVA Open University. All Rights Reserved.

1.3. Critically analyse the role of investigative journalism in promoting transparency and accountability in society (Analysis, Bloom's Level 4).

1.4. Evaluate the ethical and legal challenges faced by investigative journalists (Evaluation, Bloom's Level 5).

1.5. Propose strategies for conducting preliminary research in investigative journalism projects (Synthesis, Bloom's Level 6).

1.1 The Concept and Nature of Investigative Journalism

Let's start with the basics. Imagine you're a detective, but instead of solving crimes, your job is to dig up hidden truths that affect society. That's essentially what investigative journalism is all about. It's not just about reporting the news—it's about uncovering stories that powerful people or institutions might want to keep hidden.

© Copyright 2026 MIVA Open University. All Rights Reserved.

Investigative journalism involves in-depth reporting aimed at uncovering facts that are deliberately hidden from public view (Wuergler, Cancela, Gerber & Dubied, 2023). This type of journalism often requires extensive research, analysis, and verification. Unlike daily news reporting, which focuses on what's happening right now, investigative journalism digs deeper to reveal why something is happening—and who's behind it.

If traditional journalism is like taking a snapshot of an event, investigative journalism is like assembling a detailed puzzle. You gather pieces of information from multiple sources—documents, interviews, data—and put them together to reveal the bigger picture.

1.1.1 How Investigative Journalism Differs from Other Types of Reporting

It's important to note that investigative journalism is different from other forms of journalism. Here's how:

Table 1.1. How Investigative Journalism Differs from Other Types of Reporting

Aspect	Investigative Journalism	Traditional Journalism
Focus	Uncovering hidden truths	Reporting current events
Time frame	Long-term projects (weeks, months, or years)	Short-term deadlines (daily or hourly)
Sources	Documents, whistleblowers, data	Press releases, official statements

© Copyright 2026 MIVA Open University. All Rights Reserved.

Aspect	Investigative Journalism	Traditional Journalism
Goal	Exposing wrongdoing or systemic issues	Informing the public about recent events

1.1.2 Characteristics of Investigative Journalism

Now that we know what investigative journalism is, let's break down what makes it unique. Here are some key characteristics (Bjerknes, 2022):

Proactive: Investigative journalists don't wait for stories to come to them—they go out and find them. They ask tough questions and follow leads, even when it's difficult.

Systematic: This isn't about quick hits or surface-level reporting. Investigative journalism is methodical. Journalists spend weeks, months, or even years gathering evidence and verifying facts.

Evidence-Driven: Every claim made in an investigative report must be backed by solid evidence. This could include documents, recordings, eyewitness accounts, or expert opinions.

Focused on Wrongdoing: Investigative journalism often exposes corruption, abuse of power, or systemic issues that harm society. It shines a light on problems that need fixing.

1.1.3 Real-World Examples: Famous Cases

To really understand investigative journalism, let's look at some famous examples. These cases show how investigative journalism can make a real difference in the world.

© Copyright 2026 MIVA Open University. All Rights Reserved.

Case Study 1: Watergate Scandal (USA)

You've probably heard of Watergate. In the early 1970s, two journalists from The Washington Post, Bob Woodward and Carl Bernstein, uncovered a political scandal that led to the resignation of U.S. President Richard Nixon. Their investigation revealed illegal activities by Nixon's administration, including spying on political opponents. This case is often seen as the gold standard of investigative journalism because it showed how journalists can hold even the most powerful people accountable.

Case Study 2: #GuptaLeaks (South Africa)

Fast forward to 2017, and we have the #GuptaLeaks investigation. According to Lunga (2024), this was a cross-border effort by journalists to expose corruption involving a wealthy South African family, the Guptas, and high-ranking government officials. The investigation revealed how billions of dollars were syphoned off through shady business deals. Thanks to this work, there were calls for resignations, arrests, and reforms in South Africa.

1.2 The History and Path of Investigative Journalism

1.2.1 Global Historical Overview

The origins of investigative journalism can be traced to ancient and pre-modern times, where public scrutiny and reporting of wrongdoing existed, though not formally recognised as journalism. For instance, in ancient Greece, orators and writers like Aristophanes and Socrates criticised rulers and societal norms, laying early groundwork for accountability. However, modern investigative journalism as a professional practice likely began in the 19th century, with journalists exposing

© Copyright 2026 MIVA Open University. All Rights Reserved.

social and political issues. In the United States, Jacob Riis's "How the Other Half Lives" (1890) highlighted New York's slums, while in England, Charles Dickens' novels, though fictional, addressed social inequalities, influencing public discourse.

The early 20th century, particularly the Progressive Era in the US, is often considered the golden age of investigative journalism, with "muckrakers" like Upton Sinclair, whose "The Jungle" (1906) exposed unsanitary meatpacking conditions, leading to significant food safety reforms, and Ida Tarbell, who investigated Standard Oil's monopolistic practices. Lincoln Steffens also contributed by exposing urban corruption, demonstrating the media's role as a watchdog. This period marked a shift toward structured, fact-based reporting that held power accountable.

In the mid-20th century, investigative journalism continued to flourish, covering major events like the civil rights movement and the Vietnam War. A landmark example is the Watergate scandal in the 1970s, uncovered by Bob Woodward and Carl Bernstein of The Washington Post, which led to President Nixon's resignation, showcasing the power of investigative reporting to influence national politics. This era solidified investigative journalism's role in democratic societies, with increased professionalisation and ethical standards.

The late 20th and early 21st centuries saw the digital age transform investigative journalism, providing new tools for research and dissemination but also introducing challenges like fake news and declining trust in media. Notable investigations include The Panama Papers (2016), a global collaboration

© Copyright 2026 MIVA Open University. All Rights Reserved.

exposing tax evasion, and the #MeToo movement, which highlighted sexual harassment and assault, demonstrating the field's adaptability to technological advancements and societal shifts.

1.2.2 History of Investigative Journalism in Nigeria

In Nigeria, the history of investigative journalism is deeply intertwined with the country's socio-political evolution, starting from the colonial era. The first newspaper, "Iwe Irohin", was established in 1859 by the Church Missionary Society, primarily for literacy and religious purposes, but it laid the foundation for a press that later challenged colonial rule (Akangbe, 2023). As nationalism grew, newspapers like "The West African Pilot", founded by Nnamdi Azikiwe in 1937, and "The Comet" played crucial roles in exposing colonial excesses, advocating for independence (Ate & Ikerodah, 2021), and fostering public awareness, marking early instances of investigative reporting.

Post-independence, from 1960 to the 1970s, Nigerian journalism continued to hold the government accountable, but press freedom was often curtailed during military regimes. The military era (1966–1999) saw significant suppression, with decrees like the Newspaper Registration Decree No. 48 of 1993 requiring annual licence renewals (Obi-Ani & Onu, 2022), stifling investigative efforts. Despite this, journalists persisted, with magazines like "Newswatch", founded in 1985 by Ray Ekpu, Dan Agbese, and Yakubu Mohammed, becoming known for in-depth reports on corruption and governance, such as the exposure of political scandals during the Second Republic.

© Copyright 2026 MIVA Open University. All Rights Reserved.

The return to civilian rule in 1979 and subsequent democratic periods saw a resurgence of investigative journalism, with newspapers like "The Guardian" and "Punch" leading coverage of corruption and human rights abuses. The digital age, particularly from the 2000s, has provided new platforms for investigative journalism, with online outlets like Premium Times, Sahara Reporters, and "The Cable" breaking significant stories on misconduct, often circumventing traditional media constraints. For instance, Premium Times has been instrumental in exposing corruption in high places, such as the misappropriation of public funds by government officials, while Sahara Reporters has leveraged citizen journalism to report on security issues like Boko Haram activities.

© Copyright 2026 MIVA Open University. All Rights Reserved.



Figure 1.1: Early investigative journalism

1.2.3 Challenges and Future Path

Investigative journalists in Nigeria face numerous challenges, including threats to their safety, financial constraints, and legal hurdles. The assassination of Dele Giwa in 1986 via a letter bomb, amid his investigations into corruption, exemplifies the risks. Financial constraints are evident in the economic sustainability of media outlets, with declining ad revenues affecting resources for in-depth investigations. Legal obstacles, such as defamation lawsuits and government censorship, further complicate the landscape, particularly under laws like the Cybercrime Act of 2015, which has been criticised for stifling press freedom.

© Copyright 2026 MIVA Open University. All Rights Reserved.

The future path of investigative journalism in Nigeria likely involves greater use of technology for data analysis and dissemination, such as AI tools for data mining and social media for rapid information sharing. Increased collaboration among journalists, both nationally and internationally, is expected, as seen in partnerships with organisations like the International Centre for Journalists (ICFJ) ICFJ Nigeria Programs. A focus on maintaining journalistic integrity is crucial to combat misinformation and rebuild trust in media, especially in the digital age where fake news poses a significant threat.

1.3 The Role of Investigative Journalism in Society

Imagine a world where no one asks tough questions or digs deeper into the actions of those in power. Sounds scary, right? That's where investigative journalism comes in. It's like shining a flashlight into dark corners—revealing truths that some people would rather keep hidden. Investigative journalism plays a vital role in society by holding power accountable, promoting transparency, and empowering citizens to make informed decisions. But it's not an easy job. Journalists face plenty of challenges along the way. Let's break it down step by step.

1.3.1 Holding Power Accountable

Investigative journalism acts like a watchdog, keeping an eye on government officials, big corporations, and institutions to make sure they're doing the right thing. Think of it as a way to ensure no one abuses their power. For instance, in the U.S., Bob Woodward and Carl Bernstein's work on the Watergate scandal led

© Copyright 2026 MIVA Open University. All Rights Reserved.

to President Nixon's resignation, showing how it can shake up even the highest offices. In Nigeria, Premium Times exposed the embezzlement by former Petroleum Minister Diezani Alison-Madueke in 2016, leading to her arrest. This shows how it can hold Nigerian leaders accountable too, making sure they answer for their actions.

Remember the Watergate scandal in the 1970s? Two journalists from The Washington Post, Bob Woodward and Carl Bernstein, uncovered illegal activities by U.S. President Richard Nixon's administration. Their investigation led to Nixon's resignation and showed the world how journalism can hold even the most powerful people accountable.

In Nigeria, investigative journalists have exposed corruption in government contracts and unethical practices in industries like oil and pharmaceuticals. These stories don't just expose wrongdoing—they also push for reforms and accountability.

1.3.2 Promoting Transparency

This type of journalism also helps by uncovering secrets, so we, as citizens, know what's really going on and can participate in democracy better. A famous example is Upton Sinclair's "The Jungle," which revealed nasty conditions in U.S. meatpacking, leading to food safety laws. In today's world, the Panama Papers, a global investigation, showed how the rich hide money, sparking talks on tax fairness. In Nigeria, during the #EndSARS protests in 2020, investigative reports

© Copyright 2026 MIVA Open University. All Rights Reserved.

by The Cable The Cable helped reveal police brutality, informing the public and pushing for reforms, which is crucial for a healthy democracy.

For example:

Imagine you're trying to decide whether to vote for a particular candidate. An investigative report revealing their ties to corrupt businesses could help you make an informed choice.

Or think about healthcare. If journalists uncover unsafe medical practices (like the Sweet Sweet Codeine exposé in Nigeria), they're not just reporting news—they're protecting lives (Aniukwu, 2024).

In-Text Questions and Answers (ITQs and ITAs)

ITQ1: *What distinguishes investigative journalism from routine news reporting?*

Answer: Investigative journalism focuses on **hidden/systemic issues**, uses **long-term research**, and relies on **documents/whistleblowers** (not just press releases).

ITQ2: *Name one Nigerian investigative journalism outlet and a story they broke.*

Answer: *Premium Times* exposed the **Diezani Alison-Madueke oil subsidy scandal** (2016).

Conclusion

Study Session 1: Introduction to Investigative Journalism has laid a robust foundation for understanding the vital role of investigative journalism as society's watchdog. You have explored its defining characteristics—proactive,

© Copyright 2026 MIVA Open University. All Rights Reserved.

systematic, and evidence-driven—and distinguished it from traditional journalism through its focus on uncovering hidden truths. By tracing its historical evolution, from the muckrakers of the Progressive Era to modern digital collaborations like the Panama Papers, and its development in Nigeria from colonial-era newspapers to outlets like Premium Times, you have gained insight into its transformative impact. The session highlighted how investigative journalism promotes transparency and accountability, as seen in cases like Watergate and Nigeria's #EndSARS exposés, while also addressing the ethical and legal challenges journalists face, such as defamation risks and safety threats. As you move forward, carry this foundational knowledge to deepen your skills in fact-gathering, ethical reporting, and tackling Nigeria's unique challenges, preparing you to contribute to a more just and informed society.

Summary

Investigative journalism is the "detective work" of journalism – uncovering hidden truths that hold power accountable. Unlike daily news, it involves long-term, evidence-driven projects (like Watergate or Nigeria's #EndSARS exposés). From muckrakers like Upton Sinclair to modern digital collaborations (Panama Papers), its history shows how journalists expose corruption, drive reforms, and empower societies. In Nigeria, outlets like *Premium Times* continue this legacy despite challenges like censorship and safety risks.

Self-Assessment Questions and Answers (SAQs and SAAs)

© Copyright 2026 MIVA Open University. All Rights Reserved.

SAQ1: What is the fundamental difference between routine reporting and investigative journalism?

Answer: Routine reporting typically relies on official statements and reactive coverage of daily events, whereas investigative journalism involves proactive, in-depth research to uncover hidden truths, systemic failures, or wrongdoing that powerful entities may attempt to conceal.

SAQ2: What role did "muckrakers" play in the history of investigative journalism?

Answer: Early 20th-century American journalists known as "muckrakers" exposed corporate corruption, government misconduct, and unsanitary working conditions, helping establish investigative reporting as a vital public service.

© Copyright 2026 MIVA Open University. All Rights Reserved.

SAQ3: How does investigative journalism promote accountability and transparency in a democratic society?

Answer: It serves a watchdog function by scrutinising public officials and institutions, exposing corruption, informing citizens, and pushing for policy reforms or institutional correctives.

Multiple-Choice Questions and Answers (MCQs and MCAs)

1. Which of the following best defines the primary objective of investigative journalism?

a) Summarising daily press releases issued by public officials

b) Uncovering deeply concealed truths, corruption, or systemic failures through original research

c) Providing fast, unverified updates on breaking news events

d) Offering personal opinions and commentary on political affairs

Answer: b) Uncovering deeply concealed truths, corruption, or systemic failures through original research

Explanation: Investigative journalism goes beyond routine coverage by dedicating time and resources to unearthing hidden facts that serve the public interest, rather than relying on routine statements or opinion pieces.

2. Historically, early investigative reporters in the United States who exposed social and corporate abuses were referred to as:

© Copyright 2026 MIVA Open University. All Rights Reserved.

a) Gatekeepers

b) Muckrakers

c) Whistleblowers

d) Press Secretaries

Answer: b) Muckrakers

Explanation: Termed "muckrakers" during the Progressive Era, these journalists investigated corruption, labour exploitation, and monopolies, laying the historical foundation for modern investigative journalism.

3. Which key feature distinguishes investigative reporting from standard daily news gathering?

a) Reliance on single official sources for facts

b) Extensive reliance on leaked materials without verification

c) Proactive hypothesis creation, deep research, and systematic document verification

d) Immediate publishing before cross-checking claims

Answer: c) Proactive hypothesis creation, deep research, and systematic document verification

© Copyright 2026 MIVA Open University. All Rights Reserved.

Explanation: Investigative reporting requires a deliberate methodology—developing hypotheses, retrieving public records, analysing data, and verifying information independently.

4. How does investigative journalism serve the public interest within a society?

a) By generating higher commercial ad revenue for media houses

b) By acting as a democratic watchdog to hold power accountable

c) By promoting positive state achievements and government publicity

d) By replacing judicial trials and enforcement agencies

Answer: b) By acting as a democratic watchdog to hold power accountable

Explanation: By bringing hidden misdeeds and systemic flaws into public view, investigative journalism enables citizens to hold public and private leadership accountable.

5. What is a major institutional challenge faced by investigative journalists, particularly in developing democracies like Nigeria?

a) Complete absence of digital news outlets

b) Legal pressures, political interference, and inadequate funding

c) Lack of public interest in investigative stories

d) Ban on using human sources for reporting

© Copyright 2026 MIVA Open University. All Rights Reserved.

Answer: b) Legal pressures, political interference, and inadequate funding

Explanation: Investigative reporting in environments like Nigeria frequently faces obstacles such as security risks, restrictive legal frameworks, political hostility, and limited financial support.

Activities

1. **Peer-to-Peer Assessment**:
    - *Task*: Students critique a peer's 300-word analysis of *The Jungle*'s impact on food safety laws.
    - **Rubric**: Accuracy (40%), Critical insight (30%), Clarity (30%).
2. **Critical Thinking Discussion Prompt**:
    - *Question*: *"Is undercover journalism ethical if it exposes corruption? Debate using Anas Aremeyaw Anas' methods."*
3. **Timed Reflection (10 mins)**:
    - *Prompt*: *"Reflect on one investigative report that changed your view of power. How did evidence shape its impact?"*
4. **Simulation**:
    - *Scenario*: Play the role of a journalist verifying a leaked document using **Google Reverse Image Search** and **WHOIS lookup**.

© Copyright 2026 MIVA Open University. All Rights Reserved.

Polls/Surveys

- *Poll*: *"Which challenge is most threatening to Nigerian investigative journalism?"*

  Options:

  a) Government censorship

  b) Funding shortages

  c) Safety risks

  d) Public apathy

Tutor-Marked Assessments (TMAs)

The following Tutor-Marked Assessments (TMAs) are designed to evaluate students' understanding of *Study Session 1: Introduction to Investigative Journalism* and engage them with the content through guided evaluation. The assessments align with the learning outcomes, testing knowledge, comprehension, analysis, evaluation, and synthesis skills. Each TMA includes instructions, a question or task, and a marking guide to ensure fair and consistent evaluation. The TMAs are structured to reflect the session's focus on the concept, history, role, and challenges of investigative journalism, with a particular emphasis on global and Nigerian contexts.

TMA 1: Short Answer Questions (30 Marks)

Instructions: Answer the following questions in 100–150 words each. Provide clear, concise responses, referencing examples from the session where applicable. Submit your answers by the specified deadline via the course portal.

© Copyright 2026 MIVA Open University. All Rights Reserved.

1. **Define investigative journalism and explain how it differs from traditional journalism. (10 marks)**
    - **Guidance**: Reference the characteristics (e.g., proactive, evidence-driven) and use a table or comparison from the session to highlight differences in focus, timeframe, sources, and goals.
    - **Marking Guide**: 4 marks for a clear definition; 4 marks for explaining differences with examples (e.g., Watergate vs. daily news); 2 marks for clarity and structure.
2. **Identify one key milestone in the history of investigative journalism and discuss its impact on global media practices. (10 marks)**
    - **Guidance**: Choose a milestone (e.g., Watergate, Panama Papers) and explain its significance, such as inspiring reforms or professional standards.
    - **Marking Guide**: 4 marks for identifying the milestone with details; 4 marks for discussing its global impact; 2 marks for coherence and use of session content.
3. **Analyse how investigative journalism promotes transparency in society, using a Nigerian example. (10 marks)**
    - **Guidance**: Discuss transparency (e.g., informing public discourse) and cite a Nigerian case (e.g., #EndSARS exposés by The Cable).
    - **Marking Guide**: 5 marks for analysing transparency with a Nigerian example; 3 marks for linking to societal impact; 2 marks for clarity and relevance.

© Copyright 2026 MIVA Open University. All Rights Reserved.

Learning Outcomes Assessed: 1 (Define concept), 2 (Identify milestones), 3 (Analyse transparency).

TMA 2: Case Study Analysis (20 Marks)

Instructions: Read the provided mini-case study below (150 words). Write a 300-word response addressing the questions that follow. Use evidence from Study Session 1 to support your answers. Submit via the course portal by the deadline.

Mini-Case Study: In 2016, Premium Times, a Nigerian online newspaper, published an investigative report exposing the misappropriation of ₦500 billion in public funds by a senior government official in the Ministry of Petroleum. The investigation relied on leaked documents, whistleblower testimony, and financial records. The report led to public outcry, an EFCC investigation, and the official's arrest. However, the journalists faced defamation lawsuits and threats to their safety during the investigation.

Questions:

1. How does this case exemplify the characteristics of investigative journalism? (10 marks)
2. What ethical and legal challenges might the journalists have faced, and how could they address these? (10 marks)

Guidance: For Q1, link to characteristics like proactive, evidence-driven, and focused on wrongdoing. For Q2, discuss ethical (e.g., source protection) and

© Copyright 2026 MIVA Open University. All Rights Reserved.

legal (e.g., defamation) challenges, proposing strategies like legal counsel or anonymising sources.

Marking Guide:

- Q1: 5 marks for identifying and linking characteristics to the case; 3 marks for using session examples (e.g., Premium Times); 2 marks for clarity.
- Q2: 5 marks for identifying challenges; 3 marks for proposing strategies; 2 marks for coherence and session references.

Learning Outcomes Assessed: 3 (Analyse role), 4 (Evaluate ethical/legal challenges).

TMA 3: Reflective Task (20 Marks)

Instructions: Write a 400-word reflective essay on the following task. Submit via the course portal by the deadline. Use references from Study Session 1 to support your arguments.

Task: Propose a preliminary research strategy for an investigative journalism project on corruption in a Nigerian local government. Reflect on how you would apply the principles and characteristics of investigative journalism to ensure the project's success, considering potential challenges.

Guidance: Outline a strategy (e.g., identifying sources, verifying data) and link to characteristics (e.g., systematic, evidence-driven). Discuss challenges (e.g.,

© Copyright 2026 MIVA Open University. All Rights Reserved.

safety, legal risks) and mitigation (e.g., collaboration, legal support). Reflect on the role of investigative journalism in promoting accountability.

Marking Guide: 6 marks for proposing a clear strategy; 6 marks for linking to principles/characteristics; 4 marks for addressing challenges; 4 marks for reflective depth and session references.

Learning Outcomes Assessed: 4 (Evaluate challenges), 5 (Propose strategies).

Total Marks: 70

Submission Notes: Ensure responses are typed, double-spaced, and referenced using APA style. Late submissions may incur penalties as per course policy. Contact your tutor for clarification if needed.

© Copyright 2026 MIVA Open University. All Rights Reserved.

Study Session Two:

Sources and Fact-Gathering Techniques

© Copyright 2026 MIVA Open University. All Rights Reserved.

Introduction

Welcome to Study Session 2 of our course on Investigative Journalism! In this session, we'll dive into one of the most critical aspects of investigative journalism: *sources and fact-gathering techniques*. Imagine being a detective in the world of journalism; your job is to gather clues, piece together evidence, and uncover hidden truths. But how do you find reliable sources? What tools and methods can you use to verify facts? And how do you ensure that your story is not only compelling but also accurate and trustworthy?

Investigative journalism thrives on the ability to uncover hidden truths, and at the heart of this process lies the critical task of sourcing information and gathering facts. In this session, we will explore the essential techniques and strategies that investigative journalists use to collect, verify, and analyse information. From cultivating reliable sources and conducting in-depth interviews to leveraging digital tools for data mining and document analysis, you'll gain practical insights into the methods that transform raw information into compelling, evidence-based stories. We'll also examine the ethical considerations involved in fact-gathering, ensuring that your work remains credible, accurate, and impactful. By mastering these skills, you'll be better equipped to shine a light on the issues that matter most while maintaining the integrity of your reporting.

In this session, we'll explore the art and science of gathering information. From cultivating relationships with whistleblowers and insiders to mastering digital tools for data mining, you'll learn how to build a solid foundation for your investigative reports. We'll also discuss ethical considerations, such as

© Copyright 2026 MIVA Open University. All Rights Reserved.

protecting your sources and avoiding misinformation, which are crucial for maintaining credibility in today's fast-paced media landscape.

By the end of this session, you'll have a clear understanding of the techniques and strategies used by top investigative journalists to gather and verify facts. You'll be equipped with practical skills to navigate the challenges of sourcing information and will appreciate the importance of accuracy and integrity in journalism. So, let's get started on this exciting journey into the backbone of investigative journalism!

Learning Outcomes for Study Session Two

When you have studied this session, you should be able to:

2.1. Identify and Evaluate Reliable Sources: Learn how to distinguish credible sources from unreliable ones, ensuring the accuracy and authenticity of your investigative reports.

2.2. Master Fact-Gathering Techniques: Gain hands-on knowledge of various methods for collecting evidence, including interviews, document analysis, and digital research tools.

2.3. Understand Ethical Considerations: Explore the ethical responsibilities of investigative journalists, such as protecting sources, avoiding bias, and maintaining transparency.

2.4. Develop Digital Research Skills: Discover how to leverage technology, such as open-source intelligence (OSINT) tools and data-mining software, to uncover hidden information.

© Copyright 2026 MIVA Open University. All Rights Reserved.

2.5. Apply Critical Thinking to Information Verification: Build the ability to critically assess the reliability of facts and cross-check information to avoid spreading misinformation.

© Copyright 2026 MIVA Open University. All Rights Reserved.

2.1 Why Sources and Fact-Gathering Are Essential

Investigative reporting is a type of journalism where reporters spend a lot of time and effort to deeply investigate a single topic, like political corruption or corporate wrongdoing. It's all about uncovering hidden truths that affect society, such as issues of social justice or accountability. This work is crucial for informing the public and holding those in power accountable, but it can take months or even years and requires a lot of resources.

Imagine investigative journalism as solving a giant puzzle, where each piece represents a fact or piece of evidence. To reveal the "big picture"—hidden truths that shape society—journalists need to gather these pieces from reliable sources. However, this process is far from straightforward. It involves not only finding trustworthy sources but also verifying the accuracy of the information they provide. This session dives deep into the types of sources journalists rely on and the systematic steps they take to ensure their stories are credible and impactful.

By understanding how to identify, approach, and verify sources, you'll gain the tools needed to dig deeper into stories while maintaining journalistic integrity. This foundation is critical for producing reports that hold power accountable and drive meaningful change.

2.2 Types of Sources in Investigative Journalism

Sources are the backbone of investigative journalism. They act as informants who provide leads, insights, and evidence. Let's break down the different types of sources and their roles in uncovering the truth.

© Copyright 2026 MIVA Open University. All Rights Reserved.



Figure 2.1: Different Sources in Investigative Journalism

2.2.1 Human Sources

Human sources are individuals who share firsthand information or expert opinions. These sources often play a pivotal role in exposing wrongdoing or providing context to complex issues.

- **Whistleblowers:**

  Whistleblowers are insiders who expose unethical or illegal activities within organisations. For example, Edward Snowden revealed classified details about global surveillance programmes run by governments, sparking worldwide debates on privacy and security. Whistleblowers often risk their careers—or even their lives—to bring hidden truths to light.

© Copyright 2026 MIVA Open University. All Rights Reserved.

Tip: Building trust with whistleblowers is crucial. Always respect their anonymity if requested, as this encourages them to share sensitive information without fear of retaliation.

- **Insiders:**

  Insiders are employees or individuals closely tied to an organisation. They can provide detailed insights into internal operations, misconduct, or systemic failures. For instance, an insider at a pharmaceutical company might reveal unsafe practices or regulatory violations.

- **Victims:**

  Victims of wrongdoing often share powerful personal stories that humanise broader issues. Their testimonies can add emotional depth and urgency to investigations. For example, victims of police brutality might help journalists uncover patterns of systemic abuse.

- **Experts:**

  Academics, lawyers, scientists, or industry professionals offer specialised knowledge to clarify complex topics. For instance, an environmental scientist might explain the impact of industrial pollution, helping journalists frame their findings accurately.

2.2.2 Document Sources

Documents are invaluable in investigative journalism because they provide tangible evidence. These include official records, emails, contracts, financial statements, and leaked files.

© Copyright 2026 MIVA Open University. All Rights Reserved.

- **Example:**

  The Panama Papers investigation was based on millions of leaked documents exposing offshore financial activities. Journalists analysed these files to reveal how wealthy individuals and corporations evaded taxes, leading to global reforms and arrests.

2.2.3 Digital Sources

In today's digital age, online platforms have become treasure troves of information. Social media posts, public databases, satellite imagery, and open-source intelligence (OSINT) tools allow journalists to track trends, locate events, and uncover hidden connections.

- **Tools:**

  Platforms like Google Maps, social media analytics tools, and OSINT frameworks (e.g., Maltego) enable journalists to gather data efficiently. For instance, satellite imagery might confirm illegal logging activities in remote areas.

2.2.4 Public Records and Archives

Government reports, court filings, historical archives, and regulatory documents often contain overlooked yet critical information.

- **Example:**

  Journalists investigating environmental violations might review government pollution reports or analyse decades-old land-use records to establish patterns of misconduct.

© Copyright 2026 MIVA Open University. All Rights Reserved.

2.3 Steps for Gathering Facts and Information

Once you've identified potential sources, the next step is systematically gathering and verifying facts. Below is a roadmap for conducting thorough investigations.



© Copyright 2026 MIVA Open University. All Rights Reserved.

Step 1: Start with Research

Before approaching any source, conduct preliminary research to understand the topic and identify potential leads.

- **Example:**

  If investigating corruption in a local hospital, read past news articles, study healthcare policies, and review hospital budgets to identify anomalies.

Step 2: Identify and Approach Sources

Reach out to potential sources respectfully and transparently. Explain your intentions clearly and build rapport over time.

- **Pro Tip:**

  A trusted source may become a long-term ally in your reporting. For example, whistleblowers often prefer working with journalists they trust.

Step 3: Conduct Interviews

Prepare thoughtful questions and listen carefully during interviews. Pay attention to both what your source says and what they leave unsaid.

- **Example Questions:**
  - "Can you walk me through how this decision was made?"
  - "Who else might know more about this issue?"

© Copyright 2026 MIVA Open University. All Rights Reserved.

Step 4: Collect Documents and Data

Request access to relevant documents or search for them independently. Look for inconsistencies or red flags that point to hidden issues.

- **Example:**

  During the Sweet Sweet Codeine exposé in Nigeria, journalists analysed pharmacy records and prescription data to uncover misuse of cough syrup.

Step 5: Verify Everything

Fact-checking is non-negotiable. Cross-reference information from multiple sources to ensure accuracy.

- **Example:**

  If a whistleblower claims toxic waste dumping, confirm it with environmental reports, witness testimonies, and site visits.

Step 6: Organise Your Findings

Keep detailed notes and organise your findings systematically. Use spreadsheets, timelines, or mind maps to connect the dots between different pieces of evidence.

- **Tool Tip:**

  Apps like Trello or Notion can help manage large-scale investigations effectively.

© Copyright 2026 MIVA Open University. All Rights Reserved.

Step 7: Protect Your Work

Secure your data to prevent leaks or tampering. Use encrypted messaging apps (e.g., Signal) and regularly back up files.

2.4 Practical Tips for Effective Fact-Gathering

Here are some actionable tips to streamline your fact-gathering process:

- **Be Persistent:**

  Sometimes, sources won't respond immediately. Keep following up politely and consistently.

- **Stay Ethical:**

  Never fabricate information or mislead sources. Integrity is key to earning trust and maintaining credibility.

- **Think Critically:**

  Ask yourself, "Does this piece of information fit the bigger picture?" Avoid jumping to conclusions without sufficient evidence.

- **Collaborate:**

  Partner with other journalists or organisations when tackling complex investigations. For example, the Panama Papers involved hundreds of journalists worldwide collaborating to analyse millions of documents.

Understanding why sources and fact-gathering matter, and mastering the techniques to do so effectively, is essential for every investigative journalist. By learning to identify reliable sources, verify facts, and organise findings systematically, you'll be equipped to uncover hidden truths and produce impactful stories that drive societal change. Remember, good investigative

© Copyright 2026 MIVA Open University. All Rights Reserved.

journalism isn't just about finding facts, it's about telling the truth responsibly and ethically.

In-Text Questions and Answers (ITQs and ITAs)

ITQ1: *Why are whistleblowers considered high-risk, high-reward sources?*

Answer: They provide insider truths but face retaliation; protecting their anonymity is crucial (e.g., Edward Snowden).

ITQ2: *Name one digital tool for verifying geolocation in investigative reporting.*

Answer: **Google Earth** or **Satellite Imagery** (e.g., confirming illegal deforestation).

Conclusion

This study session has provided a comprehensive exploration of the critical role that sources and fact-gathering techniques play in investigative journalism. By delving into the various types of sources—human, document, digital, and public records—you've gained a clear understanding of how journalists uncover hidden truths that hold power to account. The systematic steps for gathering and verifying facts, from preliminary research to securing data, equip you with a practical framework to conduct thorough investigations. Ethical considerations, such as protecting sources and avoiding misinformation, underscore the importance of integrity in producing credible and impactful stories. Additionally, the introduction of digital tools like OSINT and data-mining software highlights the evolving landscape of journalism, where technology enhances the ability to uncover and analyse information. By mastering these skills, you are better prepared to navigate the challenges of investigative reporting, ensuring your work is accurate, trustworthy, and capable of driving societal change. This

© Copyright 2026 MIVA Open University. All Rights Reserved.

session lays a strong foundation for your journey as an investigative journalist, emphasising the balance between persistence, critical thinking, and ethical responsibility.

Summary

Investigative journalism serves as democracy's watchdog, exposing hidden truths that shape our world. At its heart lies two critical components: trustworthy sources and rigorous fact-finding methods.

Finding the Truth Through Diverse Sources

Journalists work with various informants, each bringing unique value:

- **People With Courage: L**ike whistleblowers risking everything to expose corruption (such as Nigeria's "Sweet Sweet Codeine" scandal), victims sharing powerful personal stories, and experts providing crucial technical insights
- **Paper Trails:** Leaked documents (like the Panama Papers), court filings, and financial records that don't lie
- **Digital Footprints:** From social media clues to satellite images and specialised online tools that connect hidden dots

The Detective Work Behind the Story

Uncovering facts requires careful steps:

- Deep background research to understand the full picture
- Carefully building relationships with sources while keeping professional distance

© Copyright 2026 MIVA Open University. All Rights Reserved.

- Triple-checking every fact by comparing human accounts with documents and digital evidence

Safeguarding information using secure communication tools and organised systems

New Tech, Old Values

While modern tools like relationship-mapping software and satellite imaging have transformed investigations, the core principles remain:

- Balancing the public's right to know with potential harm
- Protecting sources while being transparent about methods
- Never compromising accuracy for speed

This careful blend of human connections, physical evidence, digital tools, and ethical judgement turns fragments of information into powerful stories that can topple corrupt leaders, change laws, and give voice to the voiceless. True investigative journalism doesn't just report news - it makes news by revealing what powerful interests want to keep hidden.

© Copyright 2026 MIVA Open University. All Rights Reserved.

Self-Assessment Questions and Answers

SAQ1: What is the primary purpose of identifying different types of sources in investigative reporting?

Answer: Identifying distinct source types (human, document, digital, and public records) enables investigative reporters to cross-reference claims, establish solid evidentiary proof, and assess source credibility to ensure high reporting accuracy.

SAQ2: What are the key distinctions between human sources and document or digital sources?

Answer: Human sources provide eyewitness accounts, insider context, and leads, whereas document and digital sources offer fixed, verifiable records, data logs, and public trails that can independently confirm or corroborate human claims.

SAQ3: Why are public records and archives considered vital for investigative journalists?

Answer: Public records and archives provide legally recognised, official background context and empirical evidence—such as corporate filings, budget allocations, or property records—that cannot easily be altered or refuted by subjects under investigation.

© Copyright 2026 MIVA Open University. All Rights Reserved.

Multiple-Choice Questions and Answers (MCQs and MCAs)

1. Which type of source provides physical or electronic paper trails, such as financial statements, official memos, and court filings?

a) Digital analytics

b) Document sources

c) Whistleblower oral testimonies

d) Social media impressions

Answer: b) Document sources

Explanation: Document sources consist of written, printed, or recorded records (like memos, audit reports, or legal filings) that provide concrete evidence to back investigative claims.

2. What primary advantage do human sources offer in investigative reporting compared to static public records?

a) They are legally immune to defamation lawsuits

b) They provide insider context, tips, motivation, and leads to uncover hidden documents

c) They never require verification or fact-checking

d) They are always completely objective and unbiased

© Copyright 2026 MIVA Open University. All Rights Reserved.

Answer: b) They provide insider context, tips, motivation, and leads to uncover hidden documents

Explanation: Human sources can explain the background behind events, explain complex insider operations, and point journalists toward hidden paper trails that static records alone might not reveal.

3. Which of the following best describes digital sources used in modern fact-gathering?

a) Hardcopy archived municipal books

b) Online datasets, metadata, satellite imagery, and social media footprints

c) Standard offline press releases

d) Oral history interviews

Answer: b) Online datasets, metadata, satellite imagery, and social media footprints

Explanation: Digital sources encompass web-based data, electronic trails, metadata, open-source intelligence (OSINT), and digital databases used to trace activities online.

4. What is the essential first step in the systematic process of gathering facts for an investigation?

a) Publishing initial findings on social media immediately

© Copyright 2026 MIVA Open University. All Rights Reserved.

b) Formulating a hypothesis and identifying relevant information sources

c) Writing the final conclusion of the report

d) Interviewing the main suspect without background research

Answer: b) Formulating a hypothesis and identifying relevant information sources

Explanation: A structured investigation begins by establishing a preliminary hypothesis and systematically mapping out necessary human, document, and digital sources needed to prove or disprove it.

5. Why is cross-referencing information across multiple independent sources critical during fact-gathering?

a) It fulfills the requirement for fast daily turnaround times

b) It prevents errors, eliminates single-source bias, and ensures factual accuracy

c) It reduces the length of the written report

d) It replaces the need for legal review before publication

Answer: b) It prevents errors, eliminates single-source bias, and ensures factual accuracy

Explanation: Verifying facts across multiple independent human, documentary, and digital sources protects journalists from relying on flawed information or single-source biases.

© Copyright 2026 MIVA Open University. All Rights Reserved.

Activities

1. **Peer-to-Peer Assessment**:
    - ***Task***: Swap drafts of a mock investigation plan (e.g., "Probing Fake Drug Syndicates in Lagos").
    - **Rubric**: Source diversity (30%), verification methods (40%), Ethical considerations (30%).
2. **Simulation**:
    - ***Scenario***: Use **Google Advanced Search** to trace ownership of a shell company mentioned in leaked documents.
3. **Critical Thinking Discussion**:
    - ***Prompt***: *"Is it ethical to pay sources for information? Debate using Nigeria's 'Baby Factory' exposés as a case study."*
4. **Timed Reflection (7 mins)**:
    - ***Prompt***: *"Recall a recent investigative report. How did sources shape its impact?"*

Polls/Surveys

- ***Poll***: *"Which fact-gathering challenge is toughest in Nigeria?"*

  a) Source safety

  b) Access to public records

  c) Digital literacy gaps

Tutor-Marked Assessments (TMAs)

The following assessments are designed to test your understanding of the concepts covered in Study Session 2 and engage you with the content through

© Copyright 2026 MIVA Open University. All Rights Reserved.

practical and reflective exercises. Complete each task to demonstrate your mastery of sources and fact-gathering techniques in investigative journalism.

TMA 1: Source Evaluation Exercise (30 marks)

Objective: Apply your knowledge of identifying and evaluating reliable sources.
Task: Imagine you are investigating allegations of environmental pollution by a local factory. You have identified four potential sources:

1. A factory employee who claims to have witnessed illegal waste dumping.
2. A social media post showing images of polluted water near the factory.
3. A government report on regional pollution levels.
4. A local resident who says their health has been affected by the factory's activities.

Instructions:

- For each source, write a short paragraph (100-150 words) explaining:
    - The type of source (e.g., human, digital, document).
    - Its potential reliability and limitations.
    - How you would verify the information provided by this source.
- Conclude with a brief reflection (150 words) on the importance of cross-checking multiple sources to ensure accuracy in investigative journalism.

Marking Criteria:

© Copyright 2026 MIVA Open University. All Rights Reserved.

- Accuracy in identifying source types (8 marks).
- Depth of analysis on reliability and limitations (8 marks).
- Practicality of verification methods (8 marks).
- Clarity and insight in the reflection (6 marks).

TMA 2: Fact-Gathering Plan (40 marks)

Objective: Demonstrate your ability to plan and execute a fact-gathering process for an investigative story. **Task**: Choose one of the following investigative topics:

1. Corruption in local government procurement processes.
2. Misuse of charitable funds by a non-profit organisation.
3. Illegal deforestation in a protected forest area.

Instructions:

- Develop a detailed fact-gathering plan (500-600 words) that includes:
    - A brief overview of the chosen topic and its significance.
    - A list of potential sources (at least two human sources, one document source, and one digital source) and how you would approach them.
    - A step-by-step outline of your fact-gathering process, following the seven steps outlined in the study session (research, identify sources, conduct interviews, collect documents, verify, organise, protect).

© Copyright 2026 MIVA Open University. All Rights Reserved.

    - Ethical considerations specific to your investigation (e.g., protecting whistleblowers, avoiding bias).
- Use bullet points or numbered lists for clarity where appropriate.

Marking Criteria:

- Relevance and clarity of the topic overview (8 marks).
- Appropriateness and diversity of chosen sources (10 marks).
- Thoroughness and practicality of the fact-gathering process (12 marks).
- Consideration of ethical issues (10 marks).

TMA 3: Reflective Essay on Ethical Fact-Gathering (30 marks)

Objective: Reflect on the ethical responsibilities of investigative journalists during fact-gathering. **Task**: Write a reflective essay (400-500 words) addressing the following question: "Why is maintaining ethical standards crucial in the fact-gathering process of investigative journalism, and how can journalists balance the need for information with the responsibility to protect sources?"

Instructions:

- Draw on examples from the study session (e.g., whistleblowers like Edward Snowden or the Panama Papers).
- Discuss at least two ethical challenges (e.g., protecting anonymity, avoiding misinformation) and propose practical solutions.
- Reflect on how ethical fact-gathering enhances the credibility and impact of investigative stories.

© Copyright 2026 MIVA Open University. All Rights Reserved.

Marking Criteria:

- Depth of reflection on ethical standards (10 marks).
- Use of relevant examples from the study session (8 marks).
- Practicality of proposed solutions (8 marks).
- Clarity and structure of the essay (4 marks).

Study Session Three:

Qualities and Attributes of an Investigative Reporter

© Copyright 2026 MIVA Open University. All Rights Reserved.

Introduction

Investigative journalism is a demanding field that goes beyond just wanting to uncover the truth. It needs a mix of skills and personal qualities to succeed. Great reporters are curious, always asking questions and digging deeper into stories. They use critical thinking to make sense of complex information and spot patterns others might miss. They are resilient, able to handle tough situations like uncooperative sources or legal battles without giving up. And they show ethical responsibility, ensuring their work is honest, fair, and respects people's privacy.

These qualities help reporters navigate the challenges of investigative work, like long hours and potential danger. Curiosity sparks the investigation, critical thinking ensures accuracy, resilience keeps them going, and ethical responsibility builds trust with the public. Together, they enable reporters to expose corruption and make a real difference in society, like influencing policy changes or raising awareness about important issues.

According to the Global Investigative Journalism Network, it may take months or years, traditionally conducted by newspapers, wire services, and freelance journalists, but increasingly by non-profit organisations like ProPublica, which rely on public support. The focus is on social justice and accountability, requiring thorough inquiry and often facing significant challenges, as noted in the network's resources.

© Copyright 2026 MIVA Open University. All Rights Reserved.

The importance lies in exposing secrets, whether deliberately concealed by those in power or obscured by a chaotic mass of facts, as per the Story-Based Inquiry handbook by UNESCO (Story-Based Inquiry handbook). It benefits society by revealing misbehaviour, such as looted public funds or health scandals, with stories winning top awards often involving in-depth inquiries, as seen in the Investigative Reporters and Editors awards.

In this session, we will explore the key qualities and attributes that distinguish great investigative reporters from ordinary journalists. We will examine the importance of curiosity, critical thinking, resilience, and ethical responsibility in investigative reporting. By understanding these traits, you will gain insight into what it takes to pursue investigative journalism effectively and make a meaningful impact in society.

Learning Outcomes for Study Session Three

When you have studied this session, you should be able to:

3.1. Identify and explain the essential characteristics that investigative journalists need, such as curiosity, determination, scepticism, and ethical integrity.

3.2. Elaborate on how investigative reporters assess information, verify facts, and make logical connections to uncover hidden truths.

3.3. Explore the ethical challenges investigative journalists face and how they maintain credibility, objectivity, and fairness in their work.

© Copyright 2026 MIVA Open University. All Rights Reserved.

3.4. Identify the risks associated with investigative journalism, including legal threats and personal safety concerns, and learn how reporters protect themselves and their sources.

3.5. Examine how investigative journalists build and maintain sources, collaborate with experts, and effectively communicate their findings to the public.

© Copyright 2026 MIVA Open University. All Rights Reserved.

3.1 Qualities of a Good Investigative Reporter

Have you ever wondered what makes a great investigative reporter? What sets them apart from regular journalists? Investigative journalism isn't just about writing news stories—it's about digging deep, asking tough questions, and uncovering truths that others might want to keep hidden.

Think of famous investigative journalists like Nigeria's Fisayo Soyombo, who went undercover to expose corruption in the Nigerian prison system, or Anas Aremeyaw Anas, the Ghanaian journalist known for his masked identity and hard-hitting exposés. These reporters don't just rely on good writing skills; they have a set of personal and professional qualities that help them succeed in challenging environments.

In this session, we'll explore the key qualities and attributes that define a strong investigative reporter. You'll learn why persistence, critical thinking, and ethical integrity are crucial in this field and how you can develop these skills if you're interested in investigative journalism.

Investigative journalism is not for the faint-hearted. It requires a unique blend of skills and personal traits to navigate the complex world of truth-seeking. Here are some of the essential qualities every investigative reporter should have:

© Copyright 2026 MIVA Open University. All Rights Reserved.



Figure 3.1: Attributes of a good investigative journalist

1. Curiosity: The Drive to Ask 'Why?'

A good investigative journalist is naturally curious (Cancela, Gerber & Dubied, 2021). They don't just accept things at face value—they ask questions. They want to know why something happened, who was involved, and what the consequences are.

For example, if a Nigerian government agency suddenly stops publishing its financial reports, a curious reporter wouldn't just ignore it. They would ask: *Why has this stopped? What are they trying to hide? Who benefits from this lack of transparency?*

© Copyright 2026 MIVA Open University. All Rights Reserved.

How to Develop This: Start questioning everyday things. Read news stories and ask yourself: *Is there more to this story? Who is missing from this narrative?*

2. Persistence: Never Giving Up

Uncovering hidden truths is not easy. Many powerful people and institutions don't want their secrets exposed. That's why investigative journalists need to be persistent. They must be willing to chase leads, conduct multiple interviews, and dig through thousands of documents—even when obstacles arise.

A great example is Fisayo Soyombo, who went undercover as a prisoner in Nigeria to expose corruption in the justice system. He didn't stop when things got tough. Instead, he risked his safety to reveal how the system was failing ordinary Nigerians.

How to Develop This: Train yourself to be patient. Good stories take time. Practice following up on stories and sources, even when you don't get immediate responses.

3. Scepticism: Not Taking Things at Face Value

An investigative journalist must always verify information before accepting it as truth (Stray, 2021). This means questioning official statements, cross-checking facts, and being alert to misinformation.

For instance, if a Nigerian politician claims to have completed a multi-million naira road project, a sceptical reporter wouldn't just report it. They would visit the site,

© Copyright 2026 MIVA Open University. All Rights Reserved.

check government records, and speak to locals to confirm whether the road actually exists.

How to Develop This: Always look for evidence. Don't believe something just because it was said by an official or published in one news outlet.

4. Ethical Integrity: Doing the Right Thing

Investigative reporters handle sensitive information that can impact lives. This means they must be fair, truthful, and responsible in their reporting. They should avoid manipulating facts, misrepresenting people, or publishing stories that could cause unnecessary harm.

For example, when reporting on corruption, a journalist must ensure they have strong evidence before making allegations. False accusations can damage reputations and even lead to legal consequences.

How to Develop This: Follow journalistic ethics. Always fact-check your work, protect your sources when necessary, and report stories with fairness and balance.

5. Resilience: Handling Pressure and Risk

Investigative journalism often involves threats, intimidation, or legal challenges. A good investigative reporter must be resilient enough to handle these pressures.

© Copyright 2026 MIVA Open University. All Rights Reserved.

In Nigeria, journalists who expose corruption sometimes face threats (Oyedokun, 2022). For instance, investigative reporter Ahmad Salkida had to flee Nigeria due to threats over his reporting on Boko Haram. However, he remained committed to his work, continuing to report on the insurgency from exile.

How to Develop This: Learn how to manage stress. Stay informed about your rights as a journalist, and build a network of support, including press organisations and legal experts.

6. Attention to Detail: Not Missing Anything

A small detail can make a big difference in an investigation. Investigative reporters need sharp observational skills to spot inconsistencies in documents, statements, or events.

For example, a small discrepancy in financial records could reveal major fraud. If a government official's declared assets don't match their known lifestyle, it could signal corruption.

How to Develop This: Practice analysing documents, reports, and statements carefully. Pay attention to numbers, dates, and language used in official communications.

© Copyright 2026 MIVA Open University. All Rights Reserved.

7. Strong Communication and Writing Skills

Even the best investigation is useless if it is not clearly communicated. A good investigative reporter must be able to write compelling stories that engage and inform the public.

How to Develop This: Read investigative reports and analyse how they are structured. Practice writing clear, factual, and engaging stories.

3.2 Attributes of an Investigative Reporter

While qualities describe who an investigative journalist is, attributes focus on how they apply these qualities in their work. Let's look at some key attributes in action:

1. Adaptability: Navigating Different Situations

Investigative reporters often work in unpredictable environments. They may need to go undercover, interview uncooperative sources, or quickly change their approach when new evidence emerges.

For example, an investigative journalist covering illegal mining in Zamfara might need to blend in with local communities to gather information.

2. Confidentiality: Protecting Sources

Whistleblowers and confidential informants are critical to many investigations. A good investigative reporter must know how to protect their identities.

© Copyright 2026 MIVA Open University. All Rights Reserved.

The use of secure communication tools, such as encrypted messaging apps, is essential. For instance, the journalists behind the #EndSARS investigations had to ensure their sources remained anonymous to avoid government retaliation.

3. Patience: Investigations Take Time

Unlike daily news reporting, investigative journalism takes weeks, months, or even years to complete. Reporters must be patient and committed to uncovering the full story.

The Panama Papers investigation, which exposed global corruption, took over a year and involved journalists from multiple countries working together.

4. Courage: Facing Risks Head-On

Investigative journalists often confront dangerous situations. Whether exposing corruption, human rights abuses, or organised crime, they must be brave enough to continue their work despite threats.

In Nigeria, investigative journalist Dapo Olorunyomi, the founder of *Premium Times*, has faced arrests and intimidation for his work. Yet, he remains committed to investigative reporting.

Being an investigative journalist is not just about having technical skills—it's about possessing the right mindset and attributes to uncover the truth and serve the public interest.

© Copyright 2026 MIVA Open University. All Rights Reserved.

By developing curiosity, persistence, scepticism, ethical integrity, and resilience, you can strengthen your ability to become an effective investigative journalist. This session has highlighted the key qualities and attributes needed to succeed in this field. As you reflect on these, ask yourself: *Do I have what it takes? If not, how can I develop these qualities?*

Investigative journalism is challenging but rewarding. With the right skills and mindset, you can make a real impact by holding power accountable and telling stories that matter.

In-Text Questions and Answers (ITQs and ITAs)

ITQ1: *Why is scepticism crucial for investigative journalists?*

Answer: It ensures they verify facts rather than accept claims at face value (e.g., cross-checking a politician's project claims with on-site visits).

ITQ2: *Name one method to protect whistleblowers in Nigeria.*

Answer: Using encrypted apps (Signal) or anonymising identities in reports (e.g., #EndSARS investigations).

Conclusion

This study session has illuminated the essential qualities and attributes that define an exceptional investigative reporter, highlighting the unique mindset and skills required to excel in this demanding field. Curiosity drives journalists to question the status quo, persistence enables them to overcome obstacles, and scepticism ensures they verify information rigorously. Ethical integrity is paramount, fostering trust and credibility, while resilience equips reporters to handle threats and pressures. Attributes such as adaptability, confidentiality,

© Copyright 2026 MIVA Open University. All Rights Reserved.

patience, and courage allow journalists to navigate unpredictable environments, protect sources, and pursue long-term investigations despite risks. Through real-world examples, such as Fisayo Soyombo's undercover work in Nigeria and the global Panama Papers collaboration, we've seen these traits in action, demonstrating their impact on uncovering truths and driving societal change. By cultivating these qualities and attributes, you are better prepared to tackle the challenges of investigative journalism, producing stories that hold power accountable and serve the public interest. This session underscores that investigative reporting is not just a profession but a commitment to truth and justice.

Summary

Investigative journalism requires more than just writing skills—it demands a unique set of qualities and attributes that enable reporters to uncover hidden truths, navigate challenges, and hold power accountable. Key qualities include curiosity, persistence, scepticism, ethical integrity, resilience, attention to detail, and strong communication skills. Additionally, investigative reporters must possess attributes such as adaptability, confidentiality, patience, and courage to effectively apply these qualities in real-world reporting. Reporters like Nigeria's Fisayo Soyombo (prison exposé) and Ghana's Anas Aremeyaw Anas (undercover investigations) exemplify these traits. Key attributes include adaptability, confidentiality, patience, and courage to navigate risks and uncover truths that hold power accountable. By developing these traits, aspiring

© Copyright 2026 MIVA Open University. All Rights Reserved.

investigative journalists can strengthen their ability to conduct impactful investigations that serve the public interest.

Self-Assessment Questions and Answers (SAQs and SAAs)

Q1: What are the fundamental qualities that define a effective investigative reporter?

A: Key qualities include curiosity, persistence, resilience, scepticism, a strong commitment to truth, and high ethical standards, which enable reporters to uncover hidden information despite obstacles.

Q2: How does emotional resilience assist an investigative journalist during lengthy investigations?

A: Emotional resilience helps reporters handle stress, threats, burnout, and pushback from powerful entities while maintaining professional focus and mental balance throughout complex investigations.

Q3: Why is healthy scepticism essential when evaluating claims made by sources during an investigation?

A: Scepticism ensures that journalists do not take statements at face value, prompting them to independently verify facts, cross-examine evidence, and avoid uncritical acceptance of deceptive narratives.

© Copyright 2026 MIVA Open University. All Rights Reserved.

Multiple-Choice Questions and Answers (MCQs and MCAs)

1. Which quality is considered the driving force behind an investigative reporter's initial search for hidden truths?

a) Passive acceptance

b) Inquisitive curiosity

c) Profit orientation

d) Timid hesitation

Answer: b) Inquisitive curiosity

Explanation: Curiosity pushes a journalist to ask deep questions, look beyond surface-level facts, and pursue hidden leads that routine news gathering might overlook.

2. Persistence in investigative journalism is best demonstrated when a reporter:

a) Gives up after encountering official silence

b) Continues pursuing leads, verifying data, and overcoming institutional roadblocks

c) Accepts the first official statement as complete truth

d) Publishes rumours immediately to meet daily deadlines

© Copyright 2026 MIVA Open University. All Rights Reserved.

Answer: b) Continues pursuing leads, verifying data, and overcoming institutional roadblocks

Explanation: Investigative reporting requires determination to navigate bureaucratic delays, uncooperative subjects, and complex documentation over extended periods.

3. What role does scepticism play in maintaining the integrity of an investigative report?

a) It causes reporters to reject all facts unconditionally

b) It prevents reporters from accepting unverified claims without concrete proof

c) It encourages reporters to fabricate supporting evidence

d) It limits the journalist to using only official state sources

Answer: b) It prevents reporters from accepting unverified claims without concrete proof

Explanation: Healthy scepticism forces reporters to critically analyse information, question motives, and require rigorous verification before accepting any claim as factual.

4. Ethical integrity is a crucial attribute for an investigative reporter because it:

a) Ensures stories guarantee high corporate profit margins

© Copyright 2026 MIVA Open University. All Rights Reserved.

b) Maintains public trust, source protection, and adherence to legal and moral standards

c) Speeds up the publishing process by skipping fact-checking

d) Eliminates the need for cross-referencing document trails

Answer: b) Maintains public trust, source protection, and adherence to legal and moral standards

Explanation: Without ethical integrity, an investigation loses credibility, risks defaming subjects, compromises source safety, and damages public trust in media institutions.

5. How does courage aid an investigative journalist operating in hostile reporting environments?

a) It allows them to bypass legal restrictions and engage in illegal break-ins

b) It enables them to stand firm against legal intimidation, threats, and political pressure

c) It ensures they can complete investigations without needing any team support

d) It replaces the need for thorough document verification

Answer: b) It enables them to stand firm against legal intimidation, threats, and political pressure

© Copyright 2026 MIVA Open University. All Rights Reserved.

Explanation: Courage empowers journalists to publish sensitive truths and withstand pushback, harassment, or threats from powerful interests attempting to suppress reports.

Activities

1. **Peer-to-Peer Assessment**:
    - *Task*: Review a partner's mock investigation plan (e.g., "Probing Fake Drug Markets").
    - **Rubric**: Ethical considerations (30%), persistence strategies (30%), clarity (40%).
2. **Critical Thinking Discussion**:
    - *Prompt*: *"Is undercover journalism justified? Debate using Anas Aremeyaw Anas' methods vs. ethical boundaries."*
3. **Simulation**:
    - *Scenario*: Roleplay interviewing a reluctant whistleblower (focus on **building trust** while ensuring safety).
4. **Timed Reflection (5 mins)**:
    - *Prompt*: *"Recall a journalist who faced risks for reporting. Which qualities did they exemplify?"*

© Copyright 2026 MIVA Open University. All Rights Reserved.

Polls/Surveys

- *Poll*: *"Which quality is MOST challenging to maintain in Nigeria?"*

  a) Ethical integrity

  b) Resilience against threats

  c) Patience in long investigations

Tutor-Marked Assessments (TMAs)

The following assessments are designed to test your understanding of the qualities and attributes of an investigative reporter and engage you with the content through analytical, reflective, and practical exercises. Complete each task to demonstrate your grasp of the concepts covered in Study Session 3.

TMA 1: Case Study Analysis (30 marks)

Objective: Analyse how key qualities and attributes are applied in real-world investigative journalism.

Task: Choose one of the following investigative journalists and their notable work:

1. Fisayo Soyombo (undercover investigation of Nigerian prison corruption).
2. Anas Aremeyaw Anas (undercover exposés in Ghana).
3. The Panama Papers team (global investigation of offshore financial activities).

© Copyright 2026 MIVA Open University. All Rights Reserved.

Instructions:

- Write a 400-500 word analysis that:
    - Briefly describes the chosen investigation and its impact.
    - Identifies at least three qualities (e.g., curiosity, persistence, ethical integrity) and two attributes (e.g., adaptability, courage) demonstrated by the journalist(s).
    - Explains how these qualities and attributes contributed to the success of the investigation, using specific examples.
    - Reflects on one challenge the journalist(s) faced and how they overcame it using these traits.

Marking Criteria:

- Accuracy and relevance of the investigation description (6 marks).
- Identification and explanation of qualities and attributes (10 marks).
- Use of specific examples to support analysis (8 marks).
- Depth of reflection on challenges and solutions (6 marks).

TMA 2: Practical Skills Development Plan (40 marks)

Objective: Develop a personal plan to cultivate the qualities and attributes of an investigative reporter.

Task: Create a detailed plan (500-600 words) to strengthen your skills as an aspiring investigative journalist, focusing on the qualities and attributes discussed in the session.

© Copyright 2026 MIVA Open University. All Rights Reserved.

Instructions:

- Select three qualities (e.g., curiosity, scepticism, resilience) and two attributes (e.g., patience, confidentiality) you wish to develop.
- For each, include:
    - Why this quality or attribute is important for investigative journalism (use examples from the session where possible).
    - A specific, actionable strategy to develop it (e.g., practising fact-checking, joining a journalism workshop, or learning secure communication tools).
    - A timeline for implementing each strategy (e.g., 1 month, 3 months).
- Conclude with a brief reflection (100-150 words) on how developing these traits will prepare you for the challenges of investigative journalism.

Marking Criteria:

- Relevance and justification of chosen qualities and attributes (10 marks).
- Practicality and specificity of development strategies (12 marks).
- Feasibility of timelines (8 marks).
- Insightfulness of the concluding reflection (10 marks).

TMA 3: Ethical Dilemma Reflection (30 marks)

Objective: Reflect on the ethical responsibilities of investigative journalists and propose solutions to ethical challenges.

Task: Write a reflective essay (400-500 words) addressing the following question: "How can investigative journalists balance the pursuit of truth with

© Copyright 2026 MIVA Open University. All Rights Reserved.

ethical responsibilities, such as protecting sources and avoiding harm, when faced with sensitive investigations?"

Instructions:

- Discuss at least two ethical dilemmas (e.g., protecting a whistleblower's identity, deciding whether to publish a story that could cause harm).
- Use examples from the session (e.g., Ahmad Salkida's reporting on Boko Haram or the #EndSARS investigations) to illustrate these dilemmas.
- Propose practical solutions to address these dilemmas while maintaining journalistic integrity.
- Reflect on why ethical responsibility is critical to the credibility and impact of investigative journalism.

Marking Criteria:

- Depth of discussion on ethical dilemmas (10 marks).
- Relevance and use of session examples (8 marks).
- Practicality of proposed solutions (8 marks).
- Clarity and structure of the reflection (4 marks).

© Copyright 2026 MIVA Open University. All Rights Reserved.

Study Session Four:

Principles of Investigative Journalism

© Copyright 2026 MIVA Open University. All Rights Reserved.

Introduction

Investigative journalism is more than just reporting facts; it is a systematic and disciplined approach to uncovering hidden truths (Dagba, Opoku, Amankwa, & Nyadera, 2022), holding power accountable, and exposing wrongdoing for the public good. Unlike daily news reporting, investigative journalism requires in-depth research, critical analysis, and adherence to strong ethical principles.

Throughout history, investigative journalists have played a vital role in shaping societies by exposing corruption, human rights abuses, and corporate fraud (Dagba, Opoku, Amankwa, & Nyadera, 2022). Whether it's the groundbreaking Watergate investigation in the United States or exposés on electoral fraud in Nigeria, investigative reporting serves as a watchdog, ensuring transparency and justice.

But what makes an investigation credible and impactful? In this session, we will explore the core principles of investigative journalism, including accuracy, fairness, accountability, and the ethical responsibilities journalists must uphold. You will learn how investigative journalists gather and verify information, balance the public's right to know with ethical considerations, and navigate legal risks while ensuring their stories stand up to scrutiny.

By the end of this session, you will not only understand the guiding principles that define investigative journalism but also appreciate their importance in producing credible, high-impact reports.

© Copyright 2026 MIVA Open University. All Rights Reserved.

Learning Outcomes for Study Session Four

When you have studied this session, you should be able to

4.1. Elaborate on the Fundamental Principles of Investigative Journalism

- Learn the key principles that distinguish investigative journalism from other forms of reporting, such as accuracy, independence, and accountability.
- Recognise the importance of maintaining journalistic integrity while conducting investigations.

4.2. Develop Skills for Verifying and Fact-Checking Information

- Understand the importance of verifying sources and cross-checking facts before publishing a story.
- Learn techniques for assessing the credibility of documents, interviews, and online information.

4.3. Explore the Ethical Considerations in Investigative Journalism

- Examine ethical dilemmas investigative journalists face, such as privacy concerns, source protection, and the potential consequences of their reports.
- Understand how to balance the public interest with ethical and legal responsibilities.

4.4. Learn Strategies for Navigating Legal Risks

- Understand common legal challenges in investigative journalism, such as defamation, libel, and national security restrictions.
- Learn how to protect yourself legally while conducting investigations and reporting findings.

© Copyright 2026 MIVA Open University. All Rights Reserved.

4.5. Appreciate the Impact of Investigative Journalism in Society

- Explore real-life case studies of investigative journalism exposing corruption, injustice, and abuses of power.
- Discuss how investigative journalism can drive societal change and promote transparency.

© Copyright 2026 MIVA Open University. All Rights Reserved.

4.1 General principles of investigative journalism

Investigative journalism isn't just regular reporting; it's digging deep to uncover truths that powerful people or institutions might want to keep hidden. Think of it like being a detective, but instead of solving crimes, you're exposing corruption, injustice, or systemic failures.

Welcome to an in-depth exploration of the general principles of investigative journalism! These principles are the backbone of responsible and impactful investigative reporting. They ensure that journalists uncover the truth ethically, credibly, and with a focus on serving society. Let's dive into each principle step by step, using clear explanations, relatable examples, and practical tips to help you understand how these principles apply in real-world scenarios.



Figure 4.1: Investigative Journalism in Society

© Copyright 2026 MIVA Open University. All Rights Reserved.

4.1.1 Accuracy: The Foundation of Truth

Why Accuracy Matters

Accuracy is the cornerstone of investigative journalism. Unlike regular news stories, investigative reports often deal with sensitive topics, corruption, abuse of power, and injustice that can have serious consequences. Getting even one detail wrong can damage reputations, lead to lawsuits, or undermine public trust in your work.

Real-World Example

In Nigeria, journalist Fisayo Soyombo conducted an undercover investigation into corruption within the country's prison system. His findings were based on firsthand experiences, verified documents, and interviews with key stakeholders. Every claim he made was meticulously checked and supported by evidence, ensuring his report was both credible and actionable.

Practical Tips for Ensuring Accuracy

- **Double-Check Everything:** Verify facts from multiple independent sources before including them in your story.
- **Avoid Speculation:** If you're unsure about a fact or allegation, don't include it until you've confirmed its validity.
- **Use Primary Sources: R**ely on original documents, direct observations, and interviews rather than second-hand accounts.
- **Be Cautious with Anonymous Sources:** While anonymity can protect whistleblowers, always confirm their credibility and verify their claims through other means.

© Copyright 2026 MIVA Open University. All Rights Reserved.

Key Takeaway: Accuracy isn't just about getting things right—it's about earning the trust of your audience. One mistake can undo months of hard work.

4.1.2 Fairness and Objectivity: Telling All Sides of the Story

What Does Fairness Mean?

Fairness means giving every party involved in a story a chance to respond. Even when exposing wrongdoing, investigative journalists must remain objective and avoid bias. This ensures that your report is balanced and fair.

Real-World Example

Imagine you're writing a story about alleged corruption in a government agency. To maintain fairness:

1. Clearly state the allegations against the agency.
2. Reach out to the agency's spokesperson or officials for their side of the story.
3. Include their response in your final report—even if it contradicts your findings.

This approach shows readers that you've done your due diligence and aren't simply pushing a narrative.

How to Practice Fairness

- Seek responses: Always contact individuals or organisations implicated in your investigation. Give them ample time to reply.
- Avoid loaded language: Use neutral wording instead of emotionally charged phrases that could sway readers' opinions.

© Copyright 2026 MIVA Open University. All Rights Reserved.

- Acknowledge uncertainties: If there are gaps in the information, admit it openly rather than pretending to know everything.

Key Takeaway: Fairness builds credibility. By presenting all sides of the story, you demonstrate professionalism and integrity.

4.1.3 Independence: Free from Bias and External Influence

The Importance of Independence

Investigative journalists must operate independently of external pressures—whether from politicians, advertisers, or personal biases. Independence ensures that your work remains trustworthy and unbiased.

Real-World Example

Nigeria's Premium Times has earned a reputation for fearless independent reporting. Despite threats and legal challenges, the outlet continues to expose corruption at the highest levels of government and business. Their independence allows them to pursue stories without fear of retaliation.

© Copyright 2026 MIVA Open University. All Rights Reserved.

How to Maintain Independence

- **Avoid Conflicts of Interest**: If you have a personal connection to a story (e.g., a family member is involved), recuse yourself and let another journalist take over.
- **Resist Bribes or Favours**: Politicians or corporations may try to influence your reporting through gifts or promises. Stay vigilant!
- **Collaborate With Trusted Colleagues:** Working as part of a team can reduce the risk of individual pressure or coercion.

Key Takeaway: Independence is non-negotiable. It protects your credibility and ensures your work serves the public, not private interests.

4.1.4 Public Interest: Serving Society, Not Personal Agendas

Defining Public Interest

Investigative journalism should address issues that matter to society—like corruption, human rights abuses, environmental degradation, or systemic failures. It's not about settling scores or chasing sensational headlines.

Real-World Example

During Nigeria's #EndSARS movement, investigative journalists played a crucial role in exposing police brutality and misconduct. Their reports highlighted systemic problems and sparked nationwide protests, leading to reforms in law enforcement. These stories were driven by public interest, not personal vendettas.

How to Focus on Public Interest

© Copyright 2026 MIVA Open University. All Rights Reserved.

- **Ask "Why Does This Matter?":** Before starting an investigation, consider whether the issue affects a large number of people or addresses a significant societal problem.
- **Prioritise Impact Over Clicks:** While sensational stories might attract attention, they won't necessarily create meaningful change.
- **Stay Grounded:** Avoid pursuing petty grievances or targeting individuals without broader significance.

Key Takeaway: Investigative journalism exists to serve the public good. Keep your focus on stories that empower and inform society.

4.1.5 Confidentiality and Source Protection: Ensuring Safety

Why Protecting Sources Is Critical

Many investigative stories rely on whistleblowers who risk their livelihoods, or even their lives, to share critical information. Protecting their identity is essential to maintaining trust and encouraging future disclosures.

© Copyright 2026 MIVA Open University. All Rights Reserved.

Real-World Example

Ghanaian journalist Anas Aremeyaw Anas is famous for wearing disguises to protect his identity while investigating crime and corruption. He also uses encrypted communication tools to safeguard his interactions with sources.

How to Protect Your Sources

- **Use Secure Communication Methods:** Tools like Signal (for messaging) and ProtonMail (for emails) offer end-to-end encryption.
- **Keep Records Offline:** Store sensitive notes or documents in a secure location away from digital devices.
- **Respect Anonymity Agreements**: Never reveal a source's identity unless they explicitly consent.

Key Takeaway: Protecting your sources is not just ethical—it's vital for building trust and ensuring their safety.

4.1.6 Ethical Integrity: Doing the Right Thing

The Role of Ethics in Journalism

Ethics guide investigative journalists in making difficult decisions. Just because information is available doesn't mean it should be published. Journalists must weigh the potential harm against the public benefit of releasing certain details.

© Copyright 2026 MIVA Open University. All Rights Reserved.

Real-World Example

Suppose you're investigating a financial fraud case involving a prominent businessman. Before publishing allegations, you need to:

1. Verify the claims through reliable sources.
2. Consider whether publishing unverified accusations could unjustly harm the individual's reputation.
3. Ensure the story contributes to the public interest rather than causing unnecessary damage.

How to Uphold Ethical Standards

- **Follow Professional Codes:** Refer to guidelines from organisations like the Nigerian Union of Journalists (NUJ) or the International Federation of Journalists (IFJ).
- **Minimise Harm:** Ask yourself, "Will publishing this cause more harm than good?" If yes, reconsider.
- **Be Transparent:** Disclose your methods and sources (when safe) to build trust with your audience.

Key Takeaway: Ethics are your compass. They help you navigate complex situations and make decisions that uphold the integrity of your work.

4.2 Intelligent Discussion on 'Dos and Don'ts'

Now that we've covered the core principles of investigative journalism, let's dive into the practical side of things—the dos and don'ts. These guidelines are designed to help you stay focused, avoid common mistakes, and navigate the challenges of investigative reporting effectively. Think of this as your roadmap to becoming a responsible and impactful journalist.

© Copyright 2026 MIVA Open University. All Rights Reserved.

4.2.1 Do: Build Strong Relationships with Sources

Why Sources Matter

Sources are the backbone of investigative journalism. Without reliable sources, even the most skilled journalist can't uncover hidden truths. Building strong relationships with them is essential for gathering credible information and ensuring their safety.

Do's: How to Build Trust with Sources

- **Protect Anonymity:** If a source requests confidentiality, honour it—no exceptions. Use secure communication methods like encrypted apps (e.g., Signal) to protect their identity.
- **Be Patient:** Some sources may take time to trust you. Listen actively, show empathy, and respect their boundaries.
- **Show Gratitude:** Acknowledge their courage in sharing sensitive information. A simple "thank you" or acknowledgment (if safe) can go a long way in building rapport.

Don'ts: Avoiding Common Pitfalls

- **Don't Overpromise:** Never promise absolute safety unless you're absolutely sure you can deliver. Be honest about risks and limitations.
- **Avoid Pressuring Sources:** Respect their comfort levels. Pushing too hard can damage trust and jeopardise the investigation.

Relatable Analogy

Think of your relationship with sources like a friendship. Would you betray a friend's trust? No, because it would ruin the relationship. The same goes for journalism. Trust is fragile, and once broken, it's nearly impossible to rebuild.

© Copyright 2026 MIVA Open University. All Rights Reserved.

Do: Verify Everything

The Importance of Verification

In investigative journalism, accuracy isn't optional—it's mandatory. Even small errors can undermine your credibility and harm innocent people. Always verify every piece of information before publishing.

Do's: How to Verify Information

- **Cross-Check Facts:** Use multiple independent sources to confirm details. For example, if a whistleblower provides documents, compare them with official records or expert opinions.
- **Visit Locations:** Seeing a place firsthand can provide valuable context and help you spot inconsistencies in accounts.
- **Leverage FOI Requests**: In Nigeria, tools like the Freedom of Information Act allow journalists to access public records. Use these resources to gather verifiable data.

Don'ts: Avoiding Verification Traps

- **Don't Rely on a Single Source:** Even seemingly trustworthy sources can be mistaken or biased. Always seek corroboration.
- **Avoid Unverified Rumours:** During crises like the #EndSARS protests false stories spread quickly online. Responsible journalists verified claims by speaking directly to protesters, reviewing videos, and consulting official reports.

Nigerian Example

During the #EndSARS movement many fake videos and stories circulated on social media. Journalists who followed ethical practices took the time to verify

© Copyright 2026 MIVA Open University. All Rights Reserved.

claims, ensuring their reports were accurate and credible. This diligence helped maintain public trust during a tense period.

2.3 Do: Stay Ethical

Why Ethics Are Essential

Ethics are your compass in investigative journalism. They guide your decisions and ensure your work remains credible and fair. Without ethics, you risk losing the trust of your audience—and yourself.

Do's: Upholding Ethical Standards

- **Follow Professional Codes:** Adhere to guidelines from organisations like the Nigerian Union of Journalists (NUJ) or the International Federation of Journalists (IFJ)
- **Weigh Harm vs. Benefit**: Before publishing, consider whether the potential harm outweighs the public interest. For instance, revealing the identity of a vulnerable whistleblower might cause more harm than good.
- **Give Subjects a Chance to Respond**: Always offer individuals or organisations implicated in your story an opportunity to comment.

Don'ts: Avoiding Ethical Lapses

- **Don't Fabricate or Distort**: Never make up quotes, manipulate images, or exaggerate facts to fit a narrative.
- **Avoid Sensationalism:** Your goal is to inform, not shock. Sensational headlines may attract clicks but can mislead readers and damage your reputation.

Discussion Starter

© Copyright 2026 MIVA Open University. All Rights Reserved.

What happens when ethics clash with deadlines? Imagine you're investigating a deadly environmental disaster. Breaking the story early could save lives, but rushing might mean spreading incomplete or inaccurate information. How do you balance urgency with responsibility?

2.4 Do: Stay Safe

The Risks of Investigative Journalism

Investigative journalism can be dangerous, especially in countries like Nigeria where journalists face harassment, legal battles, or physical threats. Staying safe is non-negotiable.

Do's: Prioritising Safety

- **Develop a Safety Plan:** Create a strategy for risky situations, including secure communication methods, emergency contacts, and escape routes.
- **Work with Trusted Colleagues:** Collaborating with others reduces the risk of isolation and provides support in challenging situations.
- **Know Your Rights:** Familiarise yourself with laws protecting journalists, such as defamation statutes or freedom of speech provisions. Seek legal advice if needed.

Don'ts: Avoiding Dangerous Situations

- **Don't Go Alone:** Always have backup when entering risky environments, whether it's a crime scene or a meeting with a hostile source.
- **Avoid Confrontation:** Directly confronting dangerous individuals or groups can escalate tensions. Instead, rely on indirect methods like document analysis or interviews with safer sources.

© Copyright 2026 MIVA Open University. All Rights Reserved.

Real-Life Inspiration

Look at the bravery of journalists like Dapo Olorunyomi co-founder of Premium Times who has faced numerous legal battles while advocating for press freedom in Nigeria. His resilience serves as a reminder of the importance of staying safe while pursuing truth.

2.5 Do: Tell Compelling Stories

Why Storytelling Matters

Even the best investigation won't make an impact if no one reads it. Learning to tell compelling stories ensures your findings resonate with your audience.

Do's: Crafting Engaging Narratives

- **Use Visuals:** Photos, infographics, and videos can enhance your story and make complex information easier to understand.
- **Write Clearly and Engagingly**: Avoid jargon and technical terms that alienate readers. Break down complicated concepts into digestible language.
- **Highlight Human Stories:** People connect emotionally with personal narratives. For example, instead of just reporting statistics about poverty, share the story of someone affected by it.

© Copyright 2026 MIVA Open University. All Rights Reserved.

Don'ts: Avoiding Overcomplication

- **Don't Overwhelm Readers:** Too much technical detail can confuse or bore your audience. Stick to the essentials.
- **Avoid Long Blocks of Text**: Use subheadings, bullet points, and short paragraphs to improve readability.

Nigerian Success Story

The Punch Newspapers' "Fuel Subsidy Scandal" series is a great example of combining solid investigation with compelling storytelling. By using clear language, visuals, and real-world examples, the reporters made a complex issue accessible and sparked national debates that led to policy changes.

In-Text Questions and Answers (ITQs and ITAs)

ITQ 1: Why is accuracy considered the cornerstone of investigative journalism?

Answer: Accuracy is critical because investigative reports often deal with sensitive topics like corruption, abuse of power, or injustice. Even a small error can damage reputations, lead to legal trouble, or undermine public trust in the journalist's work. For example, Fisayo Soyombo's investigation into Nigeria's prison system was credible because he meticulously verified every claim using firsthand experiences, documents, and interviews.

ITQ 2: What steps can a journalist take to protect their sources' identities?

Answer: Journalists can use secure communication methods like Signal for messaging and ProtonMail for emails, store records offline in a secure location, and respect anonymity agreements by never revealing a source's identity unless explicitly consented to. An example is Ghanaian journalist Anas Aremeyaw Anas,

© Copyright 2026 MIVA Open University. All Rights Reserved.

who uses disguises and encrypted tools to safeguard his interactions with whistleblowers.

Conclusion

This study session has provided a comprehensive understanding of the core principles that underpin investigative journalism, equipping you with the knowledge to produce credible, ethical, and impactful reports. The principles of accuracy, fairness, independence, public interest, confidentiality, and ethical integrity form the foundation of responsible journalism, ensuring that investigations withstand scrutiny and serve society. Through practical guidance on the "dos and don'ts" of investigative reporting, you've learned how to build trust with sources, verify information rigorously, navigate ethical dilemmas, prioritise safety, and craft compelling narratives that resonate with audiences. Real-world examples, such as Fisayo Soyombo's prison exposé and the #EndSARS investigations, illustrate how these principles drive meaningful change by exposing corruption and injustice. By mastering these principles, you are better prepared to tackle the challenges of investigative journalism, balancing the pursuit of truth with legal and ethical responsibilities. This session reinforces the vital role of investigative journalism as a watchdog for transparency and accountability.

Summary

This study session explored the core principles and practical guidelines of investigative journalism. We began by understanding the fundamental principles, accuracy, fairness, independence, public interest, confidentiality, and ethics that

© Copyright 2026 MIVA Open University. All Rights Reserved.

distinguish investigative journalism from other forms of reporting. These principles ensure that journalists produce credible, impactful, and ethical reports.

We then delved into an intelligent discussion on the "dos and don'ts" of investigative journalism, providing actionable advice on building relationships with sources, verifying information, staying ethical, prioritising safety, and crafting compelling stories. Through real-world examples and practical tips, we emphasised the importance of maintaining journalistic integrity while navigating challenges unique to this field.

By the end of this session, you should be equipped with the knowledge and tools necessary to conduct thorough investigations responsibly and effectively. Now, let's reinforce your learning with interactive content, including ITQs, multiple-choice questions, and engaging activities.

© Copyright 2026 MIVA Open University. All Rights Reserved.

Self-Assessment Questions and Answers (SAQs and SAAs)

SAQ1: Why is accuracy considered the foundational principle of investigative journalism?

Answer: Accuracy is the bedrock of investigative journalism because every claim must be backed by verifiable facts and evidence; a single error can destroy public trust, damage reputations, and undermine the credibility of the entire report.

SAQ2: How do fairness and objectivity differ from simply presenting both sides of a story equally?

Answer: Fairness and objectivity require giving subjects a reasonable opportunity to respond and representing facts truthfully without bias, rather than giving equal weight to false equivalencies or misleading claims.

SAQ3: Why is maintaining independence essential for an investigative journalist?

Answer: Independence ensures that journalists remain free from political, financial, or personal conflicts of interest, allowing them to report without external pressure, bias, or compromise.

Multiple-Choice Questions and Answers (MCQs and MCAs)

1. Which principle serves as the ultimate foundation of truth in investigative journalism, requiring rigorous verification of all facts?

a) Speed

© Copyright 2026 MIVA Open University. All Rights Reserved.

b) Accuracy

c) Sensationalism

d) Speculation

Answer: b) Accuracy

Explanation: Accuracy requires every statement, data point, and quote to be rigorously verified against evidence before publication to ensure truthfulness and prevent errors.

2. What does the principle of "Public Interest" imply for an investigative project?

a) The story should serve to maximise commercial advertising revenue

b) The investigation must expose wrongdoing or issues that directly affect societal well-being, rather than personal agendas

c) The story must only report on popular entertainment celebrities

d) The investigation should protect corrupt officials from exposure

Answer: b) The investigation must expose wrongdoing or issues that directly affect societal well-being, rather than personal agendas

Explanation: Public interest ensures that investigative reporting focuses on unearthing systemic issues, corruption, and abuses of power that matter to society rather than trivial or private matters.

© Copyright 2026 MIVA Open University. All Rights Reserved.

3. Maintaining source confidentiality is critical primarily because it:

a) Allows journalists to make up facts without accountability

b) Protects whistleblowers and human sources from physical harm, legal retaliation, or job loss

c) Ensures media owners gain exclusive copyrights

d) Prevents other outlets from citing the story

Answer: b) Protects whistleblowers and human sources from physical harm, legal retaliation, or job loss

Explanation: Confidentiality safeguards vulnerable individuals who risk their livelihoods or safety to disclose crucial hidden information to the public.

4. Which of the following highlights a core "Do" regarding source relationships in investigative journalism?

a) Pay sources large sums of cash for sensational leaks

b) Build strong, professional relationships based on trust, clear ground rules, and protection

c) Reveal a confidential source's identity if pressured by political figures

d) Guarantee that the final article will paint the source in a favourable light

Answer: b) Build strong, professional relationships based on trust, clear ground rules, and protection

© Copyright 2026 MIVA Open University. All Rights Reserved.

Explanation: Journalists must establish clear ground rules (e.g., off-the-record parameters) and trust while maintaining professional boundaries without paying for information.

5. How does ethical integrity guide investigative reporters when facing severe commercial or political pressures?

a) It encourages them to yield to advertisers' demands

b) It ensures they adhere to moral standards, honesty, and professional codes regardless of external pushback

c) It allows them to use illegal methods whenever convenient

d) It dictates that they ignore legal boundaries entirely

Answer: b) It ensures they adhere to moral standards, honesty, and professional codes regardless of external pushback

Explanation: Ethical integrity compels journalists to prioritise truth, fairness, and accountability over financial gain, personal bias, or political expediency.

© Copyright 2026 MIVA Open University. All Rights Reserved.

Activities

1. Peer-to-Peer Assessment

Activity: Develop a set of questions for students to evaluate each other's ability to identify credible sources. For instance:

- How would you assess the reliability of a whistleblower's testimony?
- What red flags would indicate that a document might be forged?

Rubric for Assessment Criteria:

- **Excellent (5 points):** Clearly identifies reliable indicators of credibility and provides specific examples.
- **Good (3 points):** Provides some valid indicators but lacks depth or detail.
- **Needs Improvement (1 point):** Misunderstands key concepts or fails to provide relevant examples.

2. Polls and Surveys

Activity: Conduct a poll asking students which principle they find most challenging to uphold in investigative journalism. Provide options such as:

- Accuracy
- Independence
- Ethical Integrity
- Source Protection

After collecting responses, discuss why certain principles may pose greater challenges than others. For example, many students might struggle with balancing accuracy and deadlines due to time constraints.

3. Simulation Exercise

© Copyright 2026 MIVA Open University. All Rights Reserved.

Activity: Organise a simulation where students act as investigative journalists covering a fictional scandal involving a corrupt government official. Divide the class into teams, assigning roles such as investigator, fact-checker, editor, and legal advisor. Each team must:

- Gather evidence (e.g., fake documents, witness statements).
- Verify facts using multiple sources.
- Draft a report adhering to ethical guidelines.

At the end of the exercise, compare outcomes and discuss how different approaches affected the quality and impact of the final reports.

4. Project Question

Activity: Pose a project question requiring students to write a short investigative piece on a local issue affecting their community. Examples include environmental pollution, inadequate healthcare services, or educational disparities. Students must:

- Identify at least three credible sources.
- Verify all claims using primary data.
- Present their findings in a clear, engaging format (e.g., article, infographic, or video).

Encourage creativity and critical thinking by awarding bonus points for innovative storytelling techniques.

5. Timed Reflection Questions

Activity: Provide brief prompts with a 5-minute time limit for written reflections. Sample questions include:

© Copyright 2026 MIVA Open University. All Rights Reserved.

- Reflect on a recent news story you found impactful. How did it align with the principles discussed in this session?
- If you were investigating police brutality during the #EndSARS movement, what steps would you take to verify claims made by protesters?

Collect responses and facilitate a group discussion to share insights.

6. Critical Thinking Discussion Prompts

Activity: Present a controversial scenario for analysis. For example:

- "A journalist uncovers evidence of electoral fraud but fears publishing the story could incite violence. Should they proceed with publication?"

Ask students to analyse the situation using Bloom's taxonomy levels:

- **Remembering**: Recall the ethical responsibilities of journalists.
- **Analysing**: Evaluate the potential risks and benefits of publishing the story.
- **Creating**: Propose alternative strategies to address the issue without causing harm.

Facilitate a structured debate to encourage diverse perspectives and foster deeper understanding.

Tutor-Marked Assessments (TMAs)

The following assessments are designed to test your understanding of the principles of investigative journalism and engage you with the content through analytical, practical, and reflective exercises. Complete each task to demonstrate your mastery of the concepts covered in Study Session 4.

TMA 1: Principle Application Analysis (30 marks)

© Copyright 2026 MIVA Open University. All Rights Reserved.

Objective: Analyse how the principles of investigative journalism are applied in a real-world case.

Task: Choose one of the following investigative journalism cases:

1. Fisayo Soyombo's undercover investigation into Nigerian prison corruption.
2. The #EndSARS investigations exposing police brutality in Nigeria.
3. The Watergate investigation in the United States.

Instructions:

- Write a 400-500 word analysis that:
    - Briefly describes the chosen case and its societal impact.
    - Identifies at least three principles (e.g., accuracy, fairness, public interest) applied in the investigation, with specific examples of how they were upheld.
    - Discusses one challenge (e.g., legal risks, ethical dilemmas) faced by the journalists and how they addressed it while adhering to these principles.
    - Reflects on why these principles were critical to the investigation's credibility and success.

Marking Criteria:

- Accuracy and relevance of the case description (6 marks).
- Identification and explanation of principles with examples (10 marks).
- Analysis of the challenge and response (8 marks).
- Depth of reflection on the role of principles (6 marks).

© Copyright 2026 MIVA Open University. All Rights Reserved.

TMA 2: Investigative Journalism Plan (40 marks)

Objective: Develop a plan for an investigative journalism project, applying the principles and practical guidelines from the session.

Task: Propose an investigative story on one of the following topics:

1. Financial mismanagement in a local government council.
2. Environmental pollution by a corporate entity.
3. Human rights abuses in a public institution.

Instructions:

- Create a detailed plan (500-600 words) that includes:
    - A brief overview of the topic and its public interest significance.
    - A step-by-step outline of how you would conduct the investigation, incorporating at least three principles (e.g., accuracy, independence, confidentiality) and two "dos" (e.g., verify everything, build strong relationships with sources).
    - Specific strategies for addressing one potential challenge (e.g., legal risks, uncooperative sources), ensuring adherence to ethical standards.
    - A description of how you would present the findings to ensure clarity and impact (e.g., use of visuals, human stories).
- Use bullet points or numbered lists for clarity where appropriate.

Marking Criteria:

© Copyright 2026 MIVA Open University. All Rights Reserved.

- Relevance and public interest of the topic (8 marks).
- Application of principles and practical guidelines (12 marks).
- Practicality of strategies for addressing challenges (10 marks).
- Clarity and creativity in presenting findings (10 marks).

TMA 3: Ethical Dilemma Reflection (30 marks)

Objective: Reflect on the ethical challenges in investigative journalism and propose solutions to balance truth-seeking with responsibility.

Task: Write a reflective essay (400-500 words) addressing the following question: "How can investigative journalists navigate ethical dilemmas, such as protecting sources or minimising harm, while pursuing stories in the public interest?"

Instructions:

- Discuss at least two ethical dilemmas (e.g., protecting a whistleblower's identity, deciding whether to publish sensitive information).
- Use examples from the session (e.g., Anas Aremeyaw Anas's use of encrypted tools, Premium Times' independent reporting) to illustrate these dilemmas.
- Propose practical solutions to address these dilemmas while upholding ethical integrity.
- Reflect on why ethical decision-making is essential for maintaining credibility and public trust.

Marking Criteria:

© Copyright 2026 MIVA Open University. All Rights Reserved.

- Depth of discussion on ethical dilemmas (10 marks).
- Relevance and use of session examples (8 marks).
- Practicality of proposed solutions (8 marks).
- Clarity and structure of the reflection (4 marks).

Study Session Five:

Crime Reporting Fundamentals

© Copyright 2026 MIVA Open University. All Rights Reserved.

Introduction

Crime reporting is a critical aspect of journalism that involves investigating, analysing, and presenting news related to criminal activities. From breaking news about violent crimes to in-depth reports on organised crime and judicial proceedings, crime journalists play a crucial role in informing the public and ensuring accountability within the justice system.

Crime stories are often sensitive, requiring journalists to balance accuracy, ethics, and legal considerations while delivering compelling narratives. The work of crime reporters has historically exposed corruption, influenced policy changes, and helped bring justice to victims. However, it also presents unique challenges, such as the need for source protection, legal risks, and ethical dilemmas when dealing with victims and law enforcement agencies.

This session explores the essential principles of crime reporting, including how to gather credible information, verify facts, adhere to ethical standards, and navigate legal constraints. By understanding these fundamentals, journalists can contribute to responsible crime reporting that upholds public trust and promotes transparency.

By the end of this study session, you will have the foundational knowledge and skills needed to report on crime effectively, ensuring your work remains factual, ethical, and impactful.

Learning Objectives for Study Session Five

When you have studied this session, you should be able to:By the end of this study session, you should be able to:

© Copyright 2026 MIVA Open University. All Rights Reserved.

5.1. **Elaborate on the Role of Crime Reporters in Society**

- Learn how crime reporting contributes to public awareness, justice, and policy changes.
- Explore real-life examples of investigative crime journalism leading to societal impact.

5.2. **Develop Skills for Gathering and Verifying Crime-Related Information**

- Identify reliable sources, including law enforcement, witnesses, and legal documents.
- Learn techniques for cross-checking facts and avoiding misinformation.

5.3. **Apply Ethical and Legal Considerations in Crime Reporting**

- Understand the ethical responsibilities when reporting on crime, including victim sensitivity and source protection.
- Learn how to navigate legal challenges such as defamation, contempt of court, and privacy laws.

5.4. **Enhance Crime Storytelling Techniques**

- Discover how to structure crime stories for clarity and engagement.
- Learn how to balance factual reporting with compelling storytelling elements.

5.5. **Handle Safety and Security Concerns in Crime Journalism**

- Recognise potential risks in crime reporting and adopt best practices for journalist safety.
- Understand how to work with law enforcement while maintaining journalistic independence.

© Copyright 2026 MIVA Open University. All Rights Reserved.

© Copyright 2026 MIVA Open University. All Rights Reserved.

5.1 Crime Reporting and Sources of Crime Stories

Crime reporting is one of the most compelling and impactful beats in journalism. It not only informs the public about criminal activities but also plays a crucial role in holding law enforcement agencies accountable, shaping public perception of crime, and sometimes even influencing judicial outcomes. However, crime reporting comes with significant responsibilities; it requires accuracy, fairness, sensitivity, and strict adherence to ethical and legal considerations.

In this session, we will explore the fundamentals of crime reporting, including what makes a crime story newsworthy, the different sources of crime news, and the ethical and legal issues involved. By the end of this session, you will understand how to gather, verify, and present crime-related news effectively and responsibly.

5.1.1 Understanding Crime Reporting

1. What is Crime Reporting?

Crime reporting refers to the practice of gathering, verifying, and disseminating information about criminal activities, law enforcement actions, court proceedings, and the broader impact of crime on society.

Crime journalists often cover the following:

- **Breaking news on crimes** (e.g., armed robbery, murder, kidnapping).

© Copyright 2026 MIVA Open University. All Rights Reserved.

- **Investigative reports** that expose systemic crime, such as fraud or corruption.
- **Courtroom proceedings** (e.g., trials, judgements, sentencing).
- **Law enforcement activities** (e.g., police operations, arrests, and crime prevention efforts).

Example: Nigeria's #EndSARS Coverage

Investigative reports on **police brutality** by *Premium Times* and *BBC Africa Eye* combined:

- **Victim testimonies**
- **Leaked documents**
- **Undercover footage**

This led to **nationwide protests and police reforms** (BBC News, 2020).

2. Importance of Crime Reporting

Crime reporting serves several vital functions in society:

- **Keeps the Public Informed:** Citizens have the right to know about criminal activities in their communities.
- **Acts as a Watchdog:** Journalists help uncover police misconduct and government inefficiencies.
- **Ensures Transparency in the Justice System:** Media coverage of trials and legal proceedings promotes accountability.

© Copyright 2026 MIVA Open University. All Rights Reserved.

- **Provides Safety Awareness:** By reporting on crime trends, journalists help the public take necessary precautions.

3. Characteristics of Good Crime Reporting

A good crime report should be the following:

- **Accurate** – Facts must be thoroughly verified before publication.
- **Balanced** – It should present all sides of the story fairly.
- **Sensitive** – Consideration should be given to victims and their families.
- **Legally Sound** – Avoids defamation, contempt of court, and privacy violations.
- **Engaging** – Uses clear, compelling storytelling to inform the audience.

5.1.2 Sources of Crime Stories

A crime reporter's ability to produce credible and compelling stories depends on access to reliable sources. Let's examine the most common sources of crime news:

1. Primary Sources (First-hand Information)

These are direct sources of crime news, providing firsthand information about criminal events.

© Copyright 2026 MIVA Open University. All Rights Reserved.

(i) Law Enforcement Agencies

- The police (federal, state, and local) are the primary source of crime stories.
- They provide press releases, crime statistics, arrest reports, and official statements on cases.
- **Example**: The Nigerian Police Force (NPF) often holds press conferences after high-profile arrests.

(ii) Court Records and Proceedings

- Journalists can obtain information from court hearings, case files, and judgements.
- Court reporters cover trials, witness testimonies, and final verdicts.
- **Example**: The media widely reported on the trial of former Governor James Ibori, highlighting corruption in Nigeria.

(iii) Crime Victims and Witnesses

- Interviewing victims and witnesses can provide human interest angles to crime stories.
- Ethical considerations are crucial; avoid re-traumatising victims and ensure their privacy if requested.
- **Example**: A victim's testimony about a robbery attack in Lagos can bring a personal dimension to crime reports.

© Copyright 2026 MIVA Open University. All Rights Reserved.

(iv) Criminals and Ex-Criminals

- Sometimes, journalists gain access to **criminals,** ex-convicts, or gang members to understand crime patterns.
- **Example**: Investigative reporters have interviewed former Boko Haram insurgents to gain insight into their recruitment methods.

2. Secondary Sources (Second-hand Information)

These sources do not provide firsthand information but are still valuable for crime reporting.

(i) Media Reports and Archives

- Past newspaper articles, TV reports, and online sources can provide historical context to crime stories.
- **Example**: A journalist covering drug trafficking in Nigeria may refer to past reports on NDLEA's crackdown on narcotics.

(ii) Government and NGO Reports

- Reports from government agencies (e.g., National Bureau of Statistics, EFCC) and NGOs (e.g., Amnesty International) provide crime data and analysis.
- **Example**: Amnesty International's reports on police brutality in Nigeria have shaped discussions on #EndSARS.

© Copyright 2026 MIVA Open University. All Rights Reserved.

(iii) Social Media and Whistleblowers

- Platforms like Twitter, Facebook, and WhatsApp have become sources of crime news, though they require fact-checking.
- **Example**: Citizen videos of police brutality have led to investigations and media coverage.

5.1.3 Ethical and Legal Considerations in Crime Reporting

Crime journalism is fraught with ethical dilemmas and legal risks. Understanding these challenges is key to responsible reporting.

1. Ethical Considerations

Confidentiality and Protection of Sources

- Journalists must **protect whistleblowers and confidential informants** from retaliation.
- Example: A reporter covering corruption in the Nigerian Customs Service must ensure the safety of anonymous sources.

Minimising Harm to Victims

- Avoid sensationalising crime stories or exposing victims to further trauma.
- Example: When reporting sexual assault cases, **victims' identities must be concealed** unless they consent.

© Copyright 2026 MIVA Open University. All Rights Reserved.

Avoiding Bias and Sensationalism

- Crime stories should be **neutral and based on facts**, not exaggerations or assumptions.
- **Example**: Using headlines like **"Ritualists Strike Again!"** without proof contributes to moral panic.

2. Legal Considerations

Defamation Laws

- Reporting false information that damages someone's reputation can lead to lawsuits.
- **Example**: A journalist falsely accusing a politician of being a fraudster can be sued for libel.

Contempt of Court

- Publishing sensitive case details before a trial is concluded can be seen as interfering with justice.
- **Example**: Speculating on a suspect's guilt before a court ruling can be problematic.

Privacy Laws

- Revealing personal details (e.g., addresses, medical records) without consent can be illegal.

© Copyright 2026 MIVA Open University. All Rights Reserved.

Crime reporting is a powerful tool in journalism, but it comes with significant responsibilities. To be an effective crime reporter, you must:

- Use **credible sources** to gather information.
- **Verify facts** before publication.
- **Balance the need for public information with ethical considerations.**
- Understand the **legal risks** associated with crime journalism.



Figure 5.1: A crime reporter reporting on crime stories

5.2 Introduction to Tips for the Crime Reporter

So, what's crime reporting? It's a special kind of journalism where you cover stories about crimes—think thefts, kidnappings, court cases, or even bigger issues like corruption or terrorism. As a crime reporter, you're not just telling stories; you're helping people understand what's happening in their communities, keeping them safe, and sometimes even pushing for change. In a place like Nigeria, where crime can vary from small-time scams to serious

© Copyright 2026 MIVA Open University. All Rights Reserved.

security threats, your role is huge. Ready to learn how to do it right? Let's dive into some tips!

Crime reporting is one of the most challenging yet significant aspects of journalism. It requires journalists to gather, verify, and present information about crimes in a responsible and ethical manner. Unlike other beats, crime reporting often involves sensitive cases, legal constraints, and ethical dilemmas that require a high level of professionalism.

This session will introduce you to the fundamental tips and best practices for crime reporting. It will cover key aspects such as accuracy, ethical considerations, safety measures, relationship-building with sources, and legal constraints. By the end of this session, you will have a strong foundation for navigating crime journalism effectively and responsibly.

5.2.1 Understanding Crime Reporting

Before we get to the how-to, let's talk about the what and why. Crime reporting means digging into criminal activities, following what the police or courts are doing, and sharing those stories with the public. It's a big deal because it keeps people informed, helps prevent crime by raising awareness, and holds those in power accountable.

In Nigeria, crime reporting has its own flavour. You might cover a local robbery one day and a major case like banditry or fraud the next. It's fast-paced, and the

© Copyright 2026 MIVA Open University. All Rights Reserved.

stories you tell can really matter to people's lives. So, how do you do it well? Here are some key tips to get you started.

5.2.2 Tips for Crime Reporters

Let's break this down into bite-sized pieces. These tips will help you research, talk to people, write your stories, and stay safe and ethical along the way.

1. Research and Preparation

First things first—you've got to know your stuff.

- **Know the Law**: Get familiar with Nigeria's legal system. What's a felony? How do courts work? Understanding the basics—like criminal laws or police procedures—helps you report with confidence and avoid mistakes.
- **Stay Informed**: Keep your eyes on the news. Are kidnappings on the rise in the North? Is there a new scam hitting Lagos? Knowing what's trending helps you spot stories worth telling.
- **Build a Network**: Start making friends—well, professional ones! Connect with police officers, lawyers, or even community leaders. In Nigeria, a good relationship with the Nigeria Police Force or the EFCC (Economic and Financial Crimes Commission) can open doors to juicy info.

Imagine you're covering a story in Abuja—knowing someone at the police station could get you the scoop before anyone else!

© Copyright 2026 MIVA Open University. All Rights Reserved.

2. Interviewing Techniques

Talking to people is a huge part of this job. Here's how to do it right:

- **Be Prepared**: Before you sit down with someone, do your homework. Got a list of questions? Good. It keeps you on track and shows you're serious.
- **Listen Actively**: Don't just nod—really listen. If someone drops a hint, ask more about it. That's where the gold is.
- **Be Sensitive**: If you're talking to a victim or their family, go easy. Be kind and respectful. In Nigeria, some communities might not like airing their dirty laundry, so tread carefully.

Picture This: You're interviewing a mum whose shop got robbed. Asking "How did it feel?" with a gentle tone beats bombarding her with "What did they take?!"

3. Writing Crime Stories

Now, let's get those words on the page.

- **Accuracy is Key**: Check, double-check, triple-check. Wrong names or dates? That's a fast way to lose trust—or even get sued.
- **Use Clear Language**: Skip the fancy legal terms unless you explain them. Write like you're telling your friend what happened—simple and straight.
- **Provide Context**: Don't just say "A guy got arrested." Why does it matter? Maybe it's part of a bigger crime wave in Kano. Give the bigger picture.

© Copyright 2026 MIVA Open University. All Rights Reserved.

For example, if you're writing about a theft in Ibadan, mention if it's linked to a string of break-ins locals are worried about.

4. Ethical Considerations

This is where you show you're not just a reporter, but a good human too.

- **Protect Sources**: If someone says, "Don't use my name," keep that promise. It's about trust—and safety.
- **Avoid Sensationalism**: Don't hype things up to sound scarier than they are. Stick to facts. Sensational headlines might sell, but they can mislead people.
- **Respect Privacy**: Victims and their families are going through enough. Don't splash their personal details all over unless it's necessary.

In Nigeria, where tensions can flare up fast, ethical reporting is extra important. Adebayo (2018) points out that going overboard with drama can stir up trouble in communities already on edge.

5. Safety Precautions

Crime reporting can get dicey, so let's keep you safe.

- **Assess Risks**: Heading to a rough area? Think it through. Is it worth the danger?
- **Work in Teams**: If you can, bring a buddy. Or at least tell someone where you're going.

© Copyright 2026 MIVA Open University. All Rights Reserved.

- **Know Your Rights**: In Nigeria, laws like the Freedom of Information Act give you some muscle as a journalist. Know what you're entitled to.

Say you're covering a protest that turns ugly—knowing your rights could keep you out of trouble.

6. Legal Aspects

A little legal know-how goes a long way.

- **Understand Defamation Laws**: Saying something false that hurts someone's reputation? That's libel, and it can land you in court.
- **Court Reporting**: Covering a trial? Don't mess with "sub judice" rules—stuff that could sway the case while it's ongoing.
- **Access to Information**: The Freedom of Information Act lets you ask government agencies for details. Use it!

7. Using Technology and Social Media

Tech is your friend—if you use it smartly.

- **Verify Information**: Saw a crime tip on Twitter? Check it before you run with it. Fake news spreads fast.
- **Engage with Audience**: Share your stories online and ask people what they've seen. It's a great way to find leads.
- **Protect Your Digital Security**: Keep your phone and accounts locked down. You don't want hackers spilling your secrets.

© Copyright 2026 MIVA Open University. All Rights Reserved.

In Nigeria, where social media is booming, it's a goldmine for tips—just don't fall for every rumour.

8. Building Sources and Networks

Good sources are your lifeline.

- **Cultivate Trust**: Be someone people can count on. Keep your word, and they'll keep talking.
- **Diversify Sources**: Don't lean on just one cop or official. Mix it up to get the full story.
- **Community Engagement**: Chat with folks in the neighbourhoods you cover. They know things the big shots might not.

In places like Zamfara, where banditry's a problem, locals might tip you off to what's really going on.

9. Challenges in Crime Reporting

It's not all smooth sailing—here's what you might face.

- **Access to Information**: Getting official stats or comments in Nigeria can feel like pulling teeth sometimes.
- **Safety Concerns**: Criminals—or even angry officials—might not love your snooping.
- **Resource Constraints**: Not every newsroom has cash for big investigations.

© Copyright 2026 MIVA Open University. All Rights Reserved.

5.2.3 Case Study: The Chibok Girls Kidnapping

Let's bring this to life with a real example. Back in 2014, over 200 schoolgirls were kidnapped from Chibok in Borno State by Boko Haram. It was a massive story, and Nigerian crime reporters had their work cut out for them.

- **Research**: They had to dig into Boko Haram's history and the chaos in the Northeast.
- **Interviews**: Talking to heartbroken families took real care and patience.
- **Writing**: With rumours flying, sticking to verified facts was critical.
- **Safety**: That area was a war zone—reporters had to watch their backs.

This case shows how all these tips come together in the real world. What would you have done in their shoes?

Crime reporting is tough, exciting, and oh-so-important. With these tips—doing your homework, talking to people right, writing clearly, staying ethical, and keeping safe—you're on your way to telling stories that make a difference. In Nigeria, where every headline can spark change, your pen (or keyboard!) is your power. So, what's your next story going to be?

In-Text Questions and Answers (ITQs and ITAs)

ITQ 1: Why is thorough research crucial for a crime reporter?

ITA 1: Thorough research is crucial for a crime reporter because it equips them with knowledge of the legal system, current crime trends, and reliable sources. This foundation ensures accurate reporting, builds credibility, and helps avoid errors that could lead to legal or ethical consequences.

© Copyright 2026 MIVA Open University. All Rights Reserved.

ITQ 2: What ethical considerations should a crime reporter prioritise when interviewing victims or their families?

ITA 2: A crime reporter should prioritise sensitivity and respect, avoiding intrusive questions that could re-traumatise victims or their families. They must also protect privacy by not disclosing identities without consent and refrain from sensationalising the story to exploit suffering.

Conclusion

This study session has provided a comprehensive foundation for effective crime reporting, a critical and impactful branch of investigative journalism. By exploring the role of crime reporters, you've gained insight into how their work informs the public, promotes accountability, and drives societal change, as seen in cases like Nigeria's #EndSARS coverage. The session outlined key skills for gathering and verifying information from diverse sources, such as law enforcement, court records, and victims, emphasising the importance of accuracy and cross-checking to combat misinformation. Ethical and legal considerations, including source protection, victim sensitivity, and navigating defamation laws, were highlighted as essential for responsible reporting. Practical tips on research, interviewing, storytelling, safety, and leveraging technology equip you to handle the complexities of crime journalism. The Chibok Girls kidnapping case study illustrated how these principles converge in high-stakes scenarios. By mastering these fundamentals, you are prepared to report on crime with integrity, sensitivity, and impact, contributing to transparency and justice in society.

© Copyright 2026 MIVA Open University. All Rights Reserved.

Summary

Crime reporting is a vital and demanding field of journalism that involves covering criminal activities, law enforcement actions, and judicial proceedings with accuracy, ethics, and sensitivity. This session introduces key tips for aspiring crime reporters, emphasising thorough research, effective interviewing, clear and accurate writing, ethical responsibility, and safety precautions. It also covers legal awareness, the use of technology, building a reliable network of sources, and overcoming challenges like limited resources and safety risks. Using Nigeria as a context, the session highlights the unique dynamics of crime reporting in high-stakes environments, with the Chibok Girls kidnapping case study illustrating how these tips apply in real-world scenarios. By mastering these fundamentals, crime reporters can inform the public, promote accountability, and navigate the complexities of this impactful beat responsibly.

Self-Assessment Questions and Answers (SAQs and SAAs)

SAQ1: What is crime reporting, and what primary sources do crime reporters rely on for information?

Answer: Crime reporting involves covering criminal events, law enforcement activities, judicial proceedings, and public safety issues. Primary sources include law enforcement agencies (police, prosecutors), court documents, crime scene eyewitnesses, victims, and forensic or legal experts.

SAQ2: What key ethical and legal risks must crime reporters navigate when covering active criminal investigations?

© Copyright 2026 MIVA Open University. All Rights Reserved.

Answer: Reporters must navigate legal boundaries such as contempt of court, defamation, and sub judice rules. Ethically, they must avoid trial by media, respect victim privacy, avoid glorifying crime, preserve the presumption of innocence, and protect confidential sources or vulnerable witnesses.

SAQ3: How does crime reporting in investigative journalism differ from routine crime beat coverage?

Answer: Routine crime reporting focuses on immediate, surface-level coverage of recent incidents using official police statements. Investigative crime reporting digs deeper to uncover systemic failures within law enforcement or judicial systems, unearthing hidden corruption, pattern abuses, or broader societal causes behind crimes.

Multiple-Choice Questions and Answers (MCQs and MCAs)

1. Which of the following constitutes an official, primary documentation source for a crime reporter investigating judicial proceedings?

a) Social media rumour threads

b) Court transcripts, charge sheets, and case files

c) Anonymous online opinion blogs

d) Speculative press statements from commercial sponsors

Answer: b) Court transcripts, charge sheets, and case files

© Copyright 2026 MIVA Open University. All Rights Reserved.

Explanation: Court transcripts and legal filings serve as official, verifiable primary document sources that allow journalists to track formal charges, legal arguments, and judicial decisions accurately.

2. The legal sub judice rule in crime reporting is designed primarily to:

a) Increase commercial revenue from high-profile trial broadcasts

b) Prevent media coverage from prejudicing ongoing judicial proceedings or influencing potential jurors

c) Prevent law enforcement officers from making public statements

d) Force crime reporters to reveal confidential human sources

Answer: b) Prevent media coverage from prejudicing ongoing judicial proceedings or influencing potential jurors

Explanation: The sub judice rule restricts media reporting on active court cases to prevent public commentary or biased reporting from improperly influencing judges, juries, or the fairness of a trial.

3. When reporting on vulnerable victims of violent crime, which ethical principle should guide a crime reporter's approach?

a) Publishing full personal details immediately to maximise story impact

b) Minimising harm, obtaining informed consent, and respecting victim privacy and dignity

© Copyright 2026 MIVA Open University. All Rights Reserved.

c) Paying victims money in exchange for exclusive interviews

d) Sensationalising traumatic details to generate higher readership

Answer: b) Minimising harm, obtaining informed consent, and respecting victim privacy and dignity

Explanation: Ethical crime reporting prioritises the principle of minimising harm, ensuring that coverage does not re-traumatise victims, compromise their safety, or breach their right to privacy.

4. How can a crime reporter avoid committing "trial by media" during an active investigation?

a) By declaring the suspect guilty before the judicial verdict based on police claims

b) By maintaining a neutral tone, upholding the presumption of innocence, and presenting verified facts

c) By ignoring court proceedings entirely

d) By publishing unverified leaks from anonymous internet forums

Answer: b) By maintaining a neutral tone, upholding the presumption of innocence, and presenting verified facts

Explanation: "Trial by media" occurs when news coverage pronounces guilt prior to a court's verdict; journalists avoid this by upholding the legal presumption that a suspect is innocent until proven guilty in court.

© Copyright 2026 MIVA Open University. All Rights Reserved.

5. What lesson from the Chibok Girls kidnapping case study highlights a critical responsibility for crime reporters covering mass atrocities or security crises?

a) Relying exclusively on official military updates without field verification

b) Balancing urgent news reporting with verification, sensitivity to victims' families, and national security implications

c) Ignoring safety protocols to gain immediate access to conflict zones

d) Publishing unverified casualties to win breaking news coverage

Answer: b) Balancing urgent news reporting with verification, sensitivity to victims' families, and national security implications

Explanation: Complex security events like the Chibok kidnappings demonstrate the need for accurate verification, ethical handling of traumatised families, and careful consideration of public safety alongside speed.

Activities

Activity 1: Critical Thinking Discussion Prompt

Discuss the ethical challenges faced by Nigerian crime reporters during the Chibok Girls kidnapping coverage in 2014. How did they balance the need to inform the public with the risk of sensationalising a sensitive story? What strategies from this session could have improved their approach?

Activity 2: Project

Select a recent crime story from a Nigerian news outlet (e.g., a kidnapping or

© Copyright 2026 MIVA Open University. All Rights Reserved.

fraud case). Write a 300-word report analysing how the reporter applied at least three tips from this session (e.g., research, ethical considerations, source-building). Suggest one improvement based on the session's best practices.

Activity 3: Timed Reflection Question (5 minutes)

Reflect on this prompt: Imagine you're covering a high-profile corruption case involving a Nigerian politician. How would you use technology and source protection to ensure your reporting is both impactful and safe?

Tutor-Marked Assessments (TMAs)

The following assessments are designed to test your understanding of crime reporting fundamentals and engage you with the content through analytical, practical, and reflective exercises. Complete each task to demonstrate your mastery of the concepts covered in Study Session 5.

TMA 1: Source and Verification Analysis (30 marks)

Objective: Evaluate the reliability of sources and apply verification techniques in a crime reporting scenario.

Task: Imagine you are reporting on a high-profile robbery in Lagos. You have access to the following sources:

1. A police press release detailing the arrest of suspects.
2. An eyewitness account posted on Twitter.
3. A victim's interview describing the incident.
4. A leaked court document outlining charges against the suspects.

© Copyright 2026 MIVA Open University. All Rights Reserved.

Instructions:

- Write a 400-500 word analysis that:
    - Identifies each source type (primary or secondary) and assesses its potential reliability and limitations.
    - Describes specific verification techniques you would use for each source (e.g., cross-checking with other records, visiting the crime scene).
    - Explains one ethical or legal consideration (e.g., victim privacy, contempt of court) when using these sources and how you would address it.
    - Reflects on the importance of thorough verification in maintaining credibility in crime reporting.

Marking Criteria:

- Accuracy in identifying source types and assessing reliability (8 marks).
- Practicality of verification techniques (8 marks).
- Relevance of ethical/legal consideration and solution (8 marks).
- Depth of reflection on verification's role (6 marks).

TMA 2: Crime Reporting Plan (40 marks)

Objective: Develop a comprehensive plan for a crime reporting project, incorporating key principles and tips from the session.

Task: Propose a crime story on one of the following topics:

© Copyright 2026 MIVA Open University. All Rights Reserved.

1. A series of burglaries in a local community.
2. Alleged corruption within a law enforcement agency.
3. Illegal trafficking activities in a major city.

Instructions:

- Create a detailed plan (500-600 words) that includes:
    - A brief overview of the chosen topic and its significance to the public.
    - A list of at least three sources (e.g., law enforcement, victims, court records) and how you would approach them, incorporating one tip from the session (e.g., building trust, active listening).
    - A step-by-step outline of your reporting process, addressing research, interviewing, verification, and writing, with emphasis on one ethical consideration (e.g., avoiding sensationalism).
    - Strategies for ensuring personal safety and navigating one legal challenge (e.g., defamation risks).
    - A description of how you would structure the story to engage readers (e.g., using visuals, human stories).
- Use bullet points or numbered lists for clarity where appropriate.

Marking Criteria:

- Relevance and public significance of the topic (8 marks).
- Appropriateness of sources and application of session tips (10 marks).

© Copyright 2026 MIVA Open University. All Rights Reserved.

- Thoroughness of the reporting process and ethical consideration (12 marks).
- Practicality of safety and legal strategies, and creativity in story structure (10 marks).

TMA 3: Ethical Reflection Essay (30 marks)

Objective: Reflect on the ethical responsibilities of crime reporters and propose solutions to ethical dilemmas.

Task: Write a reflective essay (400-500 words) addressing the following question: "How can crime reporters balance the need to inform the public with ethical responsibilities, such as protecting victims and avoiding sensationalism, in sensitive crime stories?"

Instructions:

- Discuss at least two ethical dilemmas (e.g., protecting a victim's privacy, handling graphic crime details).
- Use examples from the session (e.g., #EndSARS coverage, Chibok Girls kidnapping) to illustrate these dilemmas.
- Propose practical solutions to address these dilemmas while maintaining journalistic integrity.
- Reflect on why ethical reporting is critical for public trust and societal impact in crime journalism.

Marking Criteria:

© Copyright 2026 MIVA Open University. All Rights Reserved.

- Depth of discussion on ethical dilemmas (10 marks).
- Relevance and use of session examples (8 marks).
- Practicality of proposed solutions (8 marks).
- Clarity and structure of the reflection (4 marks).

© Copyright 2026 MIVA Open University. All Rights Reserved.

Study Session Six:

Advanced Crime Reporting Skills

© Copyright 2026 MIVA Open University. All Rights Reserved.

Introduction

Welcome to Study Session 6: Advanced Crime Reporting Skills! As you progress in your journey as a crime reporter, the stories you cover will become more complex, the stakes higher, and the ethical and legal challenges more intricate. This session is designed to equip you with the advanced tools and techniques needed to navigate these challenges with confidence, integrity, and professionalism.

Building on the foundational skills you've already acquired, this session dives deeper into the art and science of crime reporting. You'll explore how to conduct in-depth investigations, handle sensitive information, and make tough ethical decisions while staying within legal boundaries. We'll also address the emotional toll that crime reporting can take and discuss strategies for maintaining your well-being in this demanding field. Whether you're uncovering a corruption scandal, reporting on a high-profile trial, or investigating organised crime, the skills you'll develop here will help you tell impactful stories that inform the public, promote justice, and uphold the highest standards of journalism. Get ready to take your crime reporting to the next level—this session will challenge you, inspire you, and prepare you for the realities of advanced crime journalism.

© Copyright 2026 MIVA Open University. All Rights Reserved.

Learning Outcomes for Study Session Six

When you have studied this session, you should be able to:

6.1. **Employ advanced investigative techniques** to uncover hidden aspects of crime stories.

You'll learn to use tools like data analysis, surveillance, and source cultivation to dig deeper and find the truth behind complex crime stories, giving you the edge to break impactful news.

6.2. **Navigate complex ethical dilemmas** in crime reporting.

We'll discuss how to balance the public's right to know with considerations of privacy, safety, and fairness, using real-world scenarios to guide your decision-making and sharpen your ethical judgement.

6.3. **Understand the legal frameworks** surrounding crime reporting.

This includes mastering laws on defamation, contempt of court, and freedom of information, ensuring you can protect yourself and your sources while staying compliant with legal standards.

6.4. **Master the art of storytelling** in crime reporting.

You'll discover how to use narrative techniques to engage readers while maintaining accuracy, fairness, and sensitivity, crafting stories that captivate audiences without compromising integrity.

6.5. **Recognise the psychological impact** of crime reporting and develop strategies for self-care and resilience.

© Copyright 2026 MIVA Open University. All Rights Reserved.

We'll explore ways to manage stress, avoid burnout, and build resilience, equipping you to sustain a long and healthy career in the high-pressure world of crime journalism.

© Copyright 2026 MIVA Open University. All Rights Reserved.

6.1 In-depth Exploration of Basic Tips for Investigative Reporting in Crime Contexts

Hey there! Welcome to Study Session 6, where we're going to dive into the exciting world of investigative reporting, especially when it comes to crime stories. Imagine you're a detective, but instead of a badge, you've got a pen, a notebook, and a burning curiosity. Your mission? To dig up the truth, expose wrongdoing, and maybe even make a difference. Pretty cool, right?

In this session, we'll walk through the basic tips that can help you become a sharp investigative reporter in crime contexts. We'll cover how to kick off an investigation, gather solid evidence, keep yourself and your sources safe, and more. To keep things real and relatable, I'll sprinkle in examples from Nigeria—because seeing these tips in action makes them stick. Whether you're dreaming of breaking big stories or just want to understand how this works, you're in the right place. So, let's get going!

© Copyright 2026 MIVA Open University. All Rights Reserved.

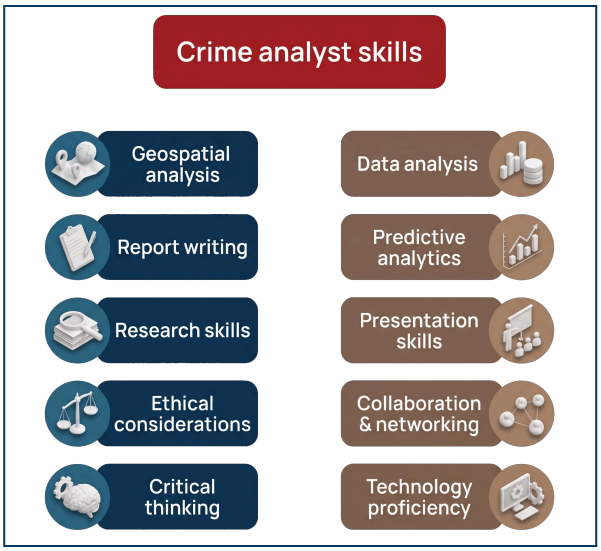

Figure 6.1: Advanced Crime Reporting Skills

6.1.1 Develop a Hypothesis

Every investigation starts with a spark—an idea or question that makes you go, "Wait, there's something here." That's your **hypothesis**. Think of it as your guide, pointing you toward what to investigate and keeping you from wandering off track.

Why it matters: Without a clear starting point, you could drown in random details and miss the story. A hypothesis gives you focus.

Example: Say you hear whispers about corruption in a Nigerian government agency, like the Ministry of Health. Your hypothesis might be: "Are funds meant for hospital supplies being pocketed by officials?" That question sets the stage for everything you'll do next.

© Copyright 2026 MIVA Open University. All Rights Reserved.

How to do it:

- Pick a specific question or hunch based on what you've heard or seen.
- Keep it doable—something you can tackle with the time and tools you have.
- Be flexible—if new info pops up, tweak your hypothesis.

6.1.2 Gather Information

Got your hypothesis? Awesome. Now it's time to dig in and collect the pieces of the puzzle. This is the meat of investigative reporting—finding the facts to back up your story.

Why it Matters: Your story's only as strong as the evidence behind it. One shaky fact can unravel everything, so you've got to be thorough.

Example: In Nigeria, you've got a handy tool called the **Freedom of Information Act (FOIA)**. It lets you request documents from government bodies—like budgets or contracts. Imagine you're investigating a shady road project in Abuja. You could use FOIA to get the financial records. Then, talk to people: a worker who saw something fishy, a local affected by the mess, or an expert who can explain the numbers. Add some data—like comparing project costs across states—and you're building a rock-solid case.

How to do it:

- Hit up public records: court files, police reports, government docs.
- Interview folks: ask smart questions and really listen.
- Crunch some numbers: look for patterns in data that scream "story."
- Double-check everything—trust, but verify!

© Copyright 2026 MIVA Open University. All Rights Reserved.

6.1.3 Protect Sources

Your sources are the heart of your investigation—they're the ones brave enough to spill the beans. But in crime reporting, talking to you might put them in danger. Protecting them is your job, and it's a big one.

Why it Matters: If sources don't trust you to keep them safe, they'll clam up. In Nigeria, where speaking out can lead to trouble, this is extra critical.

Example: Picture this—you're investigating a kidnapping ring in Kano, and a police insider tips you off. If their name leaks, they could face retaliation. So, you might call them "a security source" in your story and use apps like Signal to chat securely.

How to do it:

- Use encrypted tools (think WhatsApp or Signal) for sensitive talks.
- Skip details in your story that could point to who they are.
- Meet in safe spots—like a busy café, not a dark alley.
- Ask them: "What can I do to keep you out of harm's way?"

6.1.4 Follow the Money

Here's a secret weapon: money trails. Crime often leaves a financial footprint, and if you can follow it, you might hit the jackpot.

Why it Matters: Cash flow can reveal who's behind a crime and how they're pulling it off. It's like following breadcrumbs to the big reveal.

Example: Look at the Ajaokuta Steel Company saga in Nigeria. Journalists found that millions meant for the project vanished into thin air. How? They traced

© Copyright 2026 MIVA Open University. All Rights Reserved.

payments to dodgy companies and offshore accounts. That money trail blew the lid off a massive corruption scheme.

How to do it:

- Get comfy with financial docs—bank statements, budgets, anything with numbers.
- Spot red flags: big transfers to weird places or sudden cash spikes.
- Lean on experts if numbers make your head spin.
- Check Nigeria's **Corporate Affairs Commission (CAC)** database for company info.

6.1.5 Use Technology

We're in the digital age, and tech can be your investigative superpower. From digging up data to connecting the dots, it's a game-changer.

Why it Matters: Tools can speed things up and uncover stuff you'd never find manually.

Example: Nigerian journalists have used **BudgIT** to track government spending—like spotting holes in education budgets (BudgIT, 2020). During the #EndSARS protests, reporters scrolled Twitter to map police brutality incidents using hashtags and videos. Tech made it happen.

How to do it:

- Try data scraping to grab info from websites.
- Scroll social media for leads—posts can point you to sources or events.
- Dig into online databases—think CAC or even old news archives.
- Use visualisation tools like Tableau to turn messy data into clear pictures.

© Copyright 2026 MIVA Open University. All Rights Reserved.

6.1.6 Collaborate

Investigative reporting can feel lonely, but you don't have to go it alone. Teaming up with others can make your work sharper and safer.

Why it Matters: Two (or more) heads are better than one—especially for big, tricky stories.

Example: The **Premium Times Centre for Investigative Journalism** in Nigeria teamed up to expose abuses by the Special Anti-Robbery Squad (SARS). Multiple reporters shared tips, evidence, and contacts, leading to a bombshell report (Premium Times, 2021).

How to do it:

- Link up with journalists who know stuff you don't.
- Join networks like the **International Consortium of Investigative Journalists (ICIJ)**.
- Share what you find (safely!) to get fresh eyes on your work.

6.1.7 Stay Safe

Let's not sugarcoat it—crime reporting can be risky. You're poking into things some people want buried, and that can get dicey. In Nigeria, journalists have faced threats and worse. Safety's not optional.

Why it Matters: You've got to stay in one piece to tell the story.

Example: Reporters digging into banditry in the Northwest have had to watch their backs, travelling together or avoiding hotspots after dark.

How to do it:

- Weigh the risks before you start. Is this story worth the heat?

© Copyright 2026 MIVA Open University. All Rights Reserved.

- Make a plan: who's your emergency contact? Where's your exit?
- Meet sources somewhere safe and public.
- If it feels off, trust your instincts and pull back.

6.1.8 Be Ethical

Ethics are your North Star in this game. Cut corners, and you'll lose trust—yours and your audience's. In crime reporting, where emotions run high, sticking to the rules keeps you credible.

Why it Matters: One ethical slip can trash your rep and your story.

Example: During #EndSARS, some outlets ran unverified claims, stirring up chaos instead of clarity (Adebayo, 2020). Good reporters stick to facts, not rumours.

How to do it:

- Check, then double-check your facts.
- Stay neutral—don't let personal ties cloud your work.
- Respect privacy, especially for victims or scared sources.
- Be upfront about how you got your info.

6.2 Case Study: Fuel Subsidy Fraud in Nigeria

Want to see these tips in action? Let's look at journalist Ahmad Salkida's 2012 probe into Nigeria's fuel subsidy fraud. Billions were disappearing, and he sniffed out the scam. Here's how:

- **Hypothesis:** "Are oil companies and officials stealing subsidy funds?"
- **Gather Information:** He used FOIA for records and grilled industry insiders.
- **Protect Sources:** Kept whistleblowers anonymous with secure chats.

© Copyright 2026 MIVA Open University. All Rights Reserved.

- **Follow the Money:** Tracked payments to fake companies.
- **Use Technology:** Cross-checked import data online.
- **Collaborate:** Worked with peers to verify leads.
- **Stay Safe:** Kept a low profile while dealing with big shots.
- **Be Ethical:** Stuck to hard evidence, no guesswork.

The result? A scandal that rocked Nigeria and got people talking. That's the power of these tips.

Investigative reporting in crime contexts isn't a walk in the park, but man, is it worth it. With these tips—starting with a hypothesis, gathering solid info, protecting sources, chasing the money, using tech, teaming up, staying safe, and keeping it ethical—you're ready to tackle the tough stuff.

It all boils down to curiosity and grit. Keep asking "why," keep pushing, and don't shy away from the shadows. The truth's waiting out there—what story will you chase down?

In-Text Questions and Answers (ITQs and ITAs)

ITQ 1: Why is developing a hypothesis essential in investigative reporting?

ITA 1: A hypothesis is essential because it provides a focused starting point for your investigation. It acts like a roadmap, guiding you toward relevant evidence and preventing you from getting sidetracked by unrelated details. For example, in probing corruption in Nigeria's Ministry of Health, a hypothesis like "Are funds for medical supplies being misused?" keeps your efforts targeted and efficient.

Formative Assessment Question:

Before moving on, test your understanding: Why might a reporter without a hypothesis struggle in an investigation? (Hint: Think about focus and efficiency.)

© Copyright 2026 MIVA Open University. All Rights Reserved.

Answer: A reporter without a hypothesis might waste time chasing irrelevant leads, missing the core story due to lack of direction.

ITQ 2: How can technology enhance investigative reporting in crime contexts?

ITA 2: Technology enhances investigative reporting by providing tools to analyse data, secure communications, and uncover leads that manual methods might overlook. In Nigeria, tools like BudgIT can track government spending patterns, while social media platforms like Twitter can reveal real-time crime trends, such as during the #EndSARS protests. These resources help reporters build stronger, evidence-based stories faster and more safely.

Formative Assessment Question:

Pause and reflect: Name one way technology could have helped Ahmad Salkida in the fuel subsidy fraud investigation. (Hint: Consider data or communication.)

Answer: Technology could have helped Salkida by allowing him to use data analysis tools to cross-check fuel import records, revealing discrepancies more quickly.

Conclusion

Study Session 6 has equipped you with advanced skills to excel in the demanding field of crime reporting, elevating your ability to uncover complex stories with precision and integrity. By mastering techniques such as developing a hypothesis, gathering robust evidence, following financial trails, and leveraging technology, you are now prepared to tackle intricate crime investigations. The session emphasised the critical importance of protecting sources and maintaining ethical standards, particularly in high-stakes environments like Nigeria, where safety risks and ethical dilemmas are prevalent. Collaboration and

© Copyright 2026 MIVA Open University. All Rights Reserved.

digital tools were highlighted as powerful assets for enhancing investigations, as demonstrated in cases like Ahmad Salkida's fuel subsidy fraud exposé. Additionally, the focus on safety and resilience ensures you can sustain a career in this high-pressure field. By applying these advanced skills, you are ready to produce impactful, ethical, and well-crafted crime reports that inform the public, promote justice, and uphold the highest standards of investigative journalism.

Summary

Study Session 6: Advanced Crime Reporting Skills takes you deep into the world of investigative journalism, focusing on the tools and techniques needed to tackle complex crime stories. This session emphasises the importance of starting with a clear hypothesis, gathering robust evidence, protecting sources, and following financial trails—all while prioritising safety and ethics. You'll learn how to leverage technology and collaboration to uncover hidden truths, drawing from real-world Nigerian examples like the fuel subsidy fraud investigation. By mastering these skills, you'll be equipped to produce impactful, ethical, and safe crime reports that inform the public and uphold journalistic integrity, even in high-stakes environments.

Self-Assessment Questions and Answers (SAQs and SAAs)

SAQ1: Why is developing a clear hypothesis essential before embarking on an advanced investigative crime report?

Answer: Developing a hypothesis provides a structured framework for the investigation, helping the reporter focus their research, identify required

© Copyright 2026 MIVA Open University. All Rights Reserved.

evidence, and test assumptions objectively without relying on unverified speculation.

SAQ2: How does the principle of "following the money" assist reporters in uncovering institutional crime and corruption?

Answer: "Following the money" enables journalists to track financial trails, procurement records, bank transactions, and shell company filings, exposing hidden economic motives, illicit payoffs, and systemic fraud behind complex criminal operations.

SAQ3: What critical measures must investigative reporters implement to ensure personal safety while investigating dangerous criminal syndicates?

Answer: Reporters must establish secure communication protocols, conduct risk assessments, maintain physical operational security, keep editors informed of their locations, avoid isolated meetings with high-risk sources, and utilise digital encryption tools.

Multiple-Choice Questions and Answers (MCQs and MCAs)

1. When applying advanced crime reporting techniques, what is the primary purpose of formulating an investigative hypothesis?

a) To guarantee the conviction of a targeted suspect prior to trial

b) To establish a testable theory that guides systematic data collection and evidence gathering

© Copyright 2026 MIVA Open University. All Rights Reserved.

c) To create sensationalised headlines for social media engagement

d) To replace the need for documentary verification

Answer: b) To establish a testable theory that guides systematic data collection and evidence gathering

Explanation: A hypothesis acts as a roadmap for the journalist, defining what facts need to be proven or disproven through structured research and verification.

2. How does financial intelligence and tracking money trails benefit complex crime investigations, such as fuel subsidy fraud?

a) It simplifies the writing process by eliminating human interviews

b) It reveals hidden network connections, illicit fund diversions, and systemic financial corruption

c) It automatically guarantees full legal immunity for confidential sources

d) It speeds up daily reporting deadlines for breaking news beats

Answer: b) It reveals hidden network connections, illicit fund diversions, and systemic financial corruption

Explanation: Financial trails provide concrete paper or digital evidence showing how money flows between entities, exposing corruption that verbal accounts alone cannot fully prove.

© Copyright 2026 MIVA Open University. All Rights Reserved.

3. Which open-source technology or digital tool can journalists leverage to verify spatial details in advanced crime reporting?

a) Closed circuit radio frequency scanners

b) Satellite imagery, geolocation tools, and digital mapping metadata

c) Proprietary offline library indexes

d) Unverified online commentary forums

Answer: b) Satellite imagery, geolocation tools, and digital mapping metadata

Explanation: Digital mapping and satellite imagery allow journalists to cross-reference location claims, verify scene layouts, and track physical changes over time remotely.

4. Why is collaborative reporting across newsrooms increasingly vital when investigating cross-border crime syndicates?

a) It eliminates the need to verify individual document sources

b) It allows journalists to pool resources, cross-verify international data, and enhance safety against powerful entities

c) It prevents news outlets from competing for commercial advertising

d) It reduces the overall length of the final investigative report

Answer: b) It allows journalists to pool resources, cross-verify international data, and enhance safety against powerful entities

© Copyright 2026 MIVA Open University. All Rights Reserved.

Explanation: Cross-border collaboration enables reporters to track international money flows, share secure intelligence, and protect individual journalists through shared publication impact.

5. In the case study of Fuel Subsidy Fraud in Nigeria, what was a primary systemic flaw uncovered by investigative reporters?

a) The complete absence of ocean-borne vessel transport

b) Discrepancies between claimed fuel import volumes, subsidy payouts, and actual domestic fuel delivery

c) Over-reliance on public domain financial audits

d) Excessive transparency in government oil procurement records

Answer: b) Discrepancies between claimed fuel import volumes, subsidy payouts, and actual domestic fuel delivery

Explanation: Investigations into fuel subsidy fraud revealed how corrupt entities claimed subsidies for phantom shipments or inflated fuel import numbers to syphon public funds.

Activities

These activities are designed to deepen your understanding and apply the skills from Study Session 6. Three components are included as requested.

1. **Activity 1: Critical Thinking Discussion Prompt**

   Task: Discuss the ethical dilemmas Ahmad Salkida faced during his fuel subsidy fraud investigation in Nigeria. How did he balance protecting his

© Copyright 2026 MIVA Open University. All Rights Reserved.

sources with the public's right to know? What techniques from this session (e.g., encrypted communication, collaboration) could have enhanced his approach?

Instructions: In small groups, analyse this case and present your insights in a 10-minute discussion. Focus on real-world implications and ethical trade-offs.

2. **Activity 2: Project**

   Task: Choose a recent Nigerian crime story (e.g., corruption, kidnapping) from a credible news source. Write a 300-word report analysing how the reporter used at least three tips from this session (e.g., hypothesis development, following the money, source protection). Suggest one improvement based on the session's techniques.

   Instructions: Submit your report within one week, citing your news source and linking your analysis to specific session content.

3. **Activity 3: Timed Reflection Question (5 minutes)**

   Prompt: Imagine you're investigating a high-profile embezzlement case in Abuja. How would you use technology and teamwork to strengthen your reporting while keeping yourself safe and ethical?

   Instructions: Write a brief response (100-150 words) in 5 minutes, focusing on practical steps like using data tools or secure communication apps, and share it with a peer for feedback.

Tutor-Marked Assessments (TMAs)

The following assessments are designed to test your understanding of advanced crime reporting skills and engage you with the content through analytical,

© Copyright 2026 MIVA Open University. All Rights Reserved.

practical, and reflective exercises. Complete each task to demonstrate your mastery of the concepts covered in Study Session 6.

TMA 1: Investigative Technique Analysis (30 marks)

Objective: Analyse the application of advanced investigative techniques in a real-world crime reporting case.

Task: Choose one of the following investigative journalism cases:

1. Ahmad Salkida's investigation into Nigeria's fuel subsidy fraud (2012).
2. Premium Times' exposé on abuses by the Special Anti-Robbery Squad (SARS).
3. Ajaokuta Steel Company corruption investigation.

Instructions:

- Write a 400-500 word analysis that:
    - Briefly describes the chosen case and its societal impact.
    - Identifies at least three advanced techniques (e.g., following the money, using technology, protecting sources) used in the investigation, with specific examples.
    - Discusses one challenge (e.g., safety risks, ethical dilemmas) faced by the journalists and how they addressed it using these techniques.
    - Reflects on how these techniques enhanced the investigation's credibility and impact.

© Copyright 2026 MIVA Open University. All Rights Reserved.

Marking Criteria:

- Accuracy and relevance of the case description (6 marks).
- Identification and explanation of techniques with examples (10 marks).
- Analysis of the challenge and response (8 marks).
- Depth of reflection on the role of techniques (6 marks).

© Copyright 2026 MIVA Open University. All Rights Reserved.

TMA 2: Advanced Crime Investigation Plan (40 marks)

Objective: Develop a detailed plan for an advanced crime investigation, incorporating session techniques and principles.

Task: Propose an investigative story on one of the following topics:

1. Corruption in a Nigerian government infrastructure project.
2. Organised crime activities in a major urban centre.
3. Misuse of public funds in a state-run institution.

Instructions:

- Create a detailed plan (500-600 words) that includes:
    - A clear hypothesis for the investigation and its public interest significance.
    - A step-by-step outline of the investigative process, incorporating at least three advanced techniques (e.g., data analysis, source protection, collaboration) and one safety strategy.
    - Specific strategies for addressing one ethical dilemma (e.g., balancing public interest with source safety) and one legal challenge (e.g., defamation risks).
    - A description of how you would structure the final story to engage readers while maintaining accuracy and sensitivity.
- Use bullet points or numbered lists for clarity where appropriate.

© Copyright 2026 MIVA Open University. All Rights Reserved.

Marking Criteria:

- Relevance and clarity of the hypothesis and public interest (8 marks).
- Application of advanced techniques and safety strategy (12 marks).
- Practicality of strategies for ethical and legal challenges (10 marks).
- Creativity and clarity in story structure (10 marks).

TMA 3: Ethical and Psychological Reflection Essay (30 marks)

Objective: Reflect on the ethical and psychological challenges of advanced crime reporting and propose strategies for resilience.

Task: Write a reflective essay (400-500 words) addressing the following question: "How can crime reporters navigate complex ethical dilemmas and manage the psychological toll of reporting on sensitive crime stories while maintaining professionalism?"

Instructions:

- Discuss at least one ethical dilemma (e.g., protecting a source's identity) and one psychological challenge (e.g., stress from covering violent crimes).
- Use examples from the session (e.g., fuel subsidy fraud, #EndSARS investigations) to illustrate these challenges.
- Propose practical solutions for addressing the ethical dilemma and building resilience against psychological stress.
- Reflect on why ethical and psychological resilience are critical for sustaining a career in crime journalism.

© Copyright 2026 MIVA Open University. All Rights Reserved.

Marking Criteria:

- Depth of discussion on ethical and psychological challenges (10 marks).
- Relevance and use of session examples (8 marks).
- Practicality of proposed solutions (8 marks).
- Clarity and structure of the reflection (4 marks).

© Copyright 2026 MIVA Open University. All Rights Reserved.

Study Session Seven:

Challenges in Investigative Journalism

© Copyright 2026 MIVA Open University. All Rights Reserved.

Introduction

Welcome to Study Session 7: Challenges in Investigative Journalism. Investigative journalism is one of the most impactful and demanding fields in media, where reporters act as society's watchdogs, uncovering hidden truths about corruption, abuse of power, and injustice. However, this vital work is not without its obstacles. From legal threats and ethical dilemmas to physical dangers and resource limitations, investigative journalists face a unique set of challenges that require resilience, strategic thinking, and a strong ethical compass.

In this session, we will explore these challenges in depth, examining real-world cases where journalists have navigated complex legal landscapes, protected vulnerable sources, and managed personal risks to bring important stories to light. We'll also delve into the psychological toll of this work and discuss strategies for maintaining mental well-being. By understanding these hurdles, you'll be better prepared to anticipate and overcome them in your own reporting. This session isn't just about identifying problems—it's about empowering you with the tools, knowledge, and mindset to thrive as an investigative journalist. Get ready to tackle the tough stuff and emerge stronger, more resourceful, and ready to make a difference.

© Copyright 2026 MIVA Open University. All Rights Reserved.

Learning Outcomes for Study Session Seven

When you have studied this session, you should be able to:

7.1. **Identify and explain the major challenges** faced by investigative journalists.

You'll learn to recognise and articulate the key obstacles in this field, including legal, ethical, safety, and resource-related issues, giving you a clear understanding of what to expect and how to prepare.

7.2. **Analyse real-world case studies** to understand how journalists navigate challenges.

Through detailed examples, you'll see how investigative reporters have overcome specific hurdles, learning from their strategies and applying these lessons to your own work.

7.3. **Develop skills for assessing and mitigating risks** in investigative reporting.

You'll gain practical tools to evaluate and reduce risks, ensuring your safety and the integrity of your investigations, whether you're dealing with legal threats or physical dangers.

7.4. **Apply ethical frameworks** to complex scenarios in investigative journalism.

We'll explore how to make tough ethical decisions, balancing the public's right to know with the need to protect sources and avoid harm, using real-world dilemmas to sharpen your judgement.

© Copyright 2026 MIVA Open University. All Rights Reserved.

7.5. **Explore support systems and resources** available to investigative journalists.

You'll discover professional networks, legal resources, and funding opportunities that can help you overcome challenges, ensuring you're not alone in your investigative journey.

7.6. **Cultivate resilience and self-care strategies** for long-term success.

We'll discuss how to manage stress, avoid burnout, and maintain your mental well-being, equipping you to handle the emotional demands of investigative reporting and sustain a healthy career.

© Copyright 2026 MIVA Open University. All Rights Reserved.

7.1 Factors Responsible for Limited Investigative Journalism Practice in Nigeria

Hey there! Welcome to Study Session 7. Today, we're diving into something really interesting: why investigative journalism isn't as common as it could be in Nigeria. You know those stories where journalists dig deep to uncover corruption or expose hidden truths? They're super important, but in Nigeria, they don't happen as often as you might expect. Why's that? Well, that's what we're here to explore.

Imagine you're a journalist with a gut feeling that something shady is going on in a government office. You want to investigate, but every step you take feels like hitting a brick wall—laws stop you, threats scare you, or maybe you just don't have the tools to keep going. Frustrating, right? That's the reality for many investigative journalists in Nigeria. In this session, we'll break down the main reasons why this kind of reporting is so limited here. We'll cover everything from legal hurdles to safety risks and even how culture and politics play a role. By the end, you'll see the big picture and maybe even have some ideas about how to change it.

© Copyright 2026 MIVA Open University. All Rights Reserved.



Figure 7.1: A journalist arrested for reporting on stories

7.1.1 Legal and Regulatory Constraints

One major roadblock for investigative journalists in Nigeria is the law. There are rules and regulations that make it really hard to get information or publish certain stories without landing in hot water.

What's Holding Them Back?

- **Official Secrets Act:** This is an old law that says some government info is off-limits. Want to investigate a shady deal? Tough luck if the documents are locked away under this act.

© Copyright 2026 MIVA Open University. All Rights Reserved.

- **Defamation Laws:** These are supposed to stop people from spreading lies, but in Nigeria, they can be twisted to sue journalists for telling the truth if it embarrasses someone powerful (Zukić & Zukić, 2025).).
- **Cybercrimes Act (2015):** This one's aimed at online crime, but it's been used to target journalists or bloggers who post critical stories. It's got a lot of people worried about free speech.

A Real Nigerian Example

Take Samuel Ogundipe, an investigative journalist who got arrested in 2018. He wrote a story about police corruption, and bam—the authorities used the Cybercrimes Act to lock him up for a few days (CPJ, 2018). It's a warning to others: dig too deep, and you might pay a price.

Why This Matters

These laws make journalists nervous. If you're worried about lawsuits or gaol time, would you risk chasing a big story? Probably not. It's like playing a game where the rules keep you from winning.

7.1.2 Safety and Security Concerns

Here's another biggie: investigative journalism can be risky in Nigeria. When you start poking around sensitive topics, some people don't take it kindly—and they might fight back.

© Copyright 2026 MIVA Open University. All Rights Reserved.

What are the Dangers?

- **Threats and Intimidation:** Imagine getting creepy calls telling you to drop a story—or else.
- **Arrests:** Journalists can get detained without much explanation. Jones Abiri, for example, was held for over two years after reporting on oil industry corruption (CPJ, 2019).
- **Violence:** In the worst cases, journalists have been attacked or even killed.



Why This Holds Journalism Back

If you're a journalist and you know a story could put your life on the line, you might think twice. It's not just about courage—it's about survival. This fear keeps a lot of investigative stories from ever being written.

© Copyright 2026 MIVA Open University. All Rights Reserved.

7.1.3 Lack of Resources

Investigative journalism isn't quick or cheap. It takes time, money, and know-how—stuff that's often in short supply in Nigeria's media world.

What's Missing?

- **Money:** Digging into a story can take months, and most Nigerian media houses don't have the cash to spare. They're too busy trying to stay afloat.
- **Training:** Not every journalist knows how to do this kind of deep research. Training isn't widely available, so many don't get the skills they need.
- **Tools:** Think about it—recording devices, secure phones, or even a decent internet connection aren't always easy to come by.

A Nigerian Case

Over the years, several newspapers in Nigeria have shut down because they couldn't make ends meet. When you're struggling to pay the bills, funding a big investigation isn't exactly top of the list.

Why This Limits Things

Without resources, even the best journalists can't do their job properly. It's like trying to cook a fancy meal with no ingredients—you're stuck with whatever's in the pantry.

© Copyright 2026 MIVA Open University. All Rights Reserved.

7.1.4 Cultural and Societal Factors

Sometimes, it's not just about laws or money—it's about how people think. In Nigeria, certain cultural attitudes can make investigative journalism tricky.

What's Going On Here?

- **Distrust:** In some places, folks see journalists as nosy outsiders. Getting people to open up? Not easy.
- **Respect for Authority:** In many Nigerian cultures, challenging leaders is a no-no. It's seen as disrespectful, even if those leaders are up to no good.
- **Keeping the Peace:** Some communities prioritise harmony over stirring the pot. Digging up dirt can feel like breaking an unwritten rule.

A Nigerian Twist

In parts of Nigeria, there's this idea called "ubuntu"—it's all about community and togetherness. Sounds nice, right? But it can make people hesitant to call out corruption if it means rocking the boat.

Why This Matters

When society isn't cheering you on, investigative journalism feels like an uphill battle. Journalists have to push against these norms, and that's not always easy.

© Copyright 2026 MIVA Open University. All Rights Reserved.

7.1.5 Political Interference

Politics and media mix a lot in Nigeria, and not always in a good way. When politicians get involved, it can choke investigative reporting.

How Does This Play Out?

- **Pressure from Above:** The government might threaten to shut down a station or pull its license if it doesn't toe the line.
- **Ownership Ties:** A lot of media outlets are owned by politicians or their buddies. Guess what? They don't love stories that make them look bad.

A Real Example

In 2019, the government shut down AIT and Raypower FM—two outlets known for tough reporting. Many saw it as a move to quiet critical voices (Olaniyan, & Akpojivi, 2021).

Why This Stops Stories

When your boss—or the government—can shut you down, you're less likely to take risks. It's self-preservation, but it means fewer hard-hitting investigations.

7.1.6 Media Ownership and Control

Who owns the media matters a ton. In Nigeria, a handful of big shots control a lot of outlets, and that shapes what we see and hear.

© Copyright 2026 MIVA Open University. All Rights Reserved.

What's the Problem?

- **Few Owners, Big Power:** When a small group owns multiple media houses, they call the shots on what gets covered.
- **Profit First:** Owners might care more about money than truth. Investigative stories are risky and pricey—why bother when entertainment sells better?
- **Political Links:** Some owners are tight with politicians, so they steer clear of stories that could cause trouble.

A Nigerian Example

Bola Tinubu, a major political player, owns TVC and The Nation newspaper. Critics say these outlets don't dig into stories that might upset him or his allies.

Why This Limits Journalism

When the people signing your checks have their own agendas, you're not as free to chase the truth. It's a leash on investigative reporting.

So, there you go—the main reasons investigative journalism struggles in Nigeria. We've got legal barriers, safety fears, tight budgets, cultural pushback, political meddling, and media owners with their own plans. It's a tough combo! But here's the cool part: despite all this, some Nigerian journalists still manage to break big stories. They're the real MVPs.

© Copyright 2026 MIVA Open University. All Rights Reserved.

What do you think? Could Nigeria do more to support these reporters? Maybe better laws or more funding? Or is it up to us, the public, to demand more of these stories? Let's keep talking about it—because the more we understand, the more we can push for change.

In-Text Questions and Answers (ITQs and ITAs)

ITQ 1: What is one legal constraint that limits investigative journalism in Nigeria?

ITA 1: One major legal constraint is the **Official Secrets Act**. This law keeps government information under lock and key, making it nearly impossible for journalists to get the documents they need to expose corruption or mismanagement.

ITQ 2: How does media ownership affect investigative journalism in Nigeria?

ITA 2: Media ownership can stifle investigative journalism when outlets are owned by politically connected figures. These owners often discourage stories that might upset their allies or interests, leading to self-censorship and fewer hard-hitting reports.

Conclusion

Study Session 7 has provided a comprehensive exploration of the multifaceted challenges that investigative journalists face, with a particular focus on the Nigerian context. By examining legal and regulatory constraints, safety risks, resource limitations, cultural and societal factors, political interference, and media ownership, you've gained a deep understanding of the obstacles that hinder investigative reporting. Real-world examples, such as the arrests of

© Copyright 2026 MIVA Open University. All Rights Reserved.

Samuel Ogundipe and Jones Abiri, illustrate the tangible risks journalists encounter when exposing corruption or injustice. The session also highlighted the resilience of Nigerian journalists who persist despite these barriers, underscoring the importance of strategic risk assessment, ethical decision-making, and resourcefulness. By learning about support systems, such as professional networks and legal protections, and strategies for self-care, you are better equipped to navigate these challenges. This session empowers you to approach investigative journalism with a clear-eyed awareness of its difficulties and a commitment to overcoming them, ensuring your work remains impactful, ethical, and sustainable.

Summary

Investigative journalism in Nigeria is a tough gig, and several factors make it harder for journalists to dig deep and tell the stories that matter. Restrictive laws like the Official Secrets Act, Defamation Laws, and the Cybercrimes Act throw up legal roadblocks, limiting access to information and threatening gaol time or lawsuits for publishing critical pieces. Safety is a huge concern—journalists face threats, arrests, and even violence when they poke into sensitive issues like corruption or oil industry scandals. Then there's the lack of resources: no money, limited training, and missing tools mean many newsrooms can't afford to chase big investigations. Cultural attitudes don't help either—distrust of journalists, respect for authority, and a preference for keeping the peace often discourage tough reporting. Political interference and media ownership add more pressure, with politicians and powerful owners pushing journalists to stay quiet or avoid

© Copyright 2026 MIVA Open University. All Rights Reserved.

risky stories. Together, these challenges create a tricky environment, but understanding them is the first step to finding ways to support Nigeria's brave investigative reporters.

Self-Assessment Questions and Answers (SAQs and SAAs)

SAQ1: What are the primary structural challenges that constrain investigative journalism practice in Nigeria?

Answer: The primary challenges include legal and regulatory constraints, safety and security threats, lack of adequate financial resources, political interference, cultural factors, and restrictive media ownership models.

SAQ2: How do legal statutes like the Cybercrime Act of 2015 affect investigative reporters in Nigeria?

Answer: Laws like the Cybercrime Act are often weaponized to criminalise digital reporting, harass journalists, and stifle press freedom under the guise of security or cyberstalking prevention.

SAQ3: Why does media ownership control pose a significant obstacle to independent investigative reporting?

Answer: Media owners with political ambitions or private corporate interests often censor investigative stories that threaten their financial backing, political alliances, or government relations.

Multiple-Choice Questions and Answers (MCQs and MCAs)

© Copyright 2026 MIVA Open University. All Rights Reserved.

1. Which legal instrument in Nigeria has been frequently criticised by civil society for being used to suppress press freedom and arrest digital journalists?

a) The Freedom of Information Act

b) The Cybercrime Act of 2015

c) The Copyright Act

d) The Evidence Act

Answer: b) The Cybercrime Act of 2015

Explanation: The Cybercrime Act of 2015 contains vague provisions (such as cyberstalking clauses) that authorities have repeatedly used to detain, intimidate, and prosecute investigative journalists and bloggers.

2. How do resource constraints specifically impede long-term investigative journalism in Nigerian newsrooms?

a) By forcing newsrooms to hire too many data analysts

b) By limiting funding for field travel, digital security tools, legal defence, and extended research time

c) By encouraging journalists to work exclusively on cross-border investigations

d) By guaranteeing foreign grant funding for all media houses

© Copyright 2026 MIVA Open University. All Rights Reserved.

Answer: b) By limiting funding for field travel, digital security tools, legal defence, and extended research time

Explanation: Investigative reporting requires substantial financial investment and time; declining advertising revenues and limited budgets leave newsrooms unable to fund deep, lengthy investigations.

3. What safety risk do Nigerian investigative journalists frequently encounter when exposing high-level corruption or crime?

a) Automatic protection by state security forces

b) Physical threats, unlawful arrests, surveillance, and harassment from powerful actors

c) Immediate exemption from civil defamation suits

d) Guaranteed immunity from extrajudicial prosecution

Answer: b) Physical threats, unlawful arrests, surveillance, and harassment from powerful actors

Explanation: Uncovering sensitive truths often exposes reporters to severe security risks, including arbitrary arrest, assault, destruction of equipment, and physical intimidation by security agents or political thugs.

4. How does political interference impact public-interest reporting in commercial media outlets?

a) It increases editorial independence and investigative grants

© Copyright 2026 MIVA Open University. All Rights Reserved.

b) It leads to self-censorship, editorial coercion, and suppression of critical investigative reports

c) It ensures full compliance with global fact-checking standards

d) It eliminates commercial conflicts of interest

Answer: b) It leads to self-censorship, editorial coercion, and suppression of critical investigative reports

Explanation: Politicians and government officials often leverage state power, regulatory pressure, or advertising patronage to influence media executives and kill critical investigative stories.

5. Which factor describes a cultural or societal obstacle faced by investigative journalists seeking public disclosures in Nigeria?

a) Overwhelming public access to government data platforms

b) Deep-seated secrecy cultures within public institutions and fear of whistleblower retaliation

c) Mandatory digital publishing requirements for all public records

d) Total absence of official secrecy laws

Answer: b) Deep-seated secrecy cultures within public institutions and fear of whistleblower retaliation

© Copyright 2026 MIVA Open University. All Rights Reserved.

Explanation: A entrenched culture of official secrecy, combined with civil servants' fear of sanction or exposure, makes gathering documents and securing whistleblowers exceptionally difficult.

Activities

Here are three activities to deepen your understanding and apply what you've learned about the challenges in Nigerian investigative journalism. They're hands-on and thought-provoking!

1. **Activity 1: Critical Thinking Discussion Prompt**

   Task: Discuss this question: "How does media ownership shape investigative journalism in Nigeria compared to a country like the UK or the US? What steps could Nigerian journalists take to reduce its impact?"

   Instructions: In groups of 3-4, spend 15 minutes debating this. Use examples like Bola Tinubu's ownership of TVC and The Nation versus more independent outlets abroad. Suggest ideas like crowdfunding or international partnerships, then share your top three insights with the class.

2. **Activity 2: Project**

   Task: Research a Nigerian investigative story—like the 2012 fuel subsidy scam exposé—and create a short case study. What challenges did the journalist face (e.g., legal threats, lack of funds), and how did they overcome them?

   Instructions: Write a 300-word report or prepare a 5-minute presentation. Include at least two sources (e.g., news articles or CPJ reports) and

© Copyright 2026 MIVA Open University. All Rights Reserved.

connect your findings to the factors from this session. Submit or present within one week.

3. **Activity 3: Timed Reflection Question (5 minutes)**

   Prompt: You're an investigative journalist in Nigeria about to expose a corruption scandal. In 5 minutes, write 100-150 words on how you'd handle the challenges—think safety, legal risks, or resource gaps. What's your plan?

   Instructions: Jot down your thoughts quickly, focusing on practical steps (e.g., using encrypted apps, finding a lawyer, teaming up with others). Swap with a classmate for a quick read and feedback on feasibility.

Tutor-Marked Assessments (TMAs)

The following assessments are designed to test your understanding of the challenges in investigative journalism and engage you with the content through analytical, practical, and reflective exercises. Complete each task to demonstrate your mastery of the concepts covered in Study Session 7.

TMA 1: Case Study Analysis (30 marks)

Objective: Analyse how investigative journalists navigate specific challenges in real-world cases.

Task: Choose one of the following cases of investigative journalism in Nigeria:

1. Samuel Ogundipe's arrest following his report on police corruption (2018).
2. Jones Abiri's detention for reporting on oil industry corruption (2019).
3. The closure of AIT and Raypower FM for critical reporting (2019).

© Copyright 2026 MIVA Open University. All Rights Reserved.

Instructions:

- Write a 400-500 word analysis that:
    - Briefly describes the case and its broader impact on investigative journalism.
    - Identifies at least two challenges (e.g., legal constraints, safety risks) faced by the journalist(s) or outlet, with specific examples from the case.
    - Discusses how the journalist(s) or outlet responded to these challenges (e.g., legal defence, public advocacy) and evaluates the effectiveness of their approach.
    - Reflects on what this case reveals about the state of investigative journalism in Nigeria.

Marking Criteria:

- Accuracy and relevance of the case description (6 marks).
- Identification and explanation of challenges with examples (10 marks).
- Evaluation of responses to challenges (8 marks).
- Depth of reflection on the state of investigative journalism (6 marks).

© Copyright 2026 MIVA Open University. All Rights Reserved.

TMA 2: Challenge Mitigation Plan (40 marks)

Objective: Develop a strategic plan to address challenges in an investigative journalism project.

Task: Propose an investigative story on one of the following topics in Nigeria:

1. Corruption in a government-funded education programme.
2. Illegal activities in the oil and gas sector.
3. Human rights abuses by security forces.

Instructions:

- Create a detailed plan (500-600 words) that includes:
    - A brief overview of the chosen topic and its significance to the public.
    - Identification of at least three potential challenges (e.g., legal risks, resource constraints, safety concerns) specific to this investigation.
    - Specific strategies to mitigate each challenge, drawing on session concepts (e.g., using secure communication tools, accessing funding, leveraging professional networks).
    - A description of how you would incorporate one ethical framework (e.g., minimising harm, ensuring fairness) to guide your investigation.
    - A brief outline of self-care strategies to manage the psychological toll of the investigation.
- Use bullet points or numbered lists for clarity where appropriate.

© Copyright 2026 MIVA Open University. All Rights Reserved.

Marking Criteria:

- Relevance and public significance of the topic (8 marks).
- Identification and specificity of challenges (10 marks).
- Practicality and creativity of mitigation strategies (12 marks).
- Integration of ethical framework and self-care strategies (10 marks).

TMA 3: Ethical and Resilience Reflection Essay (30 marks)

Objective: Reflect on the ethical and psychological challenges of investigative journalism and propose strategies for resilience.

Task: Write a reflective essay (400-500 words) addressing the following question: "How can investigative journalists in Nigeria balance ethical responsibilities with the need to overcome challenges like safety risks and political interference, while maintaining personal resilience?"

Instructions:

- Discuss at least one ethical challenge (e.g., protecting sources under pressure) and one resilience-related challenge (e.g., managing stress from threats).
- Use examples from the session (e.g., Samuel Ogundipe's arrest, cultural attitudes toward authority) to illustrate these challenges.
- Propose practical solutions for addressing the ethical challenge and building personal resilience (e.g., joining support networks, practising self-care).

© Copyright 2026 MIVA Open University. All Rights Reserved.

- Reflect on why ethical and resilient journalism is critical for sustaining investigative reporting in Nigeria.

Marking Criteria:

- Depth of discussion on ethical and resilience challenges (10 marks).
- Relevance and use of session examples (8 marks).
- Practicality of proposed solutions (8 marks).
- Clarity and structure of the reflection (4 marks).

© Copyright 2026 MIVA Open University. All Rights Reserved.

Study Session Eight:

Case Studies in Investigative Journalism

© Copyright 2026 MIVA Open University. All Rights Reserved.

Introduction

Investigative journalism plays a critical role in uncovering hidden truths, exposing corruption, and holding powerful individuals and institutions accountable. However, the impact of investigative journalism is best understood through real-world case studies that highlight its successes, challenges, and influence on society.

This session will explore notable case studies in investigative journalism, with a focus on both global and Nigerian contexts. Students will analyse how investigative journalists have used research, undercover reporting, and data analysis to expose critical issues such as government corruption, financial fraud, human rights abuses, and organised crime. Through these examples, students will gain insights into the investigative process, the risks involved, and the societal impact of these reports.

By studying real cases, students will develop a deeper appreciation for the importance of investigative journalism and learn practical lessons that can inform their approach to journalistic work. They will also examine the ethical dilemmas journalists often face and discuss how best to balance professional responsibility with personal safety.

Learning Outcomes for Study Session Eight

When you have studied this session, you should be able to:

8.1. Analyse Real-World Investigative Journalism Cases

© Copyright 2026 MIVA Open University. All Rights Reserved.

Examine in-depth case studies from Nigeria and other parts of the world to understand the strategies and techniques used in successful investigative reports.

8.2. **Identify Key Investigative Journalism Techniques**

Learn how journalists collect, verify, and present information through undercover reporting, data analysis, and source protection.

8.3. **Evaluate the Impact of Investigative Journalism**

Assess how investigative reports have led to policy changes, legal actions, or public awareness, and discuss the challenges faced in achieving tangible impact.

8.4. **Discuss Ethical and Safety Considerations**

Explore the ethical dilemmas investigative journalists face, such as privacy concerns, source confidentiality, and the risks involved in reporting sensitive issues.

8.5. **Develop Critical Thinking and Analytical Skills**

Encourage students to critically assess investigative reports, identify biases, and understand the broader implications of investigative journalism in democratic societies.

© Copyright 2026 MIVA Open University. All Rights Reserved.

8.1 Examination of Notable Investigative Journalism Cases (Global and Nigerian)

Investigative journalism is a powerful tool for uncovering corruption, human rights abuses, and other societal injustices. Throughout history, investigative journalists have played a crucial role in exposing scandals, holding those in power accountable, and driving social change. This session will explore some of the most significant investigative journalism cases, both globally and in Nigeria.

By studying these cases, students will understand the investigative techniques used, the challenges journalists face, and the impact of their work. These real-world examples provide a deeper appreciation of how journalism can shape public opinion, influence policies, and promote transparency.

8.1.1 The Watergate Scandal (United States, 1972-1974)

The Watergate scandal remains one of the most significant investigative journalism cases in modern history, demonstrating the power of the press in holding the highest levels of government accountable (Perloff, R. M., & Kumar, A. (2022)). This case exposed political corruption, led to the first-ever resignation of a sitting U.S. president, and forever changed the landscape of investigative journalism.

Background of the Watergate Scandal

The scandal originated from a break-in at the Democratic National Committee (DNC) headquarters, located in the Watergate complex in Washington, D.C., on

© Copyright 2026 MIVA Open University. All Rights Reserved.

June 17, 1972. Five men were caught attempting to wiretap phones and steal confidential documents. At first, the burglary seemed like an isolated crime, but subsequent investigations revealed that the operation was orchestrated by individuals linked to President Richard Nixon's re-election campaign.

Two young journalists from *The Washington Post*, **Bob Woodward and Carl Bernstein**, played a pivotal role in uncovering the truth. Through persistent investigative work and reliance on anonymous sources—most notably a whistleblower known as **Deep Throat**—they exposed a wide-ranging conspiracy involving illegal surveillance, abuse of power, and a cover-up orchestrated by the White House.

By **August 8, 1974**, following mounting pressure from the media, Congress, and the public, **President Richard Nixon resigned**, making him the first U.S. president to do so.

© Copyright 2026 MIVA Open University. All Rights Reserved.



Figure 8.1: Report on the Watergate Scandal

How the Scandal Unfolded

1. **The Watergate Break-in (June 17, 1972)**
    - Five burglars were caught inside the DNC headquarters at the Watergate complex.
    - They were found to have links to Nixon's re-election campaign, known as the **Committee for the Re-Election of the President (CREEP)**.
2. **The Role of Woodward and Bernstein**
    - Bob Woodward and Carl Bernstein began investigating the break-in for *The Washington Post*.

© Copyright 2026 MIVA Open University. All Rights Reserved.

- They uncovered suspicious financial transactions linked to Nixon's campaign and discovered a widespread effort to sabotage Nixon's political opponents.

3. **The "Deep Throat" Whistleblower**
   - A government insider, later revealed to be **Mark Felt**, the deputy director of the FBI, provided crucial anonymous tips.
   - He instructed Woodward to "follow the money," leading to the discovery of secret campaign funds used for illegal activities.
4. **The White House Cover-up**
   - Nixon and his aides attempted to obstruct investigations by **bribing witnesses, destroying evidence, and misusing government agencies** to silence opponents.
   - Tapes from Nixon's office, known as the **Nixon Tapes**, revealed that the president had directly participated in the cover-up.
5. **Congressional Hearings and Resignation**
   - In **1973**, the U.S. Senate launched an investigation, leading to explosive televised hearings.
   - In **July 1974**, the Supreme Court ordered Nixon to release the tapes, which proved his involvement.
   - On **August 8, 1974**, facing impeachment, Nixon announced his resignation.

© Copyright 2026 MIVA Open University. All Rights Reserved.

Impact of the Watergate Scandal

- **Legal Reforms:** The scandal led to **campaign finance reforms** and stricter government ethics laws.
- **Journalism's Role:** Watergate established investigative journalism as a powerful force for accountability.
- **Trust in Government:** The scandal significantly eroded public trust in political institutions.

Key Lessons from Watergate

1. **The Importance of Protecting Confidential Sources**
    - *Deep Throat* played a crucial role in exposing the truth.
    - Journalists must ensure the safety and anonymity of whistleblowers to encourage truth-telling.
2. **The Power of Persistent and Thorough Investigative Work**
    - Woodward and Bernstein faced opposition, but their persistence exposed the conspiracy.
    - Investigative journalism requires patience, fact-checking, and determination.
3. **How Journalism Holds Power Accountable**
    - The Watergate investigation proved that no leader is above the law.
    - The press serves as a watchdog, ensuring transparency and accountability.

© Copyright 2026 MIVA Open University. All Rights Reserved.

The Watergate scandal remains one of the greatest examples of investigative journalism's ability to challenge political power. It demonstrated the importance of fearless reporting, the role of whistleblowers, and the need for journalists to remain independent. This case continues to inspire journalists worldwide to uncover corruption and hold those in power accountable.

8.1.2 The Panama Papers (Global, 2016)

The Panama Papers investigation, according to Cockfield (2021), was one of the largest leaks in history, exposing the hidden financial dealings of wealthy individuals, corporations, and political leaders worldwide. Led by the International Consortium of Investigative Journalists (ICIJ), this groundbreaking investigation uncovered how offshore tax havens were used to hide wealth, evade taxes, and launder money.

With over 11.5 million leaked documents from the Panamanian law firm Mossack Fonseca, the investigation revealed corruption on a global scale, implicating leaders from over 50 countries, including former UK Prime Minister David Cameron, Russian President Vladimir Putin's associates, Icelandic Prime Minister Sigmundur Gunnlaugsson, and top Nigerian officials (Obermayer & Obermaier, 2016). The revelations led to high-profile resignations, criminal investigations, and policy changes in multiple countries.

© Copyright 2026 MIVA Open University. All Rights Reserved.



Figure 8.2. The Panama Papers

How the Panama Papers Investigation Unfolded

1. **The Leak (2015-2016)**
    - An anonymous whistleblower, known as "John Doe," leaked 2.6 terabytes of data (containing emails, financial records, and legal documents) from Mossack Fonseca to the German newspaper *Süddeutsche Zeitung*.
    - The documents exposed how politicians, celebrities, and business moguls used shell companies in offshore tax havens to conceal assets.
2. **The Role of the ICIJ**

© Copyright 2026 MIVA Open University. All Rights Reserved.

- Due to the massive volume of data, *Süddeutsche Zeitung* collaborated with the ICIJ, which involved over 370 journalists from 100+ media organisations across 80 countries.
- Investigative teams worked for over a year to analyse the data, verify connections, and ensure accuracy.

3. **The Global Impact (April 2016)**
   - The findings were published in April 2016, exposing more than 140 politicians and public figures involved in offshore financial secrecy.
   - Key revelations included:
     - The Prime Minister of Iceland, Sigmundur Gunnlaugsson, resigned after it was revealed he secretly held offshore assets while in office.
     - Pakistani Prime Minister Nawaz Sharif was disqualified from office due to undeclared offshore wealth.
     - The UK and U.S. governments faced pressure to tighten regulations on offshore tax havens.
     - In Nigeria, investigations exposed how top officials and businessmen stashed money abroad to avoid detection.

Impact of the Panama Papers

- **Legal Repercussions:** Authorities in several countries launched criminal investigations, resulting in arrests, fines, and new regulations on tax havens.

© Copyright 2026 MIVA Open University. All Rights Reserved.

- **Economic and Political Fallout:** The scandal led to high-profile resignations, including the Prime Minister of Iceland and Pakistan's Nawaz Sharif.
- **Reform in Financial Transparency:** The investigation pressured governments to tighten anti-money laundering laws and tax policies.

Ahmad Salkida's 2012 probe into Nigeria's fuel subsidy fraud

Key Lessons from the Panama Papers

1. **The Role of International Collaboration in Investigative Journalism**
    - The **ICIJ's global teamwork** showed how journalists across borders could work together to expose corruption.
    - Without collaboration, analysing millions of leaked documents would have been nearly impossible.
2. **The Importance of Digital Tools and Data Analysis**
    - Journalists used advanced data-mining techniques and software to process large volumes of information.
    - This highlighted how technology is essential in modern investigative reporting.
3. **The Impact of Exposing Financial Crimes**
    - The Panama Papers led to real-world consequences, including policy changes, legal reforms, and increased scrutiny on tax havens.
    - Governments worldwide were forced to take anti-corruption measures in response to public outrage.

© Copyright 2026 MIVA Open University. All Rights Reserved.

The Panama Papers investigation set a new standard for investigative journalism by demonstrating the power of collaboration, digital tools, and persistence in exposing financial crime. It highlighted how global elites exploit loopholes in the financial system and showed that journalism can drive significant policy changes. The case remains one of the most influential investigative reports of the 21st century, inspiring further work on financial transparency and corruption.

8.1.3 The Catholic Church Sexual Abuse Scandal (United States, 2002)

In 2002, *The Boston Globe*'s "Spotlight" investigative team exposed one of the biggest scandals in religious institutions, the widespread sexual abuse of children by Catholic priests and the systemic cover-up by the Catholic Church. The months-long investigation revealed that Church officials, including Cardinal Bernard Law, not only knew about the abuse but actively worked to shield accused priests from prosecution by transferring them to different parishes instead of reporting them to the authorities (Russo, 2021).

The investigation was groundbreaking, leading to criminal prosecutions, lawsuits, resignations of senior church officials, and a global reckoning on sexual abuse within religious institutions. It also won the Pulitzer Prize for Public Service in 2003 and was later adapted into the Oscar-winning film *Spotlight* (2015).

© Copyright 2026 MIVA Open University. All Rights Reserved.

How the Investigation Unfolded

1. **Initial Discovery (2001)**
    - The *Boston Globe* received a tip about the case of Father John Geoghan, a priest accused of molesting over 130 children over decades.
    - The team discovered that the Church quietly settled cases with victims, ensuring non-disclosure agreements to keep the abuse hidden.
2. **Uncovering the Cover-Up**
    - Using court documents, survivor testimonies, and internal Church records, the *Spotlight* team found that dozens of priests had been accused but never prosecuted.
    - The Archdiocese of Boston had an internal policy of reassigning abusive priests rather than removing them or alerting the police.
3. **Breaking the Story (January 2002)**
    - The *Boston Globe* published a series of articles that revealed how the Catholic Church covered up hundreds of cases of child sexual abuse.
    - The public outrage that followed led to statewide and nationwide investigations into similar cases.
4. **Global Impact**
    - The revelations led to over 600 lawsuits against the Church in the United States alone.

© Copyright 2026 MIVA Open University. All Rights Reserved.

- Cardinal Bernard Law, the Archbishop of Boston, resigned in disgrace in December 2002.
- Investigations spread worldwide, exposing similar cover-ups in Ireland, Australia, Latin America, and Nigeria.

Impact of the Spotlight Investigation

- **Legal and Criminal Consequences:** Dozens of priests were prosecuted, and **over $3 billion** was paid in settlements to victims worldwide.
- **Reforms in the Catholic Church:** The Vatican introduced **new policies on reporting abuse** and accountability.
- **Survivor Advocacy and Awareness:** The case empowered more victims to **come forward**, leading to **further investigations** into sexual abuse in religious institutions.

Key Lessons from the Spotlight Investigation

1. **The Importance of Long-Term Commitment to Investigative Stories**
   - The *Spotlight* team worked for months, following leads, interviewing survivors, and analysing thousands of documents before publishing.
   - This highlights that deep investigations require patience and persistence.
2. **The Role of Survivor Testimonies and Supporting Evidence**
   - The investigation relied on first-hand accounts from abuse survivors, making the stories more powerful and credible.

© Copyright 2026 MIVA Open University. All Rights Reserved.

- Court records and internal Church documents provided irrefutable proof of the cover-up.

3. **How Investigative Journalism Can Lead to Institutional Reforms**
   - The exposure of abuse led to major policy changes within the Catholic Church worldwide.
   - It proved that journalism can force powerful institutions to confront wrongdoing.

The *Boston Globe*'s investigation into sexual abuse within the Catholic Church was a landmark moment in investigative journalism. It demonstrated the power of journalism to hold institutions accountable, protect vulnerable individuals, and push for meaningful change. The story had global repercussions, leading to criminal prosecutions, financial settlements, and reforms in how the Church handles abuse cases.

8.1.4 The OPL 245 Corruption Scandal (Nigeria, 2012 – Present)

The OPL 245 corruption scandal is one of Nigeria's largest financial fraud cases, involving a $1.3 billion oil deal tainted with bribery and corruption at the highest levels of government. The scandal centred around the sale of an oil block (OPL 245) to Shell and Eni, with massive bribes allegedly paid to top Nigerian officials instead of the money benefiting the Nigerian people (Premium Times, 2018).

Investigative journalism played a crucial role in uncovering the scandal, with Nigerian media outlets like Premium Times and Sahara Reporters, as well as global organisations such as Global Witness and the BBC, exposing the illegal

© Copyright 2026 MIVA Open University. All Rights Reserved.

transactions. Despite strong evidence of wrongdoing, the case remains ongoing, highlighting the challenges of holding powerful corporations and government officials accountable.

How the OPL 245 Scandal Unfolded

1. The Origin of the Deal (1998 – 2011)

- The oil block OPL 245 is one of Nigeria's richest oil fields, estimated to hold over 9 billion barrels of oil.
- In 1998, the Nigerian government initially awarded the block to Malabu Oil & Gas, a company secretly linked to former oil minister Dan Etete.
- In 2011, the block was sold to Royal Dutch Shell and Italian oil giant Eni for $1.3 billion.

2. The Corruption Exposed (2012 – Present)

- Investigative journalists discovered that $1.1 billion of the deal was channelled as bribes to Nigerian officials instead of going into government accounts.
- Reports from Premium Times, Sahara Reporters, and Global Witness exposed how the money was funnelled through Malabu Oil & Gas and distributed among politicians.
- It was revealed that **Shell and Eni executives knew** the money was being used for bribes but proceeded with the deal.

3. Legal Battles and International Investigations

© Copyright 2026 MIVA Open University. All Rights Reserved.

- The scandal led to court cases in Nigeria, Italy, and the UK.
- In 2021, an Italian court acquitted Shell and Eni executives due to "insufficient evidence," despite mountains of leaked documents and emails showing bribery discussions.
- In 2022, Nigeria continued legal action, suing JPMorgan Chase for allowing corrupt payments to pass through its bank.

Impact of the OPL 245 Scandal

- **Exposure of High-Level Corruption:**
  - The case showed how **government officials and multinational corporations collude** to **steal public resources**.
  - It highlighted the **failure of regulatory institutions** in preventing corruption in the oil sector.
- **Failure of Legal Accountability:**
  - Despite strong evidence, **legal battles have dragged on for over a decade** with few convictions.
  - This underscores how **corrupt elites often escape justice**, especially when powerful multinational companies are involved.
- **Role of Investigative Journalism in the Fight Against Corruption:**
  - Without investigative journalists, this deal would have **remained hidden** from the public.
  - The case shows why the **media is essential in exposing corruption and demanding accountability**.

Key Lessons from the OPL 245 Case

© Copyright 2026 MIVA Open University. All Rights Reserved.

1. The Role of Investigative Journalism in Exposing High-Level Corruption

- Nigerian and international journalists worked together to uncover secret transactions and leaked documents.
- Without detailed investigations, this scandal would have never come to light.

2. The Challenge of Securing Legal Accountability Despite Strong Evidence

- Even when clear evidence of corruption exists, powerful figures often manipulate the legal system to avoid punishment.
- This case highlights the need for stronger anti-corruption laws and independent judicial systems.

3. The Importance of Cross-Border Collaboration in Investigative Reporting

- Since Shell and Eni are global companies, journalists had to work across different countries to trace the money.
- International partnerships between journalists, NGOs, and legal teams made the investigation stronger and more credible.

The OPL 245 scandal is a textbook case of corporate and political corruption, showing how powerful players exploit natural resources at the expense of ordinary citizens. The bravery of investigative journalists in exposing the scandal has kept public attention on the case, despite legal setbacks.

© Copyright 2026 MIVA Open University. All Rights Reserved.

This case underscores the importance of investigative journalism in Nigeria and globally, proving that even the most powerful corporations and governments can be held accountable when the truth is exposed.

8.1.4 The Sex-for-Grades Scandal (Nigeria, 2019)

The Sex-for-Grades investigation, conducted by BBC Africa Eye in 2019, exposed widespread sexual harassment in Nigerian and Ghanaian universities. The documentary, led by investigative journalist Kiki Mordi, revealed how university lecturers demanded sexual favours from female students in exchange for grades and academic advantages (BBC Africa Eye, 2019).

Using undercover reporting techniques, the investigation secretly recorded university lecturers making inappropriate advances toward students, offering them higher grades in exchange for sex. The revelations sparked outrage across West Africa and led to the suspension and dismissal of some lecturers, as well as calls for institutional reforms to protect students from harassment.

How the Sex-for-Grades Investigation Unfolded

1. The Undercover Investigation

- BBC Africa Eye launched the investigation after receiving numerous complaints from students about lecturers exploiting their power for sexual favours.
- The team used hidden cameras and undercover journalists, posing as students, to document interactions with lecturers suspected of sexual harassment.

© Copyright 2026 MIVA Open University. All Rights Reserved.

- Some lecturers explicitly stated their demands, promising better grades or academic benefits in return for sexual favours.

2. Public Exposure and Reactions

- The documentary was aired on BBC Africa Eye in October 2019, causing an immediate uproar in Nigeria, Ghana, and beyond.
- Many female students came forward to share similar experiences, confirming that sexual harassment in universities was a systemic problem.
- University authorities, government officials, and civil rights groups condemned the exposed lecturers, calling for policy changes to prevent future abuses.

3. Consequences and Institutional Reforms

- Some of the lecturers caught on camera were suspended or dismissed.
- Nigeria's National Assembly passed the Sexual Harassment Bill, which criminalises sexual misconduct by lecturers and imposes strict penalties for offenders.
- Universities strengthened their sexual harassment policies, establishing hotlines and support centres for students facing abuse.

© Copyright 2026 MIVA Open University. All Rights Reserved.

Impact of the Sex-for-Grades Scandal

- **Increased Awareness of Sexual Harassment in Education**
  - The documentary started an open conversation about gender-based violence in universities.
  - Many female students found the courage to report harassment, knowing they were not alone.
- **Legal and Institutional Reforms**
  - The Sexual Harassment Bill was introduced in Nigeria's Senate, creating stricter rules for student-lecturer relationships.
  - Some universities updated their policies, making it easier for students to report harassment without fear of victimisation.
- **Ethical Debates About Undercover Journalism**
  - The use of hidden cameras sparked debates about the ethics of undercover reporting.
  - Some critics argued that secret recordings might violate privacy laws, while supporters said the exposures justified the methods used.

© Copyright 2026 MIVA Open University. All Rights Reserved.



NEWS TW INSPIRE

Kiki Mordi's "BBC Africa Eye: Sex For Grades" Investigative Documentary Has Been Nominated For An Emmy!

Key Lessons from the Sex-for-Grades Investigation

1. The Effectiveness of Undercover Reporting in Exposing Wrongdoing

- Without hidden cameras and undercover techniques, it would have been difficult to prove the allegations.
- Undercover reporting helped reveal the truth and protect victims who feared speaking out.

2. The Ethical Considerations of Using Hidden Cameras

- Undercover journalism raises moral and legal questions about privacy and deception.
- While effective, journalists must balance exposing wrongdoing with ethical reporting standards.

3. How Investigative Journalism Can Lead to Institutional Reforms and New Policies

© Copyright 2026 MIVA Open University. All Rights Reserved.

- The Sex-for-Grades documentary forced universities and governments to act against sexual harassment.
- It showed that investigative journalism can drive policy changes, ensuring better protection for students.

The Sex-for-Grades investigation was a landmark case of investigative journalism in Africa, proving how media exposure can challenge deep-seated cultural and institutional issues. It also demonstrated the power of undercover reporting in bringing justice to victims.

However, the case also highlights the ethical dilemmas that journalists face when using hidden cameras and deception to uncover the truth. Despite these debates, the investigation brought positive changes to university policies and laws, ensuring that future generations of students have better protection against harassment.

Investigative journalism is a crucial pillar of democracy. The case studies examined in this session—from Watergate to the Lekki Toll Gate shooting—demonstrate its ability to expose corruption, protect human rights, and drive social change. However, investigative journalists also face significant challenges, including threats to their safety, legal pressures, and ethical dilemmas.

By studying these cases, students can gain valuable insights into the skills, risks, and impact of investigative reporting. They will also be better equipped to

© Copyright 2026 MIVA Open University. All Rights Reserved.

critically assess news reports and understand the importance of journalism in holding power to account.

In-Text Questions and Answers (ITQs and ITAs)

ITQ 1: Why was the Watergate scandal a significant moment in investigative journalism history?

Answer: The Watergate scandal was significant because it demonstrated how persistent investigative journalism could expose corruption at the highest levels of government. Reporters Bob Woodward and Carl Bernstein uncovered a political espionage operation that led to President Nixon's resignation, proving the power of the press in holding leaders accountable.

ITQ 2: What investigative methods did the BBC Africa Eye team use to expose the Sex-for-Grades scandal?

Answer: The BBC Africa Eye team used undercover reporting and hidden cameras to document evidence of lecturers demanding sexual favours from students in exchange for academic benefits. This method was effective in gathering undeniable proof of misconduct, which led to institutional reforms and public awareness.

Conclusion

Study Session 8 has provided a compelling exploration of investigative journalism through the lens of landmark case studies, both global and Nigerian, demonstrating its power to uncover corruption, drive reforms, and protect public

© Copyright 2026 MIVA Open University. All Rights Reserved.

interest. By analysing cases like the Watergate scandal, the Panama Papers, the Catholic Church sexual abuse scandal, the OPL 245 corruption case, and the Sex-for-Grades investigation, you've gained insights into the diverse techniques—undercover reporting, data analysis, source protection, and international collaboration—that journalists employ to expose hidden truths. These cases highlight the profound societal impact of investigative journalism, from toppling governments to enacting legal protections, while also underscoring the ethical dilemmas, safety risks, and legal challenges journalists face. The session has deepened your understanding of the investigative process, sharpened your critical thinking, and reinforced the importance of ethical integrity in balancing truth-seeking with responsibility. Equipped with these lessons, you are better prepared to approach investigative journalism with the skills, awareness, and resilience needed to make a meaningful impact.

Summary

Investigative journalism plays a critical role in exposing corruption, abuse, and wrongdoing at both national and international levels. This study session explored some of the most notable investigative journalism cases, including the Watergate scandal, the Panama Papers, the Catholic Church sexual abuse scandal, the OPL 245 corruption case in Nigeria, and the Sex-for-Grades scandal in West African universities.

Key takeaways from these cases include the importance of protecting sources, the power of collaborative journalism, the effectiveness of undercover reporting, and the role of investigative journalism in pushing for reforms and accountability.

© Copyright 2026 MIVA Open University. All Rights Reserved.

Each case highlighted different challenges and strategies that investigative journalists use to uncover and report hidden truths.

Self-Assessment Questions and Answers (SAQs and SAAs)

SAQ1: What made the Watergate scandal a watershed moment for global investigative journalism?

Answer: The Watergate scandal demonstrated how persistent, document-backed, and source-verified reporting by journalists could expose high-level government abuse of power and hold the highest political office accountable.

SAQ2: How did the Panama Papers investigation demonstrate the power of modern cross-border collaborative data journalism?

Answer: The Panama Papers leveraged international collaboration among hundreds of journalists analysing millions of leaked encrypted files to simultaneously expose global offshore tax evasion and shell company networks.

© Copyright 2026 MIVA Open University. All Rights Reserved.

SAQ3: What key investigative techniques were highlighted in the OPL 245 corruption scandal investigation in Nigeria?

Answer: The OPL 245 investigation relied heavily on analysing complex corporate filings, tracking international wire transfers, cross-referencing court proceedings, and collaborating across international borders to expose high-level oil sector bribery.

Multiple-Choice Questions and Answers (MCQs and MCAs)

1. Which investigative journalism project involved analysing 11.5 million leaked documents from the law firm Mossack Fonseca to reveal global offshore tax evasion?

a) The Watergate Scandal

b) The Panama Papers

c) The Catholic Church Sexual Abuse Investigation

d) The OPL 245 Corruption Investigation

Answer: b) The Panama Papers

Explanation: The 2016 Panama Papers investigation involved a global consortium of journalists analysing 11.5 million financial records from Mossack Fonseca to expose how politicians and wealthy elites concealed assets in tax havens.

© Copyright 2026 MIVA Open University. All Rights Reserved.

2. In the 1972 Watergate investigation, Bob Woodward and Carl Bernstein relied on which anonymous key source to guide their coverage of executive branch misconduct?

a) Deep Throat

b) WikiLeaks

c) Spotlight

d) Panama Leaks

Answer: a) Deep Throat

Explanation: The confidential source codenamed "Deep Throat" (later revealed as FBI Associate Director Mark Felt) provided critical guidance that helped *The Washington Post* reporters uncover the White House cover-up.

3. The Boston Globe's "Spotlight" team investigation in 2002 exposed systemic misconduct and institutional cover-ups within which major institution?

a) The United States Federal Reserve

b) The Catholic Church

c) The International Olympic Committee

d) The United Nations Security Council

Answer: b) The Catholic Church

© Copyright 2026 MIVA Open University. All Rights Reserved.

Explanation: The Spotlight team used court documents, public records, and survivor testimony to uncover decades of widespread sexual abuse and systematic protection of offending priests by church leadership.

4. What was the central focus of the Nigerian OPL 245 corruption investigation?

a) Illicit oil block acquisition and multi-million dollar bribery involving multinational oil corporations and government officials

b) Cybercrime networks operating in regional banking sectors

c) Subsidised grain import fraud across border posts

d) Electoral malpractice during parliamentary elections

Answer: a) Illicit oil block acquisition and multi-million dollar bribery involving multinational oil corporations and government officials

Explanation: The OPL 245 investigation revealed how $1.3 billion was paid for a lucrative Nigerian offshore oil field, with funds siphoned into shell companies as bribes to politicians and middlemen.

5. What common methodological factor links major global case studies like the Panama Papers and domestic cases like OPL 245?

a) Complete reliance on single unverified oral statements

b) Cross-border collaboration, deep financial data analysis, and multi-source document verification

© Copyright 2026 MIVA Open University. All Rights Reserved.

c) Immediate publication without granting subjects a right of reply

d) Avoiding public court records to prevent legal challenges

Answer: b) Cross-border collaboration, deep financial data analysis, and multi-source document verification

Explanation: Modern complex investigations depend on cross-border journalist networks, rigorous examination of financial paper trails, and corroborating documents to prove international financial wrongdoing.

Activities

1. Peer-to-Peer Assessment

Activity: Pair up with a classmate and evaluate each other's understanding of investigative journalism techniques. Discuss the ethical concerns related to investigative journalism and assess each other's viewpoints using the following rubric:

Criterion	Excellent (5)	Good (4)	Satisfactory (3)	Needs Improvement (2)	Poor (1)
Understanding of case studies	Clearly explains key facts and implications of each case	Provides a general understanding with minor gaps	Covers the basics but lacks depth	Misses important details	Limited or no understanding

© Copyright 2026 MIVA Open University. All Rights Reserved.

Ethical Analysis	Thoughtful and well-supported ethical reflections	Mostly well-reasoned but needs more examples	Provides general ethical viewpoints	Minimal ethical discussion	No ethical reflection
Communication	Ideas are clearly articulated and engaging	Mostly clear but some points need refinement	Basic clarity but lacks strong structure	Difficult to follow at times	Unclear and disorganised

2. Polls and Surveys

Activity: Conduct a class poll on the most effective investigative journalism technique. Options include:

- Undercover reporting
- Data analysis and leaked documents
- Whistleblower testimonies
- Surveillance and observation

Discuss why students believe one method is more effective than the others in specific cases.

3. Simulations

Activity: Organise a simulation exercise where students act as investigative journalists covering a corruption case. Students should decide on the best investigative approach, sources to interview, and ethical concerns to consider. At

© Copyright 2026 MIVA Open University. All Rights Reserved.

the end of the activity, students should present their findings and discuss the challenges they encountered.

4. Projects

Activity: Assign students a project to research a major investigative journalism case not covered in the session. They should prepare a report or presentation on the case's background, investigative techniques used, key findings, and its impact.

5. Timed Reflection Questions

Activity: Provide students with the following prompt and a 5-minute time limit:
"If you were an investigative journalist covering corruption in Nigeria, what key challenges would you expect to face, and how would you overcome them?"
Students should provide concise yet insightful reflections.

6. Critical Thinking Discussion Prompts

Activity: Host a discussion on whether undercover reporting should always be justified in investigative journalism. Use the Sex-for-Grades and Watergate cases as reference points. Ask students to consider both the benefits and ethical risks involved.

This study session has provided a deep dive into real-world investigative journalism cases, demonstrating the role of the media in exposing corruption, abuse, and wrongdoing. Through the case studies, students have explored the methods used by journalists, the ethical dilemmas they face, and the impact

© Copyright 2026 MIVA Open University. All Rights Reserved.

their work has on society. By engaging in peer assessments, simulations, and discussions, students will develop a practical understanding of investigative journalism and its significance in modern society.

Tutor-Marked Assessments (TMAs)

The following assessments are designed to test your understanding of the case studies in investigative journalism and engage you with the content through analytical, practical, and reflective exercises. Complete each task to demonstrate your mastery of the concepts covered in Study Session 8.

TMA 1: Case Study Analysis (30 marks)

Objective: Analyse the techniques and impact of a specific investigative journalism case.

Task: Choose one of the following investigative journalism cases from the session:

1. The Watergate scandal (United States, 1972-1974).
2. The Panama Papers (Global, 2016).
3. The Catholic Church sexual abuse scandal (United States, 2002).
4. The OPL 245 corruption scandal (Nigeria, 2012-Present).
5. The Sex-for-Grades scandal (Nigeria, 2019).

Instructions:

- Write a 400-500 word analysis that:

© Copyright 2026 MIVA Open University. All Rights Reserved.

- Briefly describes the case and its societal impact.
- Identifies at least two investigative techniques (e.g., source protection, undercover reporting, data analysis) used by the journalists, with specific examples from the case.
- Discusses one challenge (e.g., ethical dilemmas, legal risks, safety concerns) faced by the journalists and how they addressed it.
- Reflects on what this case reveals about the role of investigative journalism in society.

Marking Criteria:

- Accuracy and relevance of the case description (6 marks).
- Identification and explanation of investigative techniques with examples (10 marks).
- Analysis of the challenge and response (8 marks).
- Depth of reflection on the role of investigative journalism (6 marks).

© Copyright 2026 MIVA Open University. All Rights Reserved.

TMA 2: Investigative Journalism Proposal (40 marks)

Objective: Develop a proposal for an investigative journalism project inspired by the session's case studies.

Task: Propose an investigative story on one of the following topics in a Nigerian context:

1. Financial misconduct in a public sector organisation.
2. Human rights abuses in a specific institution or community.
3. Environmental crimes by a corporate entity.

Instructions:

- Create a detailed proposal (500-600 words) that includes:
    - A brief overview of the topic and its significance to the public, drawing inspiration from one of the session's case studies.
    - A description of at least three investigative techniques (e.g., collaboration, data analysis, undercover reporting) you would use, explaining how they are informed by the chosen case study.
    - Strategies to address one ethical dilemma (e.g., protecting sources, avoiding harm) and one safety or legal challenge (e.g., defamation risks, physical threats) specific to the investigation.
    - A plan for presenting the findings to maximise impact (e.g., using visuals, engaging narratives), referencing storytelling lessons from the case studies.
- Use bullet points or numbered lists for clarity where appropriate.

© Copyright 2026 MIVA Open University. All Rights Reserved.

Marking Criteria:

- Relevance and public significance of the topic (8 marks).
- Application of investigative techniques inspired by the case study (12 marks).
- Practicality of strategies for ethical and safety/legal challenges (10 marks).
- Creativity and clarity in the presentation plan (10 marks).

TMA 3: Ethical and Impact Reflection Essay (30 marks)

Objective: Reflect on the ethical considerations and societal impact of investigative journalism as illustrated by the case studies.

Task: Write a reflective essay (400-500 words) addressing the following question: "How do investigative journalists balance ethical responsibilities with the pursuit of impactful stories, and why is this balance critical for the credibility and influence of their work?"

Instructions:

- Discuss at least one ethical dilemma (e.g., using hidden cameras, protecting whistleblowers) faced in one of the session's case studies (e.g., Sex-for-Grades, Watergate).
- Use examples from the chosen case to illustrate the dilemma and its resolution.
- Propose practical solutions for maintaining ethical integrity while pursuing impactful stories.

© Copyright 2026 MIVA Open University. All Rights Reserved.

- Reflect on why balancing ethics and impact is essential for the credibility and societal influence of investigative journalism.

Marking Criteria:

- Depth of discussion on the ethical dilemma (10 marks).
- Relevance and use of case study examples (8 marks).
- Practicality of proposed solutions (8 marks).
- Clarity and structure of the reflection (4 marks).

© Copyright 2026 MIVA Open University. All Rights Reserved.

Study Session Nine:

Practical Application of Fact-Gathering

© Copyright 2026 MIVA Open University. All Rights Reserved.

Introduction

In investigative journalism, fact-gathering is the foundation upon which credible and impactful reporting is built. Without accurate facts, a story loses its reliability, and misinformation can spread. In this session, we will explore the practical application of fact-gathering, equipping students with the skills to collect, verify, and organise information effectively.

This session will cover essential fact-gathering techniques, including interviewing sources, using public records, verifying digital evidence, and utilising data journalism. Students will also learn about the ethical considerations involved in fact-gathering, such as protecting sources and avoiding bias.

By the end of this study session, students will have a hands-on understanding of how to conduct research like professional investigative journalists. They will be able to apply these skills to real-world scenarios, ensuring accuracy, credibility, and ethical responsibility in their reporting.

Learning Outcomes for Study Session Nine

When you have studied this session, you should be able to:

9.1. **Elaborate on the importance of accurate fact-gathering**

Learn why gathering facts correctly is essential for investigative journalism and how misinformation can damage credibility.

9.2. **Develop effective research strategies**

© Copyright 2026 MIVA Open University. All Rights Reserved.

Explore various research techniques such as document analysis, interviews, data mining, and field reporting.

9.3. **Master verification techniques**

Learn how to cross-check facts, verify sources, and use fact-checking tools to ensure accuracy in reporting.

9.4. **Apply ethical considerations in fact-gathering**

Understand the ethical responsibilities of journalists, including source protection, privacy concerns, and handling sensitive information.

9.5. **Practise real-world fact-gathering skills**

Engage in practical exercises where students gather, verify, and organise information on a given topic, simulating an actual investigative journalism process.

© Copyright 2026 MIVA Open University. All Rights Reserved.

9.1 Hands-on Practice of Sourcing and Verifying Information

Sourcing and verifying information are the backbone of investigative journalism. A journalist's credibility depends on the ability to collect accurate, well-researched, and verifiable information (Maeda, Suzuki, Asada, Yamamoto, Shimpo, & Kawahira, 2022). In today's digital age, where misinformation spreads rapidly, the importance of fact-checking and verification cannot be overstated.

This session provides a hands-on approach to sourcing and verifying information. Students will explore various sources of information, including official documents, digital databases, interviews, and open-source intelligence. They will also learn verification techniques such as cross-referencing sources, using fact-checking tools, and analysing metadata.

Through practical exercises, students will develop critical skills that will enable them to navigate information ethically and effectively, ensuring their investigative reports are credible, reliable, and impactful.

© Copyright 2026 MIVA Open University. All Rights Reserved.

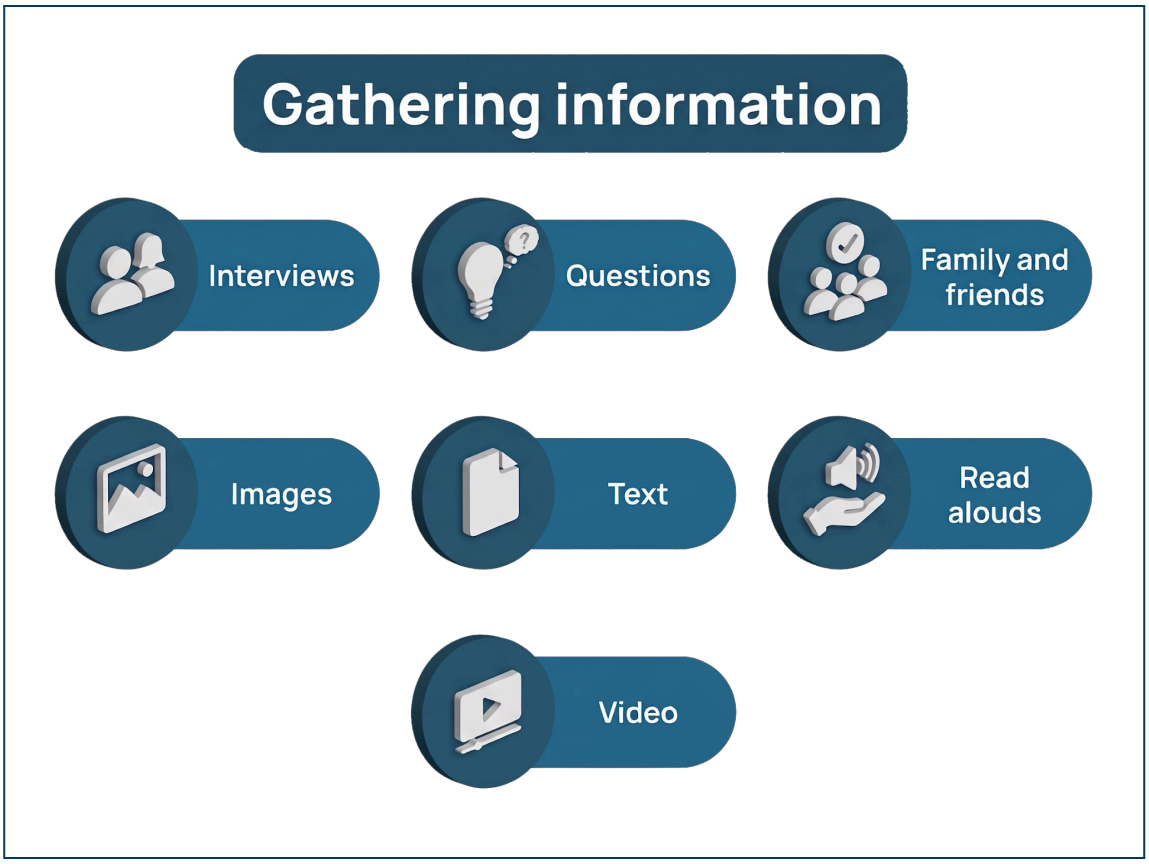

Figure 9.1: Fact Gathering and Verification

9.1.1 Understanding Information Sources

Journalists obtain information from a wide range of sources. However, not all sources are equally reliable. Knowing where to look and how to assess credibility is key to successful investigative reporting.

Types of Information Sources

1. **Primary Sources** – These are first-hand sources that provide direct evidence or raw data. Examples include:

© Copyright 2026 MIVA Open University. All Rights Reserved.

- Government documents (e.g., court records, police reports, company filings).
- Eyewitness testimonies.
- Official statements and press releases.
- Data from reputable research institutions.

2. **Secondary Sources** – These interpret or analyse primary sources. Examples include:
   - News articles from reputable media organisations.
   - Research papers and academic journals.
   - Reports from NGOs and international bodies.
3. **Human Sources** – Interviews with individuals who have first-hand knowledge of an issue. These can include:
   - Whistleblowers.
   - Experts in the field (e.g., lawyers, economists, law enforcement officials).
   - Victims and eyewitnesses.
4. **Digital & Open-Source Intelligence (OSINT)** – Information available online, including:
   - Social media posts and digital footprints.
   - Public databases (e.g., company registries, financial disclosures).
   - Satellite images and geolocation tools.

© Copyright 2026 MIVA Open University. All Rights Reserved.

9.1.2 Assessing Source Credibility

A good journalist never takes information at face value. Here's how to assess a source's credibility:

- **Is the source authoritative?** (Does it come from a reputable institution or expert?)
- **Is it current?** (Is the information recent, or could it be outdated?)
- **Is there bias?** (Does the source have a political, financial, or personal agenda?)
- **Can it be cross-verified?** (Is the same information available from other reliable sources?)

9.2 Techniques for Sourcing Information

9.2.1 Conducting Effective Interviews

Interviews are a crucial part of investigative journalism. Here's how to ensure they are effective:

- **Prepare thoroughly** – Research the person being interviewed and their background.
- **Ask open-ended questions** – This encourages the interviewee to provide detailed responses.
- **Verify claims** – Cross-check the information provided with other sources.
- **Establish trust** – Ensure confidentiality if necessary, especially when dealing with whistleblowers.

© Copyright 2026 MIVA Open University. All Rights Reserved.

Example: In the *Sex-for-Grades* investigation (BBC Africa Eye, 2019), undercover journalists used careful questioning and hidden cameras to expose university lecturers demanding sexual favours from students.

9.2.2 Using Public Records and Data Journalism

Many stories rely on publicly available records. Some useful sources include:

- **Company registries** – Can reveal ownership structures and financial dealings.
- **Court records** – Provide legal history and details of ongoing cases.
- **Government reports** – Contain statistics on issues like corruption and crime.

Data journalism also plays a vital role in investigative reporting. Tools like spreadsheets and data visualisation software help journalists identify patterns in large datasets (Bradshaw, 2017).

Example: The *Panama Papers* investigation (Obermayer & Obermaier, 2016) relied on analysing leaked financial data to uncover offshore accounts used for money laundering.

9.2.3 Verification Techniques: Fact-Checking and Cross-Referencing

Misinformation can easily spread if journalists fail to verify information properly. Here are some essential verification techniques:

© Copyright 2026 MIVA Open University. All Rights Reserved.

© Copyright 2026 MIVA Open University. All Rights Reserved.

1. Cross-Referencing Multiple Sources

A strong investigative story is built on multiple, independent sources. If one source claims something controversial, a journalist should:

- Check if other credible sources report the same thing.
- Find supporting documents or official statements.
- Interview experts to validate the claim.

2. Using Digital Fact-Checking Tools

Several online tools help verify claims:

- **Google Reverse Image Search** – Detects manipulated or misused images.
- **Wayback Machine** – Accesses archived versions of websites to check for deleted content.
- **Poynter's Fact-Checking Network** – Provides global fact-checking services.

Example: During Nigeria's 2019 elections, misinformation spread widely on social media. Fact-checking organisations like Africa Check used digital tools to debunk false claims (Africa Check, 2019).

3. Analysing Metadata and Digital Footprints

Metadata (hidden data attached to files) can reveal:

- When and where a photo was taken.

© Copyright 2026 MIVA Open University. All Rights Reserved.

- Whether a document has been altered.
- The origin of emails or social media posts.

Example: Investigative journalists used metadata to verify the authenticity of leaked emails in the *OPL 245* oil corruption scandal in Nigeria (Premium Times, 2018).

9.2.4 Ethical Considerations in Sourcing and Verifying Information

Ethical journalism is just as important as accuracy. Here are some key considerations:

- **Do no harm** – Avoid exposing sources to danger.
- **Ensure informed consent** – Make sure interviewees understand how their information will be used.
- **Avoid fabricating or distorting facts** – Journalism must always be based on truth.
- **Respect privacy** – Sensitive information should only be published if it serves the public interest.

9.2.5 Practical Exercise: Fact-Checking Challenge

Scenario: Imagine you receive an anonymous tip-off about a government official involved in corruption. Your task is to:

1. Identify three sources to verify the claim.
2. Cross-check the information using online databases.

© Copyright 2026 MIVA Open University. All Rights Reserved.

3. Use a fact-checking tool to confirm any digital evidence.

This exercise will help students apply real-world investigative techniques and understand the challenges of verifying information.

Sourcing and verifying information are fundamental skills in investigative journalism. Journalists must learn to navigate primary and secondary sources, conduct thorough fact-checking, and use digital tools effectively. Ethical considerations must always guide their work to ensure credibility and integrity.

By practising these skills, students will be equipped to conduct investigative research with confidence, ensuring their reporting is accurate, fair, and impactful.

9.3 Reflective Exercises in Investigative Journalism

Reflection is an essential part of investigative journalism. It allows journalists to critically assess their work, consider ethical dilemmas, and improve their investigative techniques. Unlike traditional fact-gathering exercises, reflective exercises focus on self-evaluation, ethical considerations, and lessons learned from real-world reporting.

In this session, students will engage in reflective exercises that challenge their thinking, encourage critical analysis of case studies, and help them develop a deeper understanding of investigative journalism. These exercises will not only enhance their technical skills but also strengthen their ability to approach complex stories with integrity and objectivity.

© Copyright 2026 MIVA Open University. All Rights Reserved.

9.3.1 Importance of Reflective Exercises in Investigative Journalism

Reflective exercises help journalists:

- **Enhance critical thinking** – By questioning their assumptions and evaluating their investigative methods.
- **Identify biases** – Understanding personal or systemic biases that may affect reporting.
- **Improve storytelling** – Learning from past mistakes and successes to craft compelling narratives.
- **Develop ethical awareness** – Balancing the need for public interest reporting with fairness and responsibility.
- **Adapt investigative techniques** – Evaluating which research and verification methods work best in different situations.

Investigative journalists often face moral and professional challenges. Reflecting on these challenges helps them refine their decision-making skills and navigate ethical dilemmas responsibly.

9.3.2 Reflective Exercises for Investigative Journalists

Case Study Analysis

Students will analyse well-known investigative journalism cases, identify key challenges, and reflect on how they would have approached the investigation.

© Copyright 2026 MIVA Open University. All Rights Reserved.

Example: The Watergate Scandal (United States, 1972-1974)

Reflection Questions:

- How did Bob Woodward and Carl Bernstein handle their anonymous sources?
- What lessons can be learned about investigative persistence?
- How would you have approached this case differently?

Example: The Sex-for-Grades Scandal (Nigeria, 2019)

Reflection Questions:

- What ethical dilemmas did BBC Africa Eye reporters face in using hidden cameras?
- What challenges exist in exposing institutional corruption in Nigeria?
- If you were part of the investigative team, what additional steps would you have taken?

These exercises will help students develop an investigative mindset and consider different approaches to uncovering and reporting the truth.

Personal Reflection on Reporting Ethics

Journalists must constantly evaluate their ethical stance in difficult reporting situations. This exercise involves writing a short reflective piece on a personal or hypothetical reporting scenario.

© Copyright 2026 MIVA Open University. All Rights Reserved.

Scenario:

Imagine you are investigating a case of financial fraud involving a high-profile politician. You receive an anonymous document that could expose corruption, but you cannot verify its authenticity.

Reflection Questions:

- What ethical concerns arise in using unverified documents?
- Would you publish the information immediately or conduct further verification?
- How would you ensure your reporting remains fair and responsible?

This exercise encourages students to think critically about real-world dilemmas and develop strategies for ethical journalism.

Peer Review and Feedback

Students will exchange their investigative findings with a peer for constructive feedback. This helps them:

- Understand different investigative approaches.
- Identify strengths and weaknesses in their reporting.
- Improve their research, writing, and storytelling techniques.

Activity:

- Each student will write a brief investigative report (300-500 words) on a chosen topic.

© Copyright 2026 MIVA Open University. All Rights Reserved.

- A peer will review the report and provide feedback on clarity, credibility of sources, and ethical considerations.
- Students will revise their work based on feedback and submit a final reflection on what they learnt from the process.

Ethical Reflection in Investigative Journalism

Investigative journalism often involves navigating moral and ethical dilemmas. This section encourages students to reflect on ethical considerations in their reporting.

Ethical Decision-Making Exercise

Scenario:

A whistleblower provides you with sensitive information about human rights abuses in a detention centre. Publishing the report could help victims but also put the whistleblower's life at risk.

Reflection Questions:

- How do you balance public interest and source protection?
- What ethical guidelines should you follow?
- How would you ensure the whistleblower's safety?

Students will discuss their responses in groups, exploring different perspectives and ethical frameworks used in investigative journalism.

© Copyright 2026 MIVA Open University. All Rights Reserved.

9.4.1 The Role of Emotional Resilience in Investigative Journalism

Investigative journalists often deal with distressing topics such as corruption, crime, and human rights abuses. Reflecting on emotional resilience is crucial for maintaining mental well-being.

Self-Assessment Exercise: Coping with Difficult Stories

Students will answer the following self-reflection questions:

- Have you ever worked on or read about a story that emotionally affected you?
- How do journalists manage stress and trauma while reporting on sensitive topics?
- What steps can journalists take to protect their mental health?

This exercise helps students understand the importance of emotional resilience and seek support when needed.

9.5.1 Interactive Reflection Activities

To deepen engagement, students will participate in interactive reflection activities.

Role-Playing Simulation: Investigative Decision-Making

Students will role-play as investigative journalists, editors, and legal advisors in a newsroom simulation. Each group will:

© Copyright 2026 MIVA Open University. All Rights Reserved.

- Receive a hypothetical investigative case.
- Debate whether to publish based on legal and ethical considerations.
- Present their decision and justify their reasoning.

This simulation provides practical insights into newsroom dynamics and decision-making in investigative journalism.

Timed Reflection Questions

Students will have 5 minutes to write short responses to critical questions:

- What was the most challenging part of today's investigative exercises?
- What is one key lesson you learned?
- How will this session influence your future reporting approach?

Timed reflections encourage spontaneous, honest responses that help students internalise key lessons.

Reflective exercises play a crucial role in investigative journalism by helping journalists critically assess their work, refine their ethical judgement, and develop resilience. By analysing real-world cases, engaging in peer reviews, and navigating ethical dilemmas, students will gain a deeper understanding of what it means to be an investigative journalist.

Through continued reflection and self-assessment, students can strengthen their investigative skills, ensuring they uphold accuracy, fairness, and ethical integrity in their reporting.

© Copyright 2026 MIVA Open University. All Rights Reserved.

Conclusion

Study Session 9 has provided a robust foundation for mastering the art and science of fact-gathering in investigative journalism, emphasising its critical role in ensuring credible, impactful reporting. Through hands-on exploration of sourcing techniques—such as interviews, public records, data journalism, and open-source intelligence—you've developed practical skills to collect reliable information. The session's focus on verification, using tools like cross-referencing, metadata analysis, and digital fact-checking platforms, has equipped you to combat misinformation and uphold accuracy. Ethical considerations, including source protection, informed consent, and privacy, were woven into the learning, ensuring you approach fact-gathering with integrity. Reflective exercises, such as case study analyses, ethical decision-making scenarios, and role-playing simulations, have sharpened your critical thinking and ethical judgement. By engaging in these practical and reflective activities, you are now better prepared to navigate the complexities of investigative journalism, producing well-researched, ethically sound stories that inform the public and hold power to account.

Summary

In this session, we explored the practical application of sourcing and verifying information, a critical skill in investigative journalism. We examined various fact-checking tools, discussed ethical considerations in verifying sources, and engaged in hands-on exercises to enhance investigative accuracy. The session

© Copyright 2026 MIVA Open University. All Rights Reserved.

also incorporated reflective exercises to help students assess their learning, biases, and ethical dilemmas in investigative work.

Key takeaways include:

- The importance of cross-referencing multiple sources for credibility.
- Digital tools and techniques for verifying online content.
- Ethical challenges in fact-checking and reporting.
- The role of self-reflection in improving journalistic integrity and decision-making.
- Practical strategies for evaluating the reliability of information.

By engaging in these activities, students have gained essential skills to navigate the challenges of investigative reporting while upholding journalistic ethics.

Self-Assessment Questions and Answers (SAQs and SAAs)

SAQ1: What is the primary purpose of cross-referencing information and verifying source credibility during fact-gathering?

Answer: Cross-referencing prevents inaccuracies, eliminates single-source bias, and ensures that evidence obtained from interviews or documents is corroborated before publication.

© Copyright 2026 MIVA Open University. All Rights Reserved.

SAQ2: How do data journalism and public records enhance the practical verification of facts?

Answer: Public records and data journalism provide objective, empirical proof that allows reporters to verify claims, spot systemic patterns, and cross-check oral statements against official trails.

SAQ3: Why is emotional resilience critical for investigative journalists during intensive fact-gathering?

Answer: Emotional resilience helps reporters manage stress, threats, burnout, and pushback from hostile subjects while maintaining professional focus during long, complex investigations.

Multiple-Choice Questions and Answers (MCQs and MCAs)

1. When evaluating a new source or document during fact-gathering, what should an investigative reporter do first?

a) Accept the claims if they sound plausible

b) Identify the source's identity, background, and potential biases

c) Publish a breaking story immediately

d) Ignore documentary evidence in favour of oral rumours

Answer: b) Identify the source's identity, background, and potential biases

© Copyright 2026 MIVA Open University. All Rights Reserved.

Explanation: Assessing source credibility requires verifying who provided the information and analysing their potential motives or conflicts of interest before relying on their claims.

2. Which verification technique involves comparing claims made by a source against independent records and third-party testimonies?

a) Sensationalising

b) Cross-referencing

c) Speculative reporting

d) Opinion synthesis

Answer: b) Cross-referencing

Explanation: Cross-referencing tests the reliability of information by systematically comparing statements against corroborating documents, datasets, or additional witnesses.

3. What role does reflective exercise play in the professional development of an investigative journalist?

a) It replaces the need for formal interviewing skills

b) It enables journalists to evaluate their ethical decision-making, bias, and reporting methods critically

c) It ensures immediate commercial success for published stories

© Copyright 2026 MIVA Open University. All Rights Reserved.

d) It eliminates the need for editorial review

Answer: b) It enables journalists to evaluate their ethical decision-making, bias, and reporting methods critically

Explanation: Reflective practice allows reporters to learn from previous field challenges, improve investigative strategies, and refine ethical decision-making.

4. How does data journalism support practical fact-checking during an investigation?

a) By relying on unverified social media polls

b) By analysing structured datasets to expose trends, discrepancies, and empirical evidence

c) By replacing human sources entirely

d) By generating fictional statistics

Answer: b) By analysing structured datasets to expose trends, discrepancies, and empirical evidence

Explanation: Data journalism allows reporters to process large datasets to detect anomalies, verify financial disclosures, and support investigative findings with hard statistics.

© Copyright 2026 MIVA Open University. All Rights Reserved.

5. Which ethical consideration is essential when conducting interviews during practical fact-gathering?

a) Paying interviewees cash for exclusive information

b) Maintaining transparency about reporting terms (e.g., on/off the record) and respecting source safety

c) Misrepresenting the journalist's identity in all non-confidential settings

d) Publishing unverified claims without giving the subject a chance to respond

Answer: b) Maintaining transparency about reporting terms (e.g., on/off the record) and respecting source safety

Explanation: Setting clear ground rules prior to interviews protects both the integrity of the report and the physical or professional security of the source.

Activities

1. Peer-to-Peer Assessment: Evaluating Fact-Checking Approaches

Task:

Students will work in pairs to assess each other's fact-checking process for a selected news article. Each student will evaluate their peer's approach based on:

- **Source evaluation** – Are the sources credible and diverse?
- **Verification tools** – Did the student use appropriate tools for fact-checking?
- **Ethical considerations** – Was the information handled responsibly?

© Copyright 2026 MIVA Open University. All Rights Reserved.

Rubric for Assessment:

- **Excellent (5 points):** Thorough fact-checking, reliable sources, and ethical integrity demonstrated.
- **Good (4 points):** Strong effort with some minor gaps in verification.
- **Satisfactory (3 points):** Some sources checked, but verification was incomplete.
- **Needs Improvement (2 points or less):** Minimal fact-checking, weak source evaluation.

2. Polls and Surveys: Media Trust and Misinformation

A live poll will be conducted where students answer the following questions:

- **How often do you verify news before sharing it?**
  - Always
  - Sometimes
  - Rarely
  - Never
- **Which source do you trust the most for news?**
  - Traditional newspapers
  - Social media
  - Independent investigative platforms
  - Government websites

After the poll, students will discuss the results and debate the factors that influence media trust and misinformation.

© Copyright 2026 MIVA Open University. All Rights Reserved.

3. Simulations: Real-Time Fact-Checking Challenge

Scenario:

Students will be given three different news articles—one true, one misleading, and one entirely false. Using fact-checking tools and research techniques, they will:

1. **Determine which article is false and provide evidence.**
2. **Use verification tools (Google Reverse Image Search, Snopes, etc.) to analyse the sources.**
3. **Write a short summary of their findings.**

This exercise will develop practical skills in digital verification and information evaluation.

4. Projects: Investigative Fact-Checking Report

Task:

Each student will choose a widely circulated news story or claim and conduct an investigative fact-checking report. The project must include:

- A detailed analysis of the claim.
- Evidence supporting or debunking the claim.
- An explanation of the verification tools used.
- Ethical considerations in verifying and reporting the information.

© Copyright 2026 MIVA Open University. All Rights Reserved.

Presentation:

Students will present their findings in class, followed by a discussion on the importance of media literacy.

5. Timed Reflection Questions

Students will have **five minutes** to respond to the following:

1. What was the biggest challenge in verifying information today?
2. How will these fact-checking skills help in your future investigations?
3. What ethical considerations stood out to you during this session?

After writing, students will share their reflections in small groups.

6. Critical Thinking Discussion Prompt

Scenario:

A journalist receives a leaked document that exposes corporate fraud. However, the authenticity of the document is uncertain, and the source refuses to reveal their identity.

Discussion Questions:

- What steps should the journalist take before publishing the story?
- How can they verify the document without compromising the source's anonymity?
- What are the ethical risks of publishing unverified information?

© Copyright 2026 MIVA Open University. All Rights Reserved.

Students will debate their responses, considering real-world examples of investigative journalism.

This session has provided hands-on experience in fact-gathering, verification, and ethical decision-making in journalism. Through practical exercises, peer assessments, and critical reflections, students have developed essential skills to analyse and verify information responsibly.

By mastering these techniques, students will be better prepared to combat misinformation, enhance media credibility, and conduct impactful investigative journalism.

Tutor-Marked Assessments (TMAs)

The following assessments are designed to test your understanding of fact-gathering techniques and reflective practices in investigative journalism, engaging you with the content through analytical, practical, and reflective exercises. Complete each task to demonstrate your mastery of the concepts covered in Study Session 9.

TMA 1: Fact-Gathering Analysis (30 marks)

Objective: Analyse the application of fact-gathering and verification techniques in a real-world investigative journalism scenario.

Task: Choose one of the following investigative journalism cases referenced in the session:

© Copyright 2026 MIVA Open University. All Rights Reserved.

1. The Panama Papers (Global, 2016).
2. The Sex-for-Grades scandal (Nigeria, 2019).
3. The OPL 245 corruption scandal (Nigeria, 2012-Present).

Instructions:

- Write a 400-500 word analysis that:
    - Briefly describes the case and the role of fact-gathering in its success.
    - Identifies at least two fact-gathering techniques (e.g., data analysis, interviews, metadata verification) used in the investigation, with specific examples from the case.
    - Discusses one ethical consideration (e.g., source protection, privacy) faced by the journalists and how they addressed it during fact-gathering.
    - Reflects on how these techniques and ethical practices contributed to the credibility of the investigation.

Marking Criteria:

- Accuracy and relevance of the case description (6 marks).
- Identification and explanation of fact-gathering techniques with examples (10 marks).
- Analysis of the ethical consideration and response (8 marks).
- Depth of reflection on credibility (6 marks).

TMA 2: Fact-Gathering Investigation Plan (40 marks)

© Copyright 2026 MIVA Open University. All Rights Reserved.

Objective: Develop a practical plan for a fact-gathering investigation, incorporating session techniques and ethical considerations.

Task: Propose an investigative story on one of the following topics in a Nigerian context:

1. Alleged financial mismanagement in a local government project.
2. Environmental violations by a mining company.
3. Human trafficking in a specific region.

Instructions:

- Create a detailed plan (500-600 words) that includes:
    - A brief overview of the topic and its public interest significance.
    - A step-by-step outline of the fact-gathering process, incorporating at least three techniques (e.g., interviewing whistleblowers, analysing public records, using OSINT) and one verification method (e.g., cross-referencing, digital tools).
    - Strategies to address one ethical challenge (e.g., protecting sources, avoiding bias) and one practical challenge (e.g., accessing restricted documents, verifying digital evidence).
    - A description of how you would organise and present the verified facts to ensure clarity and impact (e.g., using data visualisations, narrative storytelling).
- Use bullet points or numbered lists for clarity where appropriate.

Marking Criteria:

© Copyright 2026 MIVA Open University. All Rights Reserved.

- Relevance and public significance of the topic (8 marks).
- Application of fact-gathering and verification techniques (12 marks).
- Practicality of strategies for ethical and practical challenges (10 marks).
- Clarity and creativity in organising and presenting facts (10 marks).

TMA 3: Reflective Ethical Essay (30 marks)

Objective: Reflect on the ethical and practical dimensions of fact-gathering in investigative journalism.

Task: Write a reflective essay (400-500 words) addressing the following question: "How can investigative journalists ensure ethical fact-gathering while overcoming practical challenges in sourcing and verifying information, and why is this balance essential for credible reporting?"

Instructions:

- Discuss at least one ethical challenge (e.g., handling sensitive whistleblower information) and one practical challenge (e.g., verifying unconfirmed digital evidence) in fact-gathering.
- Use examples from the session (e.g., Panama Papers, Sex-for-Grades) to illustrate these challenges.
- Propose practical solutions for maintaining ethical integrity and overcoming the practical challenge.
- Reflect on why balancing ethics and practicality is critical for maintaining credibility and trust in investigative journalism.

Marking Criteria:

© Copyright 2026 MIVA Open University. All Rights Reserved.

- Depth of discussion on ethical and practical challenges (10 marks).
- Relevance and use of session examples (8 marks).
- Practicality of proposed solutions (8 marks).
- Clarity and structure of the reflection (4 marks).

© Copyright 2026 MIVA Open University. All Rights Reserved.

Study Session Ten:

Ethical and Legal Considerations

© Copyright 2026 MIVA Open University. All Rights Reserved.

Introduction

Investigative journalism plays a critical role in holding power accountable and exposing wrongdoing. However, journalists must navigate complex ethical and legal challenges in their pursuit of the truth. Without a strong ethical foundation, journalism risks becoming sensationalist, biased, or even harmful. Likewise, failing to understand the legal boundaries of reporting can result in lawsuits, imprisonment, or other serious consequences.

In this session, we will explore the key ethical principles that guide investigative journalism, such as truthfulness, fairness, accuracy, and the responsibility to minimise harm. We will also examine the legal frameworks that govern journalism, including defamation laws, privacy rights, whistleblower protection, and press freedom.

Through real-world case studies and practical exercises, students will learn how to balance investigative rigour with ethical integrity and legal compliance. This session will provide a roadmap for journalists to navigate ethical dilemmas, protect sources, and report responsibly while staying within the confines of the law.

Learning Outcomes for Study Session Ten

When you have studied this session, you should be able to:

10.1. Elaborate on the Ethical Foundations of Investigative Journalism

© Copyright 2026 MIVA Open University. All Rights Reserved.

Recognise the key ethical principles that journalists must uphold, such as accuracy, fairness, and objectivity.

Discuss ethical dilemmas in investigative journalism and explore potential solutions.

10.2. **Analyse Legal Considerations in Investigative Reporting**

Gain knowledge of defamation laws, privacy rights, and press freedom regulations.

Understand the legal protections available for journalists and whistleblowers.

10.3. **Evaluate the Impact of Ethical and Legal Violations**

Examine real-life case studies where ethical breaches or legal missteps led to serious consequences.

Discuss the risks of misinformation, biased reporting, and unethical sourcing.

10.4. **Develop Ethical Decision-Making Skills**

Apply ethical frameworks to real-world scenarios and make informed decisions.

Learn how to assess the potential harm and public interest before publishing investigative reports.

10.5. **Navigate Confidentiality and Source Protection**

Understand the importance of protecting confidential sources and whistleblowers.

Learn strategies for securing sensitive information while ensuring credibility.

© Copyright 2026 MIVA Open University. All Rights Reserved.

10.1 Ethical Principles and Legal Boundaries in Investigative Journalism

Investigative journalism plays a powerful role in exposing corruption, injustice, and wrongdoing. However, this type of reporting must be carried out responsibly, with a strong commitment to ethical standards and legal compliance. Without these safeguards, journalism risks causing harm, spreading misinformation, or facing legal consequences.

In this session, we will explore the ethical principles that guide investigative journalists, such as accuracy, fairness, accountability, and minimising harm. We will also examine the legal boundaries journalists must navigate, including defamation laws, privacy rights, whistleblower protection, and freedom of the press. Through real-world case studies—including Nigerian and international examples—we will see the impact of ethical and legal considerations on investigative journalism.

By the end of this session, students will be able to identify and apply ethical principles, recognise legal risks, and make informed decisions when conducting investigative reporting.

10.1.1 Ethical Principles in Investigative Journalism

Ethical journalism is the backbone of credible and responsible reporting. Investigative journalists, in particular, have a duty to ensure that their work adheres to the highest ethical standards. This not only protects their integrity

© Copyright 2026 MIVA Open University. All Rights Reserved.

but also ensures that the stories they uncover serve the public interest without causing unnecessary harm.

Below are key ethical principles that every investigative journalist should follow (Paik, 2023).

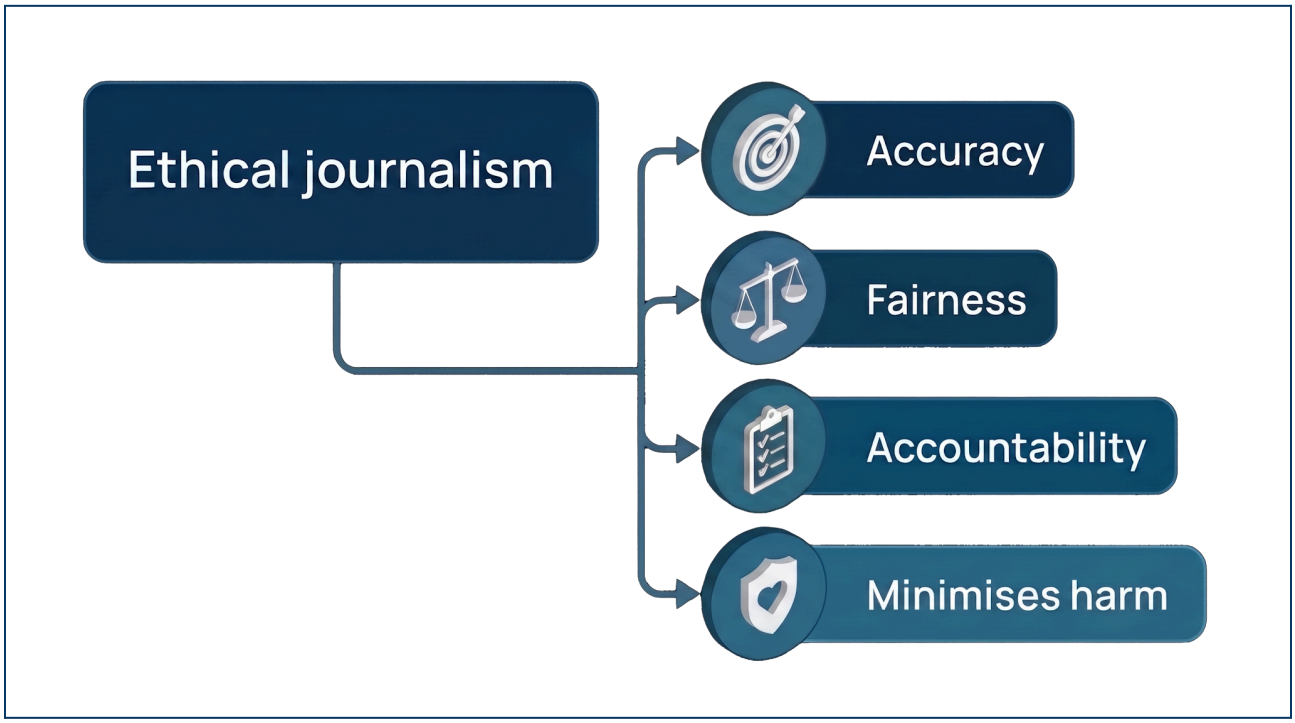

Figure 10.1: Ethical Journalism

Accuracy and Truthfulness

Accuracy is the foundation of good journalism. Investigative journalists must ensure that every piece of information they report is factual, well-researched, and verified through multiple sources. Failing to do so can lead to misinformation, damage reputations, and undermine public trust in journalism (Ward, 2015).

© Copyright 2026 MIVA Open University. All Rights Reserved.

How to Ensure Accuracy

- **Verify Facts from Multiple Sources:** Journalists should never rely on a single source, especially for controversial or sensitive information. Cross-checking details helps prevent errors.
- **Use Primary Evidence Whenever Possible:** Official records, court documents, financial statements, and firsthand interviews are stronger sources than second-hand reports.
- **Avoid Misleading Headlines or Sensationalism:** Reporting should reflect facts without exaggeration or bias.

Example:

The BBC Africa Eye's *Sex-for-Grades* investigation (2019) is a great example of journalistic accuracy. The team used hidden cameras to capture direct evidence of lecturers in Nigeria and Ghana demanding sexual favours from students in exchange for grades. The footage was supported by additional testimonies and official statements, ensuring a well-corroborated and accurate report.

Fairness and Objectivity

Fairness and objectivity require journalists to present all sides of a story. Investigative journalism often exposes wrongdoing, but it must do so without bias or preconceptions. A journalist's role is to provide evidence and let the facts speak for themselves.

© Copyright 2026 MIVA Open University. All Rights Reserved.

How to Ensure Fairness

- **Give the Accused a Chance to Respond:** Before publishing a report that alleges wrongdoing, journalists must offer the accused party the opportunity to provide their side of the story.
- **Avoid Assumptions and Personal Opinions:** The focus should be on presenting verified facts, not personal interpretations.
- **Provide Context:** Stories should include background information to help the audience understand the issue fully.

Example:

In corruption investigations, ethical journalists reach out to accused officials for their statements before publishing allegations. This practice prevents one-sided reporting and ensures credibility.

Accountability and Corrections

Journalists must take responsibility for their work. If a mistake is made, issuing a correction promptly is essential to maintain credibility. Hiding errors or refusing to acknowledge them damages public trust (Kovach & Rosenstiel, 2014).

How to Maintain Accountability

- **Be Transparent About Mistakes:** If an error is discovered, a public correction should be made immediately.

© Copyright 2026 MIVA Open University. All Rights Reserved.

- **Ensure Sources Are Credible:** Avoid using sources with unverifiable claims or clear conflicts of interest.
- **Use By-Lines and Author Identifications:** Journalists should take ownership of their work rather than hiding behind anonymous reporting.

Example:

The *New York Times* and *The Washington Post* regularly issue corrections for factual errors in their reports, reinforcing their commitment to truthfulness.

Confidentiality and Protection of Sources

Many investigative stories depend on whistleblowers and confidential sources who risk their safety to reveal the truth. Protecting these sources is a journalist's ethical responsibility (Reporters Without Borders, 2020).

How to Protect Sources

- **Use Secure Communication Methods:** Encrypted messaging apps like Signal can protect conversations with whistleblowers.
- **Anonymize Sources When Necessary:** If revealing a source's identity could put them at risk, journalists should keep their names out of reports.
- **Store Sensitive Data Securely:** Notes, recordings, and documents should be protected from potential leaks or hacks.

© Copyright 2026 MIVA Open University. All Rights Reserved.

Example:

One of the most famous cases of source protection is the Watergate Scandal. *The Washington Post* reporters Bob Woodward and Carl Bernstein relied on an anonymous informant known as "Deep Throat" to expose corruption in the Nixon administration. His identity remained a secret for over 30 years, ensuring his safety while allowing the investigation to continue without political interference.

Avoiding Harm

While investigative journalism serves the public interest, journalists must be mindful of the unintended consequences of their reporting. Careless reporting can harm innocent people, incite violence, or traumatise victims.

How to Minimise Harm

- **Protect the Identities of Vulnerable Individuals:** Victims of sexual abuse, minors, and whistleblowers should not be exposed unnecessarily.
- **Avoid Sensationalising Tragic Events:** While covering human suffering, journalists should focus on facts rather than using emotionally charged language or imagery.
- **Consider the Long-Term Impact:** Before publishing a story, journalists should assess whether it could endanger someone's life or livelihood.

© Copyright 2026 MIVA Open University. All Rights Reserved.

Example:

In war reporting, ethical journalists avoid publishing graphic images that might traumatise victims' families. Similarly, in sexual assault cases, survivors' identities are often withheld to protect their privacy.

Investigative journalism plays a critical role in holding power accountable and informing the public. However, without strong ethical guidelines, it risks becoming reckless, biased, or even harmful. By following principles of accuracy, fairness, accountability, confidentiality, and minimising harm, journalists can produce responsible and impactful reports that serve the public good.

10.1.2 Legal Boundaries in Investigative Journalism

Investigative journalism plays a crucial role in exposing corruption, abuse of power, and human rights violations. However, it must operate within legal frameworks to avoid lawsuits, government crackdowns, or ethical breaches. Journalists who fail to understand legal boundaries risk defamation cases, censorship, or even imprisonment.

This section outlines key legal considerations for investigative journalism (Adams, & Amarachi, 2024), along with real-world examples, including cases from Nigeria.

© Copyright 2026 MIVA Open University. All Rights Reserved.

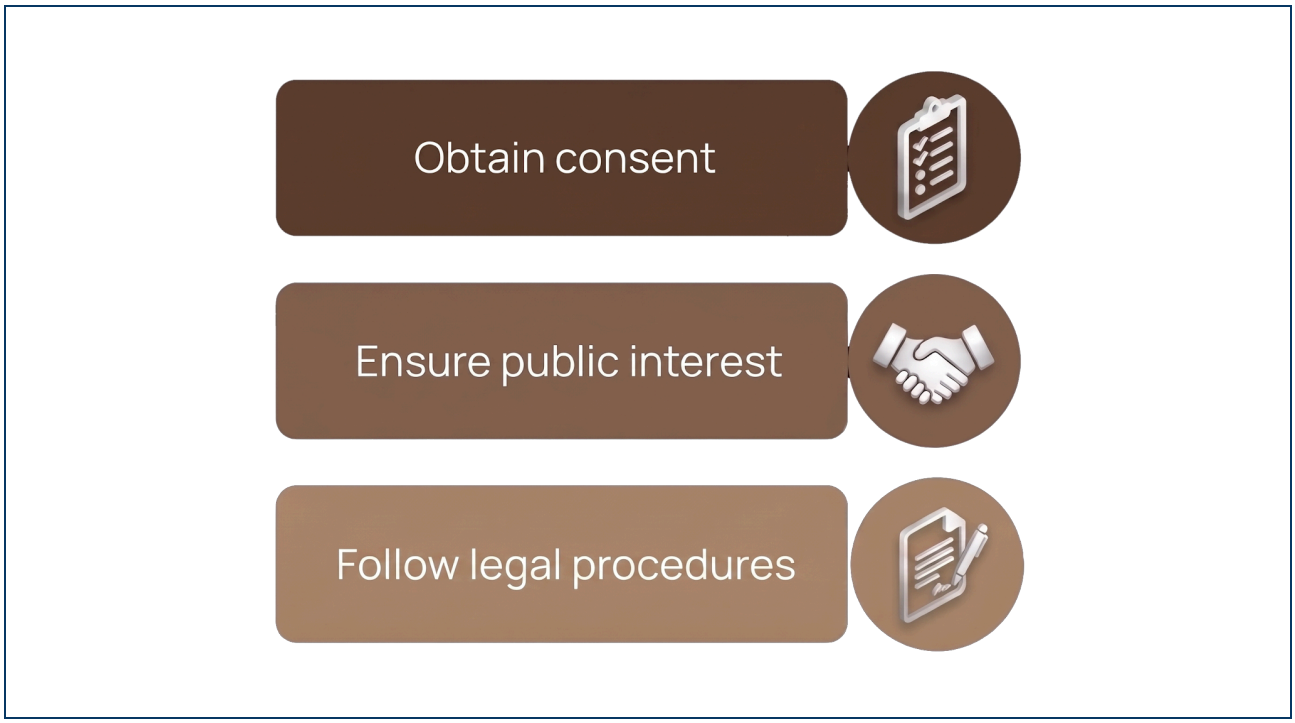

Figure 10.2: Legal Boundaries

Defamation Laws

Defamation refers to publishing false information that damages an individual's or organisation's reputation. If a journalist makes unverified accusations or spreads misinformation, they can face legal consequences. Defamation laws typically cover two forms:

- **Libel:** Written or published false statements.
- **Slander:** Spoken false statements.

Legal Implications

To prove defamation, the claimant must show that:

© Copyright 2026 MIVA Open University. All Rights Reserved.

1. The statement was false.
2. It was published to a third party.
3. It caused harm to their reputation.
4. The journalist acted negligently or with malicious intent.

Example: Defamation Cases in Nigeria

In Nigeria, defamation laws have sometimes been used to silence journalists. For instance, in 2020, Nigerian journalist Agba Jalingo was arrested for publishing corruption allegations against a government official. Although his report was intended to serve the public interest, authorities claimed it was defamatory (Amnesty International, 2020).

How to Avoid Defamation Lawsuits

- Always fact-check claims and verify with multiple credible sources.
- Ensure accusations are backed by strong evidence.
- Avoid exaggeration or sensationalist language.
- Offer accused parties a chance to respond before publishing allegations.

Privacy Laws

While investigative journalists aim to expose wrongdoing, they must also respect individuals' right to privacy. Unauthorised use of private documents, leaked messages, or hidden cameras can lead to legal battles.

© Copyright 2026 MIVA Open University. All Rights Reserved.

Privacy vs. Public Interest

A journalist must balance privacy rights with public interest. If a report exposes corruption, abuse of power, or crimes affecting society, the public interest may justify the use of certain investigative methods. However, revealing private information about someone's personal life without clear public interest is unethical and potentially illegal.

Example: Privacy Breaches in Journalism

In Nigeria, celebrities and politicians have sued journalists for invading their privacy. For example, in 2016, Nigerian blogger Linda Ikeji was threatened with legal action after publishing personal details of a public figure without consent.

How to Avoid Privacy Violations

- Obtain consent when using private documents, messages, or images.
- Avoid exposing personal details unless it is in the public interest.
- Follow legal procedures for accessing confidential records.

Whistleblower Protection

Whistleblowers—individuals who expose corruption or unethical practices within organisations—are vital to investigative journalism. However, they often face threats, job loss, or even physical harm. Many countries have laws to protect whistleblowers from retaliation.

© Copyright 2026 MIVA Open University. All Rights Reserved.

Legal Protection in Nigeria

Nigeria's **Freedom of Information Act (2011)** allows citizens to access government records, making it easier for journalists to investigate corruption. Additionally, the **Whistleblower Protection Policy** (2016) encourages individuals to report financial crimes by offering them anonymity and rewards for valid tips.

Example: Whistleblowers and Investigative Journalism

In 2019, Nigerian journalist Fisayo Soyombo went undercover to expose corruption within the police and prison systems. His reports relied on whistleblowers who provided insider information, highlighting the importance of legal protections for sources (Soyombo, 2019).

How to Protect Whistleblowers

- Use secure communication channels (e.g., encrypted messaging apps).
- Keep the source's identity confidential unless they agree to be named.
- Educate whistleblowers on their legal rights.

Freedom of the Press and Censorship

Press freedom allows journalists to report on public interest issues without fear of government suppression. However, in many countries, including Nigeria, journalists face restrictions, arrests, and harassment for exposing sensitive issues.

© Copyright 2026 MIVA Open University. All Rights Reserved.

Challenges in Press Freedom

- **Censorship:** Governments may block certain publications or shut down media houses.
- **Harassment and Arrests:** Journalists who expose corruption or political scandals may face intimidation or imprisonment.
- **Internet Restrictions:** Authorities may ban online content or restrict access to news websites.

Example: Press Freedom Challenges in Nigeria

In 2021, investigative journalist Samuel Ogundipe was arrested for refusing to reveal his sources in a corruption case. His detention sparked debates about press freedom and journalists' rights (Committee to Protect Journalists, 2021).

How Journalists Can Defend Press Freedom

- Understand national and international media laws.
- Work with legal organisations that support press freedom.
- Use international platforms to amplify press suppression cases.

Ethical Use of Hidden Cameras and Undercover Reporting

Undercover journalism is a powerful investigative tool, but it comes with legal and ethical risks (Murphy, & Murphy, 2021). Some countries prohibit secret recordings without consent, while others allow it if it serves the public interest.

© Copyright 2026 MIVA Open University. All Rights Reserved.

Legal Considerations

- In some jurisdictions, recording private conversations without consent is illegal.
- Journalists must ensure their methods do not violate privacy laws.
- Hidden camera footage must be used responsibly and should not be manipulated.

Example: BBC Africa Eye's "Sex-for-Grades" Documentary

The *Sex-for-Grades* investigation (2019) used hidden cameras to expose university lecturers in Nigeria and Ghana demanding sexual favours from students. While the footage was ethically justifiable due to the public interest, the journalists had to follow legal guidelines to avoid defamation and privacy violations (BBC Africa Eye, 2019).

How to Conduct Ethical Undercover Journalism

- Clearly define the public interest before using hidden cameras.
- Seek legal advice before conducting undercover operations.
- Avoid entrapment (i.e., creating situations that force subjects into wrongdoing).

Investigative journalism is a powerful tool for uncovering the truth, but it must operate within legal boundaries. Understanding defamation laws, privacy rights, whistleblower protections, press freedom, and the ethical use of undercover methods ensures that journalists can conduct investigations responsibly.

© Copyright 2026 MIVA Open University. All Rights Reserved.

10.1.3 Real-World Case Studies on Ethics and Legal Boundaries in Investigative Journalism

Investigative journalism has played a crucial role in exposing corruption, abuse of power, and social injustices worldwide. However, every investigation must balance ethical principles with legal boundaries to avoid defamation, privacy breaches, or government crackdowns. This section explores two significant case studies, the Watergate Scandal in the United States and the OPL 245 Corruption Scandal in Nigeria, to illustrate the ethical and legal challenges journalists face.

Case Study 1: Watergate Scandal (United States, 1972-1974)

The Watergate scandal remains one of the most famous examples of investigative journalism uncovering political corruption. It involved two Washington Post journalists, Bob Woodward and Carl Bernstein, who exposed illegal activities by the administration of then-U.S. President Richard Nixon. Their reporting led to Nixon's resignation and set a global standard for investigative journalism.

Key Ethical and Legal Considerations in the Watergate Scandal

1. **Protecting Confidential Sources**
    - The journalists relied on an anonymous source, "Deep Throat" (later revealed as FBI official Mark Felt), who provided inside information about the scandal.
    - They had to ensure his safety while also verifying every claim he made.

© Copyright 2026 MIVA Open University. All Rights Reserved.

2. **Verification and Accuracy**
    - Before publishing any claims, Woodward and Bernstein cross-checked information with multiple sources and official documents.
    - This prevented defamation lawsuits and strengthened their credibility.
3. **Legal Risks and Government Retaliation**
    - The Nixon administration attempted to silence the media, leading to intense legal battles over press freedom.
    - However, the First Amendment of the U.S. Constitution protected the journalists' right to publish the truth.

Lesson from the Watergate Scandal

✔ Confidential sources are critical in exposing corruption, but journalists must protect their identities and verify all information before publishing to avoid legal risks (Bernstein & Woodward, 1974).

Case Study 2: OPL 245 Corruption Scandal (Nigeria, 2012-Present)

The OPL 245 case is one of the biggest corruption scandals in Nigeria's history, involving an alleged $1.3 billion fraudulent oil deal between the Nigerian government, Shell, and Eni, two multinational oil companies. Investigative journalists from Premium Times, Sahara Reporters, and other global media played a key role in exposing the corruption.

Key Ethical and Legal Considerations in the OPL 245 Scandal

© Copyright 2026 MIVA Open University. All Rights Reserved.

1. **Exposing Corruption with Evidence**
    - Journalists uncovered documents showing that Nigerian officials allegedly accepted bribes to approve an illegal oil deal.
    - International investigations supported their findings, proving the importance of cross-border journalism.
2. **Legal Challenges and Government Pushback**
    - Despite strong evidence, the case has faced multiple delays in courts due to political interference.
    - Some journalists covering the case have faced threats and intimidation from powerful figures.
3. **Defamation and Legal Risks**
    - Investigative reports had to be carefully worded to avoid defamation lawsuits.
    - Journalists had to rely on official documents, leaked memos, and whistleblowers for credible evidence.

Lesson from the OPL 245 Scandal

✔ Legal challenges can obstruct investigative journalism, but journalists must be persistent, collaborate across borders, and ensure their reports are evidence-based to withstand legal scrutiny (Premium Times, 2018).

Ethical and Legal Lessons from Both Cases

Both case studies highlight the importance of ethical and legal awareness in investigative journalism.

© Copyright 2026 MIVA Open University. All Rights Reserved.

Key Lesson	Watergate Scandal	OPL 245 Scandal
Protecting Sources	Used an anonymous FBI source (Deep Throat).	Relied on whistleblowers and leaked documents.
Verification and Accuracy	Cross-checked with multiple sources.	Used official records and international reports.
Legal Risks	Faced government retaliation but had press protections.	Journalists faced threats, lawsuits, and delays.
Public Impact	Led to Nixon's resignation and reforms.	Ongoing trials, but justice remains delayed.

By learning from these cases, journalists can better navigate ethical dilemmas and legal threats in their investigative work.

In-Text Questions and Answers (ITQs and ITAs)

ITQ 1: Why is accuracy a fundamental ethical principle in investigative journalism?

A: Accuracy ensures credibility and prevents misinformation. Journalists must verify facts using multiple sources before publishing, as incorrect reporting can damage reputations and lead to legal action (Ward, 2015).

ITQ 2: How can journalists protect whistleblowers who expose corruption?

A: Journalists can protect whistleblowers by **keeping their identities confidential**, using **secure communication channels**, and following **whistleblower protection laws** to prevent retaliation (Reporters Without Borders, 2020).

© Copyright 2026 MIVA Open University. All Rights Reserved.

Conclusion

Study Session 10 has provided a comprehensive exploration of the ethical and legal frameworks that underpin responsible investigative journalism, equipping you with the tools to navigate complex challenges while maintaining integrity and credibility. By delving into core ethical principles—accuracy, fairness, accountability, confidentiality, and minimising harm—you've learned how to uphold journalistic standards in pursuit of truth. The session's examination of legal boundaries, including defamation, privacy, whistleblower protection, press freedom, and the ethical use of undercover methods, has highlighted the risks journalists face and strategies to mitigate them. Real-world case studies, such as the Watergate scandal and Nigeria's OPL 245 corruption scandal, illustrated how journalists balance rigorous investigation with ethical and legal compliance, achieving impactful outcomes despite threats and pushback. Through these lessons, you are now better prepared to make informed decisions, protect sources, and produce investigative reports that serve the public interest while adhering to ethical and legal standards, ensuring your work is both credible and defensible.

Summary

Investigative journalism plays a crucial role in exposing corruption, holding powerful figures accountable, and uncovering societal injustices. However, journalists must balance ethical integrity and legal compliance to ensure credibility and avoid legal consequences.

In this study session, we explored:

© Copyright 2026 MIVA Open University. All Rights Reserved.

- Ethical Principles in Investigative Journalism, including accuracy, fairness, accountability, confidentiality, and minimising harm.
- Legal Boundaries in Investigative Journalism, covering defamation laws, privacy rights, whistleblower protection, freedom of the press, and the ethical use of undercover reporting.
- Real-World Case Studies, such as the Watergate Scandal and Nigeria's OPL 245 Corruption Case, illustrating how journalists navigate ethical and legal challenges.

By understanding these principles and legal considerations, journalists can conduct responsible and impactful investigative reporting while avoiding legal pitfalls.

Self-Assessment Questions and Answers (SAQs and SAAs)

SAQ1: What is the relationship between ethical principles and legal boundaries in investigative journalism?

Answer: Ethical principles provide moral guidelines (such as truthfulness, fairness, and minimising harm) that govern professional conduct, while legal boundaries (such as defamation, privacy laws, and contempt of court) define statutory limits that journalists must respect to avoid civil or criminal liability.

SAQ2: What constitutes defamation, and how can investigative journalists protect themselves against libel charges?

© Copyright 2026 MIVA Open University. All Rights Reserved.

Answer: Defamation is the publication of false statements that damage an individual's or organisation's reputation. Journalists protect themselves by ensuring all factual claims are backed by verified, objective evidence, maintaining neutrality, and granting the subject a fair right of reply prior to publication.

SAQ3: How do privacy laws limit fact-gathering techniques during an investigation?

Answer: Privacy laws restrict journalists from using illegal wiretapping, trespass, or unauthorised intrusion into private spaces unless there is an overriding public interest that justifies the intrusion and cannot be proven by other means.

© Copyright 2026 MIVA Open University. All Rights Reserved.

Multiple-Choice Questions and Answers (MCQs and MCAs)

1. Which legal vulnerability arises when an investigative report publishes false, unverified information that damages a person's public reputation?

a) Breach of copyright

b) Defamation (Libel)

c) Contempt of court

d) Sedition

Answer: b) Defamation (Libel)

Explanation: Defamation in written form (libel) occurs when untrue statements are published that lower a person's standing in the eyes of the public or harm their professional reputation.

2. Under ethical reporting guidelines, what must a journalist grant a suspect or organisation before publishing damaging allegations against them?

a) Financial compensation for damages

b) A fair and reasonable right of reply

c) Final editorial veto over the published text

d) Absolute immunity from judicial prosecution

Answer: b) A fair and reasonable right of reply

© Copyright 2026 MIVA Open University. All Rights Reserved.

Explanation: Fairness requires giving subjects of investigation a clear, timely opportunity to respond to specific allegations before the report is released to the public.

3. When is intrusive undercover reporting or covert recording ethically defensible in investigative journalism?

a) Whenever it speeds up daily reporting deadlines

b) Only when investigating vital public interest issues where evidence cannot be obtained by open methods

c) To boost commercial readership and social media engagement

d) Whenever a source requests to remain anonymous

Answer: b) Only when investigating vital public interest issues where evidence cannot be obtained by open methods

Explanation: Deceptive or undercover techniques are considered a last resort and must be strictly justified by a compelling public interest that cannot be exposed through standard gathering methods.

4. What legal consequence can occur if a reporter publishes confidential court details that disrupt an active trial or disobey a judicial ban?

a) Plagiarism charges

b) Contempt of court

© Copyright 2026 MIVA Open University. All Rights Reserved.

c) Statutory copyright infringement

d) Breach of commercial contract

Answer: b) Contempt of court

Explanation: Disobeying judicial orders, interfering with active court proceedings, or prejudicing a ongoing trial constitutes contempt of court, which carries legal penalties.

5. How does the ethical obligation to "minimise harm" apply when reporting on sensitive or vulnerable groups?

a) By omitting all facts that criticise public institutions

b) By protecting victim identities, respecting trauma, and avoiding unnecessary exposure of personal private details

c) By paying vulnerable victims cash in exchange for exclusive interviews

d) By publishing confidential source names to guarantee story transparency

Answer: b) By protecting victim identities, respecting trauma, and avoiding unnecessary exposure of personal private details

Explanation: Minimising harm requires journalists to weigh the public's right to know against potential harm to vulnerable individuals, victims, or minors.

Activities

1. Peer-to-Peer Assessment

© Copyright 2026 MIVA Open University. All Rights Reserved.

Task: In small groups, each student should present a short case study of an investigative journalism report from their country. Peers will evaluate:

✔ The ethical principles applied

✔ The legal challenges faced

✔ The impact of the investigation

Assessment Rubric:

Criteria	Excellent (5)	Good (4)	Satisfactory (3)	Needs Improvement (2)	Poor (1)
Ethical Analysis	Clearly identifies ethical principles	Identifies some ethical issues	Basic ethical discussion	Weak ethical understanding	No ethical discussion
Legal Considerations	Fully explains legal risks and protections	Discusses some legal issues	Mentions legal aspects but lacks depth	Weak legal discussion	No legal discussion
Case Study Impact	Clearly explains outcomes	Discusses impact	Basic impact analysis	Weak discussion	No discussion

© Copyright 2026 MIVA Open University. All Rights Reserved.

	and reforms				

2. Polls and Surveys

Poll Question: Should undercover reporting always require prior approval from authorities, or should journalists have the freedom to decide?

✔ **Option A:** Always require approval

✔ **Option B:** Journalists should have full discretion

✔ **Option C:** Case-by-case basis

Survey Follow-up: Students discuss the ethical and legal dilemmas of using hidden cameras and undercover reporting in exposing corruption.

3. Simulations

Scenario: Imagine you are an investigative journalist in Nigeria, working on a story about **government corruption in public contracts**. You have received a confidential leak but are unsure whether to publish it without official verification.

Your Task:

✔ Identify ethical considerations (e.g., accuracy, confidentiality, potential harm).

✔ Identify legal risks (e.g., defamation, censorship, whistleblower protection).

✔ Decide whether to publish, hold, or investigate further.

4. Projects

Task: Write a **short investigative report (1000-1500 words)** on a local issue related to governance, corruption, or human rights. Apply the ethical and legal principles covered in this session.

© Copyright 2026 MIVA Open University. All Rights Reserved.

✔ Cite sources

✔ Ensure fairness and accuracy

✔ Highlight legal challenges

5. Timed Reflection Questions

Prompt:

"In 10 minutes, reflect on a situation where press freedom was restricted in Nigeria or another country. How should investigative journalists respond ethically and legally?"

6. Critical Thinking Discussion Prompts

✔ Should investigative journalists have absolute freedom, or should there be limits to protect national security and privacy?

✔ If a whistleblower provides information but later changes their mind, should journalists still publish the story?

✔ What strategies can journalists use to report on corruption in authoritarian regimes while ensuring their safety?

Understanding ethical and legal boundaries is crucial for investigative journalists to maintain credibility, avoid legal pitfalls, and create meaningful impact. By mastering accuracy, confidentiality, press freedom laws, and defamation risks, journalists can navigate the challenges of investigative reporting responsibly.

Tutor-Marked Assessments (TMAs)

The following assessments are designed to test your understanding of ethical and legal considerations in investigative journalism and engage you with the content through analytical, practical, and reflective exercises. Complete each task to demonstrate your mastery of the concepts covered in Study Session 10.

© Copyright 2026 MIVA Open University. All Rights Reserved.

TMA 1: Case Study Analysis (30 marks)

Objective: Analyse the ethical and legal considerations in a real-world investigative journalism case.

Task: Choose one of the following investigative journalism cases from the session:

1. The Watergate scandal (United States, 1972-1974).
2. The OPL 245 corruption scandal (Nigeria, 2012-Present).
3. The Sex-for-Grades investigation (Nigeria, 2019).

Instructions:

- Write a 400-500 word analysis that:
    - Briefly describes the case and its societal impact.
    - Identifies at least two ethical or legal considerations (e.g., source protection, defamation risks, use of hidden cameras) faced by the journalists, with specific examples from the case.
    - Discusses how the journalists addressed these considerations and evaluates the effectiveness of their approach.
    - Reflects on what this case reveals about balancing ethical integrity with legal compliance in investigative journalism.

Marking Criteria:

- Accuracy and relevance of the case description (6 marks).

© Copyright 2026 MIVA Open University. All Rights Reserved.

- Identification and explanation of ethical/legal considerations with examples (10 marks).
- Evaluation of the journalists' approach (8 marks).
- Depth of reflection on balancing ethics and law (6 marks).

TMA 2: Ethical and Legal Investigation Plan (40 marks)

Objective: Develop a plan for an investigative journalism project that incorporates ethical and legal considerations.

Task: Propose an investigative story on one of the following topics in a Nigerian context:

1. Corruption in a public health programme.
2. Illegal activities by a multinational corporation.
3. Human rights violations in a detention facility.

Instructions:

- Create a detailed plan (500-600 words) that includes:
    - A brief overview of the topic and its public interest significance.
    - A step-by-step outline of the investigative process, incorporating at least two fact-gathering techniques (e.g., interviewing whistleblowers, accessing public records) while addressing one ethical principle (e.g., minimising harm, ensuring fairness).
    - Specific strategies to mitigate one legal risk (e.g., defamation, privacy violations) and one ethical challenge (e.g., protecting a vulnerable source, avoiding sensationalism).

© Copyright 2026 MIVA Open University. All Rights Reserved.

  - A description of how you would present the findings to balance impact with ethical and legal responsibility (e.g., anonymizing sources, providing context).
- Use bullet points or numbered lists for clarity where appropriate.

Marking Criteria:

- Relevance and public significance of the topic (8 marks).
- Application of fact-gathering techniques and ethical principle (12 marks).
- Practicality of strategies for legal and ethical challenges (10 marks).
- Clarity and responsibility in presenting findings (10 marks).

© Copyright 2026 MIVA Open University. All Rights Reserved.

TMA 3: Ethical Decision-Making Reflection Essay (30 marks)

Objective: Reflect on the ethical and legal complexities of investigative journalism and propose strategies for responsible decision-making.

Task: Write a reflective essay (400-500 words) addressing the following question: "How can investigative journalists navigate ethical dilemmas and legal risks to produce responsible reporting, and why is this balance critical for maintaining public trust?"

Instructions:

- Discuss at least one ethical dilemma (e.g., using unverified information, exposing a whistleblower) and one legal risk (e.g., defamation, privacy violations) faced in investigative journalism.
- Use examples from the session (e.g., Watergate, OPL 245, Sex-for-Grades) to illustrate these challenges.
- Propose practical solutions for addressing the ethical dilemma and mitigating the legal risk.
- Reflect on why balancing ethics and law is essential for sustaining public trust and credibility in journalism.

Marking Criteria:

- Depth of discussion on ethical dilemma and legal risk (10 marks).
- Relevance and use of session examples (8 marks).
- Practicality of proposed solutions (8 marks).
- Clarity and structure of the reflection (4 marks).

© Copyright 2026 MIVA Open University. All Rights Reserved.

Study Session Eleven:

Interviews in Investigative Journalism

© Copyright 2026 MIVA Open University. All Rights Reserved.

Introduction

Interviews are one of the most powerful tools available to investigative journalists, serving as a gateway to uncovering hidden truths, gathering firsthand information, and holding individuals accountable. A well-executed interview can provide exclusive insights, confirm critical facts, and even expose corruption or misconduct. However, conducting effective interviews is not just about asking questions—it requires thorough preparation, ethical awareness, and a strategic approach to questioning.

This study session will delve into the essential aspects of interviews in investigative journalism. We will begin by examining the purpose of interviews, exploring how they contribute to fact-finding, verifying sources, and constructing compelling narratives. Next, we will discuss the different types of interviews—from structured and in-depth interviews to confrontational or off-the-record discussions—and when to use each approach.

Beyond understanding interview formats, we will explore effective questioning techniques, focusing on how to craft open-ended, probing, and follow-up questions that yield valuable responses. Ethical and legal considerations will also be a key area of discussion, as journalists must navigate issues such as confidentiality, consent, and the responsible handling of sensitive information. Finally, we will address the challenges of managing difficult interviewees, including evasive subjects, hostile responses, and ethical dilemmas that arise during interactions.

© Copyright 2026 MIVA Open University. All Rights Reserved.

By mastering the art of interviewing, journalists can extract meaningful information while maintaining professionalism, credibility, and ethical integrity. Through this session, students will develop the skills needed to conduct insightful, legally sound, and ethically responsible interviews that strengthen investigative reporting.

Learning Outcomes for Study Session Eleven

When you have studied this session, you should be able to:

11.1. **Elaborate on the Role of Interviews in Investigative Journalism** Interviews help journalists verify facts, collect expert opinions, and challenge powerful individuals. This course will illustrate how interviews contribute to investigative reporting and expose wrongdoing.

11.2. **Identify Different Types of Interviews** Students will learn the differences between structured, unstructured, and confrontational interviews—and when to use each type to achieve the best results.

11.3. **Develop Effective Interviewing Techniques** This course will teach students how to craft **strong, open-ended questions**, establish rapport with sources, and **navigate difficult or evasive interviewees**.

11.4. **Address Ethical and Legal Challenges in Interviews** From handling confidential sources to protecting vulnerable interviewees, students will understand the ethical dilemmas journalists face and learn how to conduct legally sound interviews.

© Copyright 2026 MIVA Open University. All Rights Reserved.

11.5. **Apply Interview Skills in Real-World Scenarios** Students will practice simulated interviews and analyse real-life case studies of investigative journalists who have conducted groundbreaking interviews.

© Copyright 2026 MIVA Open University. All Rights Reserved.

11.1 Techniques of Interview in Investigative Journalism

Interviews are at the heart of investigative journalism. They provide journalists with firsthand accounts, expert opinions, and insider perspectives that help uncover hidden truths. A well-conducted interview can lead to ground-breaking revelations, confirm facts, and expose corruption or misconduct. However, conducting effective interviews requires skill, preparation, and a deep understanding of ethical and legal considerations.

In this session, we will explore the key techniques that investigative journalists use to conduct interviews, including how to prepare, ask strategic questions, and manage difficult interviewees. By mastering these techniques, journalists can obtain reliable information while maintaining professionalism and credibility.

© Copyright 2026 MIVA Open University. All Rights Reserved.



Figure 11.1: Interviews in Investigative Journalism

11.1.1 The Role of Interviews in Investigative Journalism

Interviews are a cornerstone of investigative journalism, allowing journalists to gather first-hand accounts, verify information, and expose wrongdoing. Unlike general reporting, investigative journalism relies heavily on in-depth questioning to uncover hidden truths, challenge official narratives, and bring public awareness to issues of social significance. A well-conducted interview can serve as a powerful tool to extract crucial details, verify documents, and humanise complex issues.

© Copyright 2026 MIVA Open University. All Rights Reserved.

1. Uncovering New Information

One of the primary reasons investigative journalists conduct interviews is to uncover details that were previously unknown or hidden from the public. Many significant stories begin with a simple conversation that leads to deeper revelations. Interviews can provide leads, expose corruption, and bring suppressed information to light.

For instance, whistleblowers—individuals who provide insider information about illegal or unethical activities—often reveal critical details that journalists would not have discovered through document analysis alone. Investigative journalists must build trust with their sources to encourage them to share sensitive information.

Example: In Nigeria, the **Premium Times** exposed fraudulent practices in public office through interviews with insiders who leaked classified financial records. By cross-referencing these insider accounts with official documents, journalists were able to build a compelling case against corrupt officials (Premium Times, 2018).

2. Confirming Facts

Interviews also serve as a tool for verifying information obtained from reports, leaked documents, or digital sources. While data and records are essential in investigative journalism, they can sometimes be incomplete, misleading, or require context to be fully understood.

© Copyright 2026 MIVA Open University. All Rights Reserved.

Journalists use interviews to:

- Cross-check information against multiple sources.
- Clarify contradictions in official statements.
- Validate claims made in anonymous leaks.

Example: During the **Panama Papers** investigation, journalists interviewed financial experts and individuals named in the leaks to confirm the legitimacy of offshore accounts. Without these interviews, the documents alone might not have provided sufficient context for the public to understand the scale of tax evasion involved.

3. Providing Human Perspectives

Investigative stories often deal with complex or technical subjects, such as corruption, environmental crises, or corporate fraud. Interviews help to humanise these stories by adding personal accounts that make them more relatable to the audience.

Rather than relying solely on data and official statements, journalists use interviews to give a voice to affected individuals. This emotional connection makes stories more impactful and helps readers or viewers grasp the real-world consequences of an issue.

Example: The **BBC Africa Eye "Sex-for-Grades" investigation (2019)** uncovered sexual harassment in Nigerian and Ghanaian universities by interviewing victims who shared their experiences. The investigation used

© Copyright 2026 MIVA Open University. All Rights Reserved.

recorded testimonies to highlight the emotional and psychological trauma suffered by students, making the issue more tangible for the audience (BBC Africa Eye, 2019).

4. Holding Power to Account

Interviews with public officials, corporate executives, law enforcement officers, and other figures in positions of authority play a crucial role in investigative journalism. These interviews can:

- Challenge official narratives.
- Expose abuse of power.
- Demand transparency and accountability.

By directly questioning those in power, journalists can uncover inconsistencies in their statements, highlight failures in governance, and push for public accountability. However, such interviews require careful preparation, as officials often attempt to deflect, evade, or manipulate the conversation.

Example: In Nigeria, investigative journalist **Fisayo Soyombo** conducted undercover interviews with prison officials to expose corruption in the criminal justice system. His reporting revealed how prison guards accepted bribes to smuggle contraband and how inmates with money received preferential treatment. These findings sparked public debate and calls for prison reform (Soyombo, 2019).

© Copyright 2026 MIVA Open University. All Rights Reserved.

Interviews are an essential tool for investigative journalists, helping them uncover hidden truths, verify facts, provide personal narratives, and hold powerful individuals accountable. Whether through whistleblower testimonies, expert analysis, or direct questioning of officials, interviews bring depth and credibility to investigative reports. Mastering the art of interviewing enables journalists to produce compelling, fact-based stories that drive change and inform the public.

11.1.2 Preparing for an Investigative Interview

Conducting a successful investigative interview requires meticulous preparation. Unlike casual interviews, investigative interviews aim to extract crucial information, verify facts, and uncover hidden details. A well-prepared journalist can navigate tough questions, detect inconsistencies, and ensure the credibility of their reporting. Below are key steps that investigative journalists should follow when preparing for an interview.

2.1. Researching the Subject and Interviewee

Thorough research is the foundation of any effective investigative interview. Before speaking with an interviewee, journalists must gather comprehensive background information to ensure they ask informed and strategic questions. This involves:

© Copyright 2026 MIVA Open University. All Rights Reserved.

- **Reviewing Public Records**: Government databases, corporate filings, court documents, and financial statements often contain critical information that can either support or challenge the interviewee's claims.
- **Analysing Previous Statements**: Comparing an interviewee's past public statements with newly obtained evidence can help identify contradictions and inconsistencies.
- **Studying Media Reports and Expert Analyses**: News articles, academic studies, and reports from watchdog organisations can provide context and reveal details that may be overlooked.
- **Assessing the Interviewee's Credibility**: Understanding an individual's background, affiliations, and possible biases allows the journalist to frame questions that challenge misleading narratives.

Example:

If a journalist is investigating corruption involving a government official, they should first review financial records, procurement contracts, legal documents, and past interviews. If the official previously denied involvement in fraudulent activities, but financial statements suggest otherwise, the journalist can strategically question them on these contradictions during the interview.

2.2. Defining the Objective

Before conducting an interview, journalists must clearly define what they hope to achieve. This prevents the conversation from becoming unfocused and ensures that all essential topics are covered.

© Copyright 2026 MIVA Open University. All Rights Reserved.

Key steps in defining the objective include:

- **Determining the key information needed**: Is the journalist trying to verify facts, uncover new leads, or gather firsthand accounts?
- **Setting clear goals**: Understanding whether the interview will provide evidence for a larger investigation or simply add context to an ongoing story.
- **Prioritising key issues**: Journalists should outline the most important questions first, ensuring they address critical topics even if the interviewee is unwilling to cooperate for an extended period.

Example:

If a journalist is investigating environmental pollution caused by an oil company, their objective may be to confirm whether the company bypassed environmental regulations. This will shape their questions to focus on compliance reports, internal company policies, and statements from affected communities.

2.3. Choosing the Right Interview Setting

The setting of an interview can influence the quality of responses. Journalists must carefully choose how and where to conduct an interview based on the nature of the story and the interviewee's availability.

- **Face-to-face interviews**: These are ideal for high-stakes interviews as they allow journalists to assess body language, eye contact, and non-verbal cues that may indicate dishonesty or discomfort.

© Copyright 2026 MIVA Open University. All Rights Reserved.

- **Phone or video interviews**: While less personal, these methods are practical for long-distance interviews or when time constraints make in-person meetings difficult.
- **Anonymous interviews**: In cases where sources fear retaliation, journalists may need to conduct interviews anonymously, ensuring the source's identity is protected through voice distortion, encrypted communication, or off-the-record agreements.

Example:

In the BBC Africa Eye "Sex-for-Grades" investigation (2019), journalists conducted face-to-face interviews with students who had experienced harassment. However, to protect some whistleblowers, they also used anonymised interviews where identities were concealed to prevent retaliation from university authorities.

2.4. Securing Consent and Ethical Considerations

Ethical journalism requires transparency about how an interview will be conducted and how the information will be used. Journalists must ensure interviewees understand the conditions under which they are speaking.

Key ethical considerations include:

- **Explaining the Purpose of the Interview**: Journalists should be upfront about why they are conducting the interview and how the information will be used.

© Copyright 2026 MIVA Open University. All Rights Reserved.

- **Clarifying the Terms of the Interview**: It is essential to establish whether the conversation is:
    - **On the Record**: The interviewee's statements can be quoted and attributed directly.
    - **Off the Record**: Information shared cannot be published or attributed to the source.
    - **On Background**: The information can be used, but the source remains anonymous.
- **Ensuring Voluntary Participation**: Interviewees should never be coerced into speaking. They must have the right to refuse or withdraw from the interview.

Example:

A journalist interviewing a whistleblower in a corporate fraud case must explain whether the interviewee's identity will be revealed. If the whistleblower fears retaliation, the journalist may offer to conduct the interview under strict anonymity and ensure secure communication channels.

Effective investigative interviews require careful planning, from thorough research and objective setting to selecting the right setting and upholding ethical standards. Proper preparation ensures that journalists maximise their opportunities to uncover the truth while maintaining integrity and credibility. By following these steps, investigative journalists can navigate complex interviews with confidence and extract valuable insights that contribute to impactful reporting.

© Copyright 2026 MIVA Open University. All Rights Reserved.

11.1.3 Types of Interviews in Investigative Journalism

Interviews are essential tools in investigative journalism, allowing reporters to gather firsthand information, verify facts, and uncover hidden truths. The effectiveness of an interview depends on its structure and approach. Below are the different types of interviews commonly used in investigative journalism, along with real-world examples of their application.

3.1. Structured Interviews

Structured interviews follow a rigid format where journalists ask a predefined set of questions in a specific order. This type of interview ensures consistency, making it useful for fact-checking and obtaining precise, quantifiable responses. It is particularly effective when interviewing experts, officials, or individuals providing technical explanations.

Key Features:

- Questions are predetermined and standardised.
- The interviewee's responses are usually direct and factual.
- Best suited for gathering clear and verifiable information.

© Copyright 2026 MIVA Open University. All Rights Reserved.

Example:

A journalist investigating the impact of climate change may conduct a structured interview with an environmental scientist. The questions could include:

1. What are the primary causes of rising temperatures in Nigeria?
2. How has deforestation contributed to flooding in Lagos?
3. What policies should the government implement to combat environmental degradation?

This format ensures that all relevant topics are covered without deviation.

3.2. Semi-Structured Interviews

Semi-structured interviews offer a balance between predefined questions and spontaneous discussions. Journalists prepare key questions in advance but allow flexibility to explore unexpected insights that emerge during the conversation. This approach is useful when interviewing professionals who may provide deeper context beyond direct answers.

Key Features:

- A mix of structured questions and open-ended follow-ups.
- Allows flexibility while maintaining focus on the investigation.
- Encourages interviewees to elaborate on complex topics.

© Copyright 2026 MIVA Open University. All Rights Reserved.

Example:

A journalist investigating financial fraud may interview an accountant familiar with the case. While some questions are planned—such as "What irregularities have you noticed in the company's financial records?"—the interviewee's responses might reveal unexpected details, prompting further inquiry.

3.3. Unstructured Interviews

Unstructured interviews are open-ended and conversational, with questions evolving based on the interviewee's responses. This method is particularly useful when dealing with sensitive or complex topics where the interviewee may feel more comfortable sharing personal experiences.

Key Features:

- No strict format; questions flow naturally.
- Encourages deep storytelling and emotional engagement.
- Effective for gathering qualitative insights.

Example:

A journalist reporting on human trafficking may conduct unstructured interviews with survivors. Instead of rigidly structured questions, the journalist might start with: "Can you tell me about your experience?" The survivor's narrative then shapes the direction of the interview, revealing unexpected details that structured formats might miss.

© Copyright 2026 MIVA Open University. All Rights Reserved.

3.4. Confrontational Interviews

Confrontational interviews are used when interviewing individuals accused of wrongdoing. These interviews require solid evidence, as journalists must challenge misleading statements, evasive answers, or outright lies. Confrontational interviews are common in investigative journalism when exposing corruption, fraud, or abuse of power.

Key Features:

- The journalist presents evidence to counter false claims.
- Designed to hold powerful individuals accountable.
- Requires thorough preparation to avoid legal risks.

Example:

A journalist investigating a politician's misuse of public funds might present financial records contradicting the politician's claims. If the politician states, "The funds were used for community development," the journalist could respond: "However, government records show that the money was transferred to a private company linked to your family. How do you explain this?"

Confrontational interviews demand strong evidence and confidence from the journalist to avoid being misled or intimidated.

© Copyright 2026 MIVA Open University. All Rights Reserved.

Case Study: The BBC Panorama Interview with Princess Diana (1995)

One of the most famous semi-structured interviews in history was the BBC Panorama interview with Princess Diana in 1995. Conducted by journalist Martin Bashir, this interview revealed shocking details about her marriage, her struggles with mental health, and the pressures of royal life (BBC, 1995).

Lessons from the Case Study:

- Semi-structured interviews allow interviewees to open up while staying on track.
- Sensitive topics require a balance of professionalism and empathy.
- Ethical considerations are crucial, as later investigations questioned whether the interview was obtained through deception.

Choosing the right interview format is crucial in investigative journalism. Structured interviews ensure factual accuracy, semi-structured interviews provide depth, unstructured interviews encourage storytelling, and confrontational interviews expose misconduct. By mastering these techniques, journalists can conduct impactful interviews that uncover the truth and hold power to account.

11.1.4 Effective Questioning Techniques in Investigative Journalism

The effectiveness of an investigative interview depends not just on the questions asked but also on how they are framed and delivered. Skilled journalists use strategic questioning techniques to elicit meaningful responses,

© Copyright 2026 MIVA Open University. All Rights Reserved.

uncover hidden details, and challenge evasive answers. Below are essential questioning techniques that investigative journalists should master.

4.1. Open-Ended vs. Closed Questions

Understanding when to use open-ended and closed-ended questions is crucial in investigative journalism. Both serve different purposes in an interview.

Open-Ended Questions

Open-ended questions encourage the interviewee to provide detailed responses. They give room for elaboration, allowing journalists to gather rich, descriptive information.

- **Example:** "Can you describe what happened on the night of the incident?"
- **Best Used For:** Gathering background information, personal accounts, and in-depth insights.

Closed-Ended Questions

Closed-ended questions require a simple, direct answer—often "yes" or "no." They are useful for confirming facts, clarifying details, and establishing concrete information.

- **Example:** "Did you approve this transaction?"
- **Best Used For:** Fact-checking, obtaining specific details, and forcing clear admissions.

© Copyright 2026 MIVA Open University. All Rights Reserved.

Application in Investigative Journalism

A journalist covering a political scandal may start with open-ended questions to understand the broader context but switch to closed-ended questions when trying to confirm specific details.

4.2. Probing Questions

Probing questions help journalists dig deeper into a topic, encouraging interviewees to elaborate or clarify their responses. They are particularly useful for uncovering inconsistencies and exposing hidden truths.

- **Example:** If an interviewee says, "I did what I had to do," a journalist might probe further by asking, "What do you mean by that? Can you be more specific?"
- **Best Used For:** Investigating vague statements, challenging inconsistencies, and revealing deeper insights.

Case Example:

During a corruption investigation, if an official states, "The funds were allocated as needed," a probing question could be, "Can you provide a breakdown of how the funds were spent?" This forces the interviewee to be specific or risk appearing evasive.

© Copyright 2026 MIVA Open University. All Rights Reserved.

4.3. Follow-Up Questions

Follow-up questions are essential for clarifying vague or incomplete responses. They help journalists ensure accuracy and prevent interviewees from avoiding key issues.

- **Example:** If an interviewee says, "I don't recall," a journalist could ask, "Can you explain why you don't remember?"
- **Best Used For:** Addressing unclear statements, verifying details, and pushing for more precise answers.

Techniques for Effective Follow-Up:

1. **Restate the Question** – If an interviewee dodges the question, repeat it with slight variations.
2. **Challenge Contradictions** – If an answer contradicts previous statements, politely highlight the inconsistency.
3. **Use Supporting Evidence** – Introduce documents or past records to reinforce your question.

4.4. The Silent Pause Technique

Sometimes, saying nothing is the most effective technique. A well-timed silence after an answer can make interviewees uncomfortable, prompting them to reveal more information than they initially intended.

© Copyright 2026 MIVA Open University. All Rights Reserved.

- **Example:** If an interviewee provides a short, hesitant response, maintaining eye contact and remaining silent can pressure them into elaborating.
- **Best Used For:** Encouraging spontaneous admissions and pushing interviewees to elaborate without direct confrontation.

Why It Works:

People often feel uncomfortable with prolonged silence and may rush to fill the gap with additional information—sometimes unintentionally revealing critical details.

4.5. Handling Evasive Responses

Some interviewees may deliberately evade questions to avoid accountability. Skilled journalists know how to counter evasive tactics while maintaining professionalism.

Techniques for Handling Evasion:

1. **Rephrase the Question** – If the interviewee avoids answering, ask the question in a different way.
2. **Politely Insist** – A calm but firm approach signals that evasion will not work.
3. **Present Contradictory Evidence** – If the interviewee makes a misleading claim, confront them with facts.

© Copyright 2026 MIVA Open University. All Rights Reserved.

4. **Loop Back to the Question** – If the interviewee shifts topics, redirect the conversation to the original question.

- **Example:** If a corporate executive says, "We follow all regulations," a journalist could respond, "However, reports show that your company failed three safety inspections last year. How do you explain that?"

Real-World Example:

During an investigative report on police brutality in Nigeria, journalists interviewed officers accused of misconduct. Many gave vague responses like "We always follow procedures." Reporters handled this by showing video evidence of violent incidents and insisting on specific answers (Amnesty International, 2020).

Mastering effective questioning techniques is essential for investigative journalists. Open-ended questions help gather in-depth insights, while closed-ended questions confirm facts. Probing and follow-up questions challenge evasive responses, and silence can be a powerful tool to encourage admissions. Handling evasive interviewees requires persistence, strategic questioning, and factual reinforcement. By using these techniques, journalists can conduct compelling interviews that uncover the truth and hold power to account.

© Copyright 2026 MIVA Open University. All Rights Reserved.

11.1.5 Managing Difficult Interviewees in Investigative Journalism

In investigative journalism, not all interviews go smoothly. Some interviewees may be hostile, reluctant, or emotionally vulnerable, making it challenging to extract useful information. A skilled journalist must know how to handle these situations professionally while maintaining ethical and legal standards.

5.1. Handling Hostile Interviewees

A hostile interviewee may be defensive, aggressive, or evasive, especially if they are implicated in wrongdoing. Journalists must remain composed and strategic when dealing with such individuals.

Key Strategies:

- **Stay Calm and Professional** – Do not react emotionally or engage in arguments. Maintain a neutral and composed demeanour.
- **Use Evidence to Counter False Claims** – If the interviewee denies verifiable facts, present supporting documents, past statements, or other corroborated evidence.
- **Rephrase and Persist** – If they avoid answering, reframe the question and ask again.
- **Control the Interview** – If the interviewee tries to dominate or derail the conversation, politely steer it back to the key issues.
- **Know When to End** – If an interview becomes unproductive or escalates, it may be best to conclude rather than risk further hostility.

© Copyright 2026 MIVA Open University. All Rights Reserved.

Example:

During an investigative report on corruption in Nigeria, a journalist interviewing a government official about missing public funds was met with hostility. The official denied wrongdoing and accused the journalist of bias. The journalist calmly responded, "Our report is based on official budget documents and audit records. Could you clarify the discrepancies in these figures?" This approach redirected the conversation to factual discussion rather than personal attacks.

5.2. Interviewing Reluctant Sources

Some sources may be unwilling to talk due to fear of retaliation, legal consequences, or lack of trust in the journalist. Building trust and demonstrating the importance of their testimony is crucial.

Key Strategies:

- **Build Trust** – If confidentiality is a concern, offer to keep their identity anonymous or use off-the-record agreements.
- **Explain the Impact** – Help them understand how their testimony can contribute to truth and justice.
- **Give Them Control** – Allow them to set conditions, such as avoiding certain topics or reviewing their quotes before publication.
- **Be Patient** – Some sources need time to feel comfortable enough to share sensitive information.

© Copyright 2026 MIVA Open University. All Rights Reserved.

Example:

In the **BBC Africa Eye "Sex-for-Grades" investigation (2019)**, journalists worked for months to gain the trust of university students who had been harassed by lecturers. Many were initially afraid to speak, but the team assured them of anonymity and the significance of exposing the issue. This trust-building approach led to crucial testimonies that shaped the documentary's findings.

5.3. Dealing with Emotional or Vulnerable Interviewees

Some interviewees, such as victims of abuse, crime, or trauma, may struggle to express their experiences due to emotional distress. Journalists must conduct such interviews with care and sensitivity.

Key Strategies:

- **Show Empathy and Patience** – Acknowledge their feelings and allow them to share at their own pace.
- **Use Gentle Questioning** – Avoid aggressive or confrontational questions. Instead, ask open-ended, non-threatening questions that let them tell their story in their own words.
- **Give Them Time to Respond** – If an interviewee becomes overwhelmed, allow pauses or offer to continue later.
- **Offer Off-the-Record Options** – Let them know they can share information privately if they fear public exposure.

© Copyright 2026 MIVA Open University. All Rights Reserved.

Example:

During investigations into **police brutality in Nigeria**, journalists interviewed survivors who had been unlawfully detained or tortured (Amnesty International, 2020). Many were traumatised and hesitant to speak. Reporters approached these interviews with patience, allowing victims to recount their experiences at their own pace and ensuring their safety before publishing their testimonies.

Difficult interviewees are an inevitable challenge in investigative journalism. Hostile subjects require a calm, evidence-based approach, while reluctant sources need trust and reassurance. Emotional or vulnerable interviewees must be handled with care and empathy to ensure their stories are told without causing additional distress. Mastering these techniques enables journalists to conduct ethical, effective interviews that uncover the truth while protecting sources and maintaining professional integrity.

11.1.6 Ethical and Legal Considerations in Interviews

Conducting interviews in investigative journalism comes with significant ethical and legal responsibilities. Journalists must ensure that their methods are fair, transparent, and lawful while safeguarding the rights and safety of their sources. Failure to follow ethical and legal guidelines can lead to misinformation, loss of credibility, legal action, or harm to interviewees.

© Copyright 2026 MIVA Open University. All Rights Reserved.

Informed Consent

Before conducting an interview, journalists must ensure that interviewees understand the purpose of the interview, how their statements will be used, and whether the conversation is on or off the record.

Key Guidelines:

- **Explain the Interview's Purpose** – Clearly state why you are conducting the interview and how the information will be used.
- **Obtain Verbal or Written Consent** – Ensure that the interviewee agrees to participate voluntarily.
- **Clarify Recording Conditions** – If recording the interview, inform the interviewee and get permission.
- **Distinguish Between On-the-Record, Off-the-Record, and Background Information:**
    - **On-the-record:** Everything can be published and attributed to the interviewee.
    - **Off-the-record:** Information cannot be used in the story.
    - **On background:** The information can be used, but the source remains anonymous.

Example:

If a journalist interviews a victim of police brutality in Nigeria, they should first explain how the information will be used and whether the individual's name and

© Copyright 2026 MIVA Open University. All Rights Reserved.

identity will be revealed. Without proper consent, publishing sensitive details could put the person at risk.

Misrepresentation and Deception

Journalists must not deceive interviewees about their identity, purpose, or the nature of the interview. While undercover reporting is sometimes necessary, it should be used only when there is no other way to obtain critical public interest information.

Key Guidelines:

- **Be Honest About Your Intentions** – Do not falsely claim to be someone else to gain access to an interviewee.
- **Avoid Manipulating Information** – Do not take statements out of context to mislead the public.
- **Use Undercover Techniques Ethically** – Only resort to undercover methods if traditional methods have failed and the story has a strong public interest justification.

Example:

In 2019, **BBC Africa Eye's "Sex-for-Grades"** investigation used hidden cameras to expose lecturers at Nigerian and Ghanaian universities who harassed students. The undercover operation was justified because it revealed systemic abuse that victims were too afraid to report openly. However, the journalists

© Copyright 2026 MIVA Open University. All Rights Reserved.

ensured they followed ethical guidelines by verifying all claims before publication (BBC, 2019).

Protecting Confidential Sources

Many investigative stories rely on whistleblowers who expose corruption, fraud, or abuse. These sources often risk their jobs, safety, or even their lives when sharing sensitive information. It is the journalist's duty to protect their identity whenever necessary.

Key Guidelines:

- **Guarantee Anonymity When Promised** – If a source speaks anonymously, never reveal their identity, even under legal or political pressure.
- **Use Secure Communication** – Employ encrypted messaging apps or anonymous drop boxes to protect sensitive conversations.
- **Avoid Unnecessary Exposure** – Do not include details in the story that might indirectly reveal the source's identity.

Example: The Watergate Scandal (1974)

One of the most famous examples of source protection is **the Watergate scandal**, where journalists Bob Woodward and Carl Bernstein relied on an anonymous whistleblower known as **"Deep Throat"** to uncover corruption in the U.S. government. His identity remained secret for decades, allowing him to provide crucial evidence without fear of retribution (Bernstein & Woodward, 1974).

© Copyright 2026 MIVA Open University. All Rights Reserved.

Ethical and legal considerations are fundamental in investigative journalism interviews. Journalists must obtain informed consent, avoid misrepresentation, and protect confidential sources to maintain credibility and ensure responsible reporting. By following these principles, investigative journalists can uphold public trust while exposing the truth in a fair and ethical manner.

In-Text Questions and Answers (ITQs and ITAs)

ITQ 1: Why is informed consent important in investigative journalism interviews?

ITA 1: Informed consent ensures that interviewees understand the purpose of the interview, how their statements will be used, and whether their identity will be revealed. This protects both the journalist and the source while maintaining ethical integrity.

ITQ 2: What is the difference between a structured and an unstructured interview?

ITA 2: A **structured interview** follows a predefined set of questions, ensuring precise and consistent responses, while an **unstructured interview** is more flexible, allowing questions to evolve based on the interviewee's responses. Unstructured interviews are useful for exploring sensitive or unknown topics.

Conclusion

Study Session 11 has provided a comprehensive exploration of interviews as a cornerstone of investigative journalism, equipping you with the skills to harness this powerful tool effectively and ethically. By examining the role of interviews in

© Copyright 2026 MIVA Open University. All Rights Reserved.

uncovering truths, verifying facts, humanising stories, and holding power to account, you've gained a deep appreciation for their strategic importance. The session's focus on various interview types—structured, semi-structured, unstructured, and confrontational—has enabled you to adapt your approach to diverse scenarios, from fact-checking with experts to confronting evasive officials. You've mastered questioning techniques, such as open-ended, probing, and follow-up questions, as well as the silent pause, to elicit meaningful responses. The session also addressed managing difficult interviewees, including hostile, reluctant, or vulnerable subjects, emphasising empathy, professionalism, and persistence. Ethical and legal considerations, such as informed consent, source protection, and avoiding deception, were woven throughout, ensuring you conduct interviews with integrity. Through these lessons, you are now better prepared to conduct insightful, credible, and impactful interviews that strengthen your investigative reporting while upholding journalistic standards.

Summary

Interviews play a fundamental role in investigative journalism, serving as a powerful tool for uncovering hidden truths, verifying facts, and gathering firsthand information. When conducted effectively, interviews can expose corruption, misconduct, and social injustices while ensuring adherence to ethical and legal standards.

This study session explored the significance of interviews in investigative journalism, highlighting their purpose and the various types used in different

© Copyright 2026 MIVA Open University. All Rights Reserved.

scenarios. Understanding the strategic applications of structured, semi-structured, and unstructured interviews enables journalists to adapt their approach based on the nature of their investigation. Additionally, the session delved into effective questioning techniques that help elicit meaningful responses, ensuring that journalists obtain accurate and valuable insights from their sources.

Handling difficult interviewees—whether hostile, reluctant, or emotionally vulnerable—was another key focus, as investigative journalists often encounter resistance or evasiveness when probing sensitive issues. The discussion also covered ethical and legal considerations, such as securing informed consent, protecting confidential sources, and ensuring interviews are conducted with integrity and respect for privacy.

By mastering these interview techniques, journalists can conduct impactful investigations while maintaining professionalism, credibility, and ethical responsibility. These skills are essential in upholding the core principles of journalism and fostering public trust in the media.

© Copyright 2026 MIVA Open University. All Rights Reserved.

Self-Assessment Questions and Answers (SAQs and SAAs)

SAQ1: What is the main objective of preparing thoroughly before conducting an investigative interview?

Answer: Thorough preparation allows the journalist to master background facts, construct logical questioning sequences, anticipate potential evasions, and maintain control throughout the interview.

SAQ2: How do structured, semi-structured, and un-structured interviews differ in investigative journalism?

Answer: Structured interviews rely on rigid, predetermined questions; semi-structured interviews combine planned core questions with flexible follow-ups based on responses; unstructured interviews flow conversationally to explore preliminary leads.

SAQ3: What strategy should an investigative reporter use when managing a hostile or evasive interviewee?

Answer: The reporter should maintain composure, rely on calm demeanour and verified documentary evidence, avoid emotional confrontation, and repeatedly loop back to unanswered questions using precise, factual rephrasing.

© Copyright 2026 MIVA Open University. All Rights Reserved.

Multiple-Choice Questions and Answers (MCQs and MCAs)

1. Which type of questioning technique is best suited for securing precise facts or preventing evasive answers during an investigative interview?

a) Broad, open-ended narrative prompts

b) Direct, specific, and closed-ended or follow-up questions

c) Leading questions that impose the reporter's personal bias

d) Rhetorical questions requiring no answer

Answer: b) Direct, specific, and closed-ended or follow-up questions

Explanation: Direct and specific questions force the interviewee to address concrete facts, minimising room for vague generalisations, evasive maneuvers, or off-topic responses.

2. Why is thorough pre-interview background research critical when interviewing a subject suspected of wrongdoing?

a) It replaces the need to ask any direct questions during the session

b) It equips the journalist to spot contradictions, verify claims in real-time, and challenge false statements with evidence

c) It guarantees that the subject will grant a signed confession immediately

d) It allows the journalist to skip recording or note-taking

© Copyright 2026 MIVA Open University. All Rights Reserved.

Answer: b) It equips the journalist to spot contradictions, verify claims in real-time, and challenge false statements with evidence

Explanation: Entering an interview with detailed knowledge of documents and timelines enables the reporter to recognise inaccuracies and immediately present counter-evidence.

3. What is the primary purpose of conducting "off-the-record" interviews in investigative reporting?

a) To publish the source's exact words and name without consent

b) To gather background context, guidance, and new leads while protecting the source's identity from public disclosure

c) To pay the source for confidential government documents

d) To produce fictional quotes for editorial narrative appeal

Answer: b) To gather background context, guidance, and new leads while protecting the source's identity from public disclosure

Explanation: "Off-the-record" agreements allow sources to share vital context or direct reporters to evidence without the risk of being quoted or publicly identified.

4. When dealing with a vulnerable or traumatised interviewee, which approach should an investigative reporter prioritise?

a) Pressuring the subject to answer aggressive questions rapidly

© Copyright 2026 MIVA Open University. All Rights Reserved.

b) Establishing empathy, ensuring informed consent, minimising harm, and allowing the subject control over the pace

c) Offering financial compensation for graphic details

d) Sensationalising the interview environment for dramatic effect

Answer: b) Establishing empathy, ensuring informed consent, minimising harm, and allowing the subject control over the pace

Explanation: Ethical interviewing of vulnerable or traumatised sources requires prioritising minimising psychological harm and respecting their emotional readiness over aggressive questioning.

5. How should an investigative journalist handle a situation where an interviewee makes a blatantly false statement during a recorded interview?

a) Interrupt aggressively and insult the interviewee's integrity

b) Politely present recorded facts or contradictory documents and ask the interviewee to clarify the discrepancy

c) Ignore the statement completely and move to the next topic

d) End the interview immediately without further questioning

Answer: b) Politely present recorded facts or contradictory documents and ask the interviewee to clarify the discrepancy

© Copyright 2026 MIVA Open University. All Rights Reserved.

Explanation: Effective investigative questioning uses objective evidence calmly to challenge inconsistencies, giving the subject an opportunity to explain or account for the contradiction.

Activities

1. Peer-to-Peer Assessment:

Activity: Pair up with a classmate and conduct a mock investigative interview. Each student should:

- Research and prepare a set of at least five investigative questions.
- Conduct the interview and assess the effectiveness of the questioning techniques.
- Provide constructive feedback on what was done well and areas for improvement.

Assessment Rubric:

- **Research Quality (20%)**: Depth of background research on the topic.
- **Questioning Techniques (30%)**: Use of open-ended, probing, and follow-up questions.
- **Interview Ethics (30%)**: Application of informed consent and ethical guidelines.
- **Professionalism (20%)**: Conduct, tone, and handling of difficult responses.

2. Polls and Surveys:

© Copyright 2026 MIVA Open University. All Rights Reserved.

Activity: Conduct a class poll on ethical dilemmas in investigative journalism. Example poll questions:

- Is it ever acceptable to use deception in an interview?
- Should journalists reveal anonymous sources if pressured by authorities?
- How important is informed consent in undercover journalism?

Discuss the poll results in class and compare differing opinions on journalistic ethics.

3. Simulations:

Activity: Organise a simulated investigative interview where students play different roles:

- A journalist investigating government corruption.
- A reluctant whistleblower who fears retaliation.
- A defensive public official responding to allegations.

Students must apply effective questioning techniques and ethical considerations during the simulation. The class will provide feedback on how the interview was conducted.

© Copyright 2026 MIVA Open University. All Rights Reserved.

4. Projects:

Activity:

Each student will conduct an interview with an expert, activist, or community leader on a pressing social issue (e.g., climate change, police reform, gender-based violence). The student will then:

- Transcribe the interview.
- Analyse the responses for key findings.
- Write a short investigative report based on the interview.

5. Timed Reflection Questions:

Activity: Provide students with the following prompt and a 10-minute time limit to write their response:

"You are interviewing a victim of human rights abuse. How would you ensure that the interview is ethical, sensitive, and legally sound?"

Students will share their responses in small groups and discuss different approaches.

6. Critical Thinking Discussion Prompts:

Activity: Debate the following question in groups:

"Undercover journalism is sometimes necessary to expose the truth. But where should journalists draw the ethical line? Discuss with examples from Nigerian or global journalism cases."

Encourage students to cite real-world cases such as:

© Copyright 2026 MIVA Open University. All Rights Reserved.

- The **BBC Africa Eye "Sex-for-Grades"** investigation.
- The **Watergate scandal** and the role of anonymous sources.
- The use of hidden cameras in investigative journalism.

This session provided a deep dive into interview techniques in investigative journalism, emphasising preparation, questioning strategies, handling difficult sources, and ethical considerations. By practising these skills, students can conduct impactful and professional interviews that uphold journalistic integrity.

Tutor-Marked Assessments (TMAs)

The following assessments are designed to test your understanding of interview techniques and ethical/legal considerations in investigative journalism, engaging you with the content through analytical, practical, and reflective exercises. Complete each task to demonstrate your mastery of the concepts covered in Study Session 11.

TMA 1: Interview Analysis (30 marks)

Objective: Analyse the use of interview techniques and ethical considerations in a real-world investigative journalism case.

Task: Choose one of the following investigative journalism cases from the session:

1. The Watergate scandal (United States, 1972-1974).
2. The Sex-for-Grades investigation (Nigeria, 2019).
3. Fisayo Soyombo's prison investigation (Nigeria, 2019).

© Copyright 2026 MIVA Open University. All Rights Reserved.

Instructions:

- Write a 400-500 word analysis that:
  - Briefly describes the case and the role of interviews in its success.
  - Identifies at least two interview techniques (e.g., open-ended questions, confrontational approach, handling reluctant sources) used by the journalists, with specific examples from the case.
  - Discusses one ethical or legal consideration (e.g., source protection, informed consent) faced during the interviews and how it was addressed.
  - Reflects on how these techniques and considerations contributed to the credibility and impact of the investigation.

Marking Criteria:

- Accuracy and relevance of the case description (6 marks).
- Identification and explanation of interview techniques with examples (10 marks).
- Analysis of the ethical/legal consideration and response (8 marks).
- Depth of reflection on credibility and impact (6 marks).

© Copyright 2026 MIVA Open University. All Rights Reserved.

TMA 2: Interview Plan for an Investigation (40 marks)

Objective: Develop a detailed plan for conducting interviews in an investigative journalism project, incorporating session techniques and ethical/legal considerations.

Task: Propose an investigative story on one of the following topics in a Nigerian context:

1. Alleged bribery in a government contract award process.
2. Sexual harassment in a workplace or institution.
3. Environmental damage caused by illegal logging.

Instructions:

- Create a detailed plan (500-600 words) that includes:
    - A brief overview of the topic and its public interest significance.
    - A step-by-step outline of the interview process, specifying at least two types of interviews (e.g., structured, confrontational) and two questioning techniques (e.g., probing, silent pause) you would use, tailored to different interviewees (e.g., whistleblower, official, victim).
    - Strategies to address one ethical challenge (e.g., protecting a vulnerable source, ensuring consent) and one legal risk (e.g., defamation, privacy concerns) during the interviews.
    - A description of how you would use the interview findings to construct a compelling narrative while maintaining ethical and legal integrity.

© Copyright 2026 MIVA Open University. All Rights Reserved.

- Use bullet points or numbered lists for clarity where appropriate.

Marking Criteria:

- Relevance and public significance of the topic (8 marks).
- Application of interview types and questioning techniques (12 marks).
- Practicality of strategies for ethical and legal challenges (10 marks).
- Clarity and integrity in using findings for the narrative (10 marks).

TMA 3: Ethical Interview Reflection Essay (30 marks)

Objective: Reflect on the ethical and practical challenges of conducting interviews in investigative journalism and propose strategies for responsible interviewing.

Task: Write a reflective essay (400-500 words) addressing the following question: "How can investigative journalists balance ethical responsibilities with the need to extract critical information during interviews, and why is this balance essential for credible journalism?"

Instructions:

- Discuss at least one ethical challenge (e.g., handling a reluctant source, using undercover methods) and one practical challenge (e.g., managing a hostile interviewee, verifying responses) in conducting investigative interviews.
- Use examples from the session (e.g., Watergate, Sex-for-Grades, Soyombo's investigation) to illustrate these challenges.

© Copyright 2026 MIVA Open University. All Rights Reserved.

- Propose practical solutions for addressing the ethical and practical challenges.
- Reflect on why balancing ethics and effectiveness in interviews is critical for maintaining credibility and public trust.

Marking Criteria:

- Depth of discussion on ethical and practical challenges (10 marks).
- Relevance and use of session examples (8 marks).
- Practicality of proposed solutions (8 marks).
- Clarity and structure of the reflection (4 marks).

© Copyright 2026 MIVA Open University. All Rights Reserved.

Study Session Twelve:

Report Writing

© Copyright 2026 MIVA Open University. All Rights Reserved.

Introduction

In investigative journalism, gathering facts and conducting interviews are just the beginning—how a journalist presents their findings is equally important. A well-written investigative report transforms raw information into a compelling, clear, and accurate story that informs, engages, and influences the audience. Whether uncovering corruption, exposing social injustices, or revealing corporate misconduct, a journalist's ability to write a structured, factual, and engaging report determines the impact of their investigation.

Effective report writing requires a blend of storytelling, factual accuracy, and analytical thinking. Journalists must ensure that their reports are well-organised, supported by evidence, and free from bias or exaggeration. The structure of a report—including the lead, body, and conclusion—plays a crucial role in how the audience perceives and understands the story. Additionally, investigative journalists must consider ethical and legal responsibilities, such as verifying information, protecting sources, and avoiding defamation.

In this study session, we will explore the principles of report writing, focusing on how to craft investigative stories that are factual, engaging, and impactful. By mastering report writing techniques, journalists can ensure their work not only informs the public but also drives meaningful change.

Learning Outcomes for Study Session Twelve

When you have studied this session, you should be able to:

© Copyright 2026 MIVA Open University. All Rights Reserved.

12.1. **Elaborate on the Purpose of Report Writing in Investigative Journalism**

Learn why clear, structured, and factual writing is essential for delivering impactful investigative stories.

Recognise how investigative reports influence public opinion, policy changes, and social justice.

12.2. **Identify the Key Components of an Investigative Report**

Explaining the structure of a report, including the introduction, main body, evidence presentation, and conclusion.

Learn how to craft compelling leads that capture readers' attention.

12.3. **Develop Strong Writing and Storytelling Techniques**

Explore how to balance factual reporting with engaging storytelling.

Learn how to use language effectively to maintain clarity, neutrality, and credibility.

12.4. **Apply Ethical and Legal Principles in Report Writing**

Identifying the importance of fact-checking, avoiding defamation, and maintaining journalistic integrity.

Learn best practices for citing sources, using confidential information responsibly, and ensuring fairness in reporting.

12.5. **Analyse Real-World Investigative Reports for Best Practices**

Examine case studies of successful investigative reports to understand what makes them effective.

Learn how to apply these best practices in their own writing.

© Copyright 2026 MIVA Open University. All Rights Reserved.

12.1 Purpose of Report Writing in Investigative Journalism

Investigative journalism plays a crucial role in uncovering hidden truths, exposing corruption, and holding power to account. But what good is an investigation if it is not effectively communicated? This is where report writing comes in. The purpose of report writing in investigative journalism is to present findings in a clear, accurate, and compelling manner that informs the public and drives change. This session explores why investigative journalists write reports, how they do it effectively, and the impact these reports can have.

1. Understanding the Purpose of Report Writing in Investigative Journalism

Report writing in investigative journalism is not just about documenting findings; it serves several key purposes:

Informing the Public

One of the fundamental responsibilities of investigative journalism is to provide the public with accurate and relevant information. Report writing helps journalists present their findings in a structured and accessible way, allowing readers to grasp complex issues without confusion.

For example, investigative reports on financial corruption, such as those published by *Premium Times* in Nigeria, have revealed fraudulent activities in government agencies, empowering citizens to demand accountability (Olorunyomi, 2019). By distilling large volumes of information into clear and digestible content, investigative reports ensure that the public is not only

© Copyright 2026 MIVA Open University. All Rights Reserved.

informed but also equipped to make educated decisions on pressing societal issues.

Exposing Wrongdoing and Holding Power to Account

A well-written investigative report shines a light on unethical practices, corruption, and abuses of power. This purpose is particularly significant in democratic societies where transparency is essential.

For instance, the *P&ID Scandal* in Nigeria was exposed through investigative reporting, revealing fraudulent contracts that could have cost the nation billions of dollars. Reports like this help deter future misconduct by ensuring that those in positions of power know they are being watched and will be held accountable for any misdeeds. Additionally, they provide concrete evidence that can be used by law enforcement agencies and advocacy groups to push for justice.

Providing Evidence-Based Journalism

Unlike opinion pieces or general news stories, investigative reports rely on facts, documents, and verified sources. The writing must be supported by credible evidence, ensuring that the report is legally defensible and ethically sound. Investigative reports go through rigorous fact-checking processes to ensure accuracy and reliability, preventing misinformation and protecting the credibility of the journalist and the media organisation.

A good example is the *Sahara Reporters* investigation into election malpractice, which included video evidence and leaked documents to support its claims

© Copyright 2026 MIVA Open University. All Rights Reserved.

(Sahara Reporters, 2021). This approach enhances public trust in journalism and strengthens democratic institutions by ensuring that citizens have access to factual and unbiased reporting.

Influencing Policy and Social Change

Investigative journalism often leads to policy reforms and legal actions. A well-documented report can push authorities to act, whether by enacting new laws or prosecuting offenders.

For example, in 2018, an investigative report on child labour in cocoa farms in Nigeria led to international scrutiny and policy interventions to improve working conditions. Such reports put pressure on governments and organisations to uphold ethical standards and implement changes that benefit society as a whole. Policymakers often rely on investigative journalism to identify gaps in the legal system and areas where urgent reforms are needed.

Ensuring Public Engagement and Awareness

A compelling investigative report can spark public discussions, debates, and even activism. Social media platforms amplify these reports, allowing citizens to engage with the issues and demand action.

A notable example is the *#EndSARS* movement, which gained traction after investigative reports exposed police brutality and extrajudicial killings in Nigeria. These reports galvanised protests and forced the government to take steps toward police reform. Through detailed and well-structured reports, investigative

© Copyright 2026 MIVA Open University. All Rights Reserved.

journalists ensure that important issues remain in the public discourse, driving societal progress and encouraging civic participation.

Report writing in investigative journalism is more than just a tool for documentation—it is a vehicle for truth, accountability, and change. By effectively communicating investigative findings, journalists play an essential role in informing the public, exposing corruption, influencing policies, and engaging citizens in meaningful discourse. In a world where misinformation is rampant, well-researched and clearly articulated investigative reports are crucial for upholding the integrity of journalism and fostering a well-informed society.

© Copyright 2026 MIVA Open University. All Rights Reserved.



Figure 12.1: Journalist Writing an Investigative Report

12.2 Key Components of an Investigative Report

An investigative report is more than just a collection of facts, it is a structured, compelling, and evidence-backed document that informs, persuades, and sometimes even leads to societal change. To ensure credibility and impact, an investigative report must follow a clear structure that enhances readability and comprehension. This section explores the key components of an investigative report and how to craft compelling leads that capture readers' attention.

© Copyright 2026 MIVA Open University. All Rights Reserved.

12.2.1 Understanding the Structure of an Investigative Report

A well-structured investigative report follows a logical flow, ensuring that the reader can easily understand the issue at hand, the evidence presented, and the conclusions drawn. The core components of an investigative report include:

Introduction

The introduction sets the stage for the entire report. It should:

- Clearly state the issue or topic under investigation.
- Provide essential background information to contextualise the issue.
- Outline the significance of the investigation, explaining why it matters to the public.
- Offer a brief overview of the methodology used to gather evidence.

For example, an investigative report on electoral fraud might begin by highlighting recent allegations of vote rigging, explaining why electoral integrity is crucial for democracy, and mentioning how the investigation was conducted through interviews, document analysis, and undercover reporting.

Main Body

The main body of an investigative report is where the core findings are presented in a logical, detailed, and evidence-supported manner. This section should be well-organised, typically divided into subsections based on themes or key discoveries. Elements of the main body include:

© Copyright 2026 MIVA Open University. All Rights Reserved.

- **Chronological or Thematic Arrangement:** Depending on the investigation, findings may be presented in a timeline format or grouped by themes.
- **Presentation of Key Facts:** This includes direct quotes from sources, official records, financial statements, or any other relevant documents.
- **Contextual Analysis:** Beyond presenting raw facts, the journalist must provide context and analysis, explaining the significance of each finding and how it contributes to the broader investigation.
- **Use of Multimedia Elements:** Charts, infographics, photographs, and hyperlinks to supporting documents can strengthen the report and enhance reader engagement.

For instance, in an investigation into police misconduct, the main body may be divided into sections covering specific incidents, testimonies from victims, police responses, and policy loopholes that enable abuse.

Evidence Presentation

Credibility is paramount in investigative journalism. A report must ensure that all claims are backed by verifiable evidence. Strong evidence presentation involves:

- **Citing Multiple Sources:** Using diverse sources, including whistleblowers, official documents, and expert opinions, to validate findings.
- **Including Direct Testimonies:** Witness accounts, leaked emails, or forensic reports add depth and authenticity.

© Copyright 2026 MIVA Open University. All Rights Reserved.

- **Referencing Official Documents:** Government reports, court records, financial statements, and contracts provide strong supporting evidence.
- **Ensuring Clarity and Transparency:** Clearly distinguish between facts, opinions, and allegations, ensuring that speculative claims are not presented as definitive conclusions.

For example, an investigative report on corruption might include leaked financial transactions, interviews with insiders, and official government responses to substantiate allegations.

Conclusion

The conclusion ties together the findings, reinforces the report's significance, and often suggests potential actions. It should:

- **Summarise Key Findings:** Recap the major discoveries without introducing new information.
- **Explain the Implications:** Discuss how the findings impact the public, legal system, or relevant institutions.
- **Provide Recommendations:** Where appropriate, offer suggestions for policy reforms, further investigations, or actions that stakeholders should take.
- **End with a Strong Closing Statement:** A powerful final thought can leave a lasting impact on readers and encourage engagement.

© Copyright 2026 MIVA Open University. All Rights Reserved.

For instance, a conclusion on a report about environmental pollution might highlight the health risks involved, call for government intervention, and urge affected communities to take legal action.

12.2.2 Crafting Compelling Leads

The lead (or lede) is the opening statement of an investigative report, and it determines whether the reader will stay engaged or lose interest. A strong lead must be attention-grabbing, concise, and informative. Here are effective ways to craft compelling leads:

Types of Leads in Investigative Reporting

- **The Hard News Lead:** A straightforward summary of the most critical aspect of the investigation.
    - Example: *"A leaked government document reveals that over $5 million meant for rural healthcare programs was misappropriated by senior officials."*
- **The Narrative Lead:** Uses storytelling to immerse the reader in the investigation.
    - Example: *"Maria had waited six hours in the hospital's emergency room before she was turned away—unaware that the hospital's funds had been siphoned into private accounts."*
- **The Question Lead:** Provokes curiosity by posing a thought-provoking question.

© Copyright 2026 MIVA Open University. All Rights Reserved.

  - Example: *"What if the roads you travel every day were built with substandard materials that could collapse at any moment?"*
- **The Contrast Lead:** Highlights a striking difference to capture interest.
  - Example: *"While the minister of education boasts of improving school infrastructure, our investigation found classrooms with leaking roofs and no desks."*

Tips for Writing a Strong Lead

- **Get to the Point Quickly:** Avoid unnecessary background details in the lead.
- **Use Strong, Evocative Language:** Words that paint a vivid picture create emotional engagement.
- **Make It Relevant to Readers:** Show how the issue affects the public or specific communities.
- **Avoid Clichés and Overused Phrases:** Instead, aim for originality and freshness in language.
- **Test Different Leads:** Write multiple versions and choose the most compelling one.

A well-structured investigative report is the backbone of impactful journalism. By following a clear format that includes a strong introduction, a detailed main body, credible evidence presentation, and a compelling conclusion, journalists can ensure their reports are both informative and persuasive. Additionally, crafting an engaging lead is crucial in capturing and maintaining the reader's attention, ultimately increasing the report's reach and influence.

© Copyright 2026 MIVA Open University. All Rights Reserved.

Mastering these components ensures that investigative journalists can effectively communicate their findings, drive meaningful discussions, and contribute to accountability and transparency in society.

12.3 Developing Strong Writing and Storytelling Techniques

Effective investigative journalism is not just about uncovering the truth; it is also about presenting that truth in a way that engages, informs, and persuades readers. Strong writing and storytelling techniques ensure that investigative reports are both compelling and credible. This section explores how journalists can balance factual reporting with engaging storytelling and how to use language effectively to maintain clarity, neutrality, and credibility.

12.3.1 Balancing Factual Reporting with Engaging Storytelling

Investigative journalism often deals with complex issues that can be overwhelming or difficult for readers to grasp. Using storytelling techniques can make reports more engaging while still adhering to journalistic principles of accuracy and objectivity.

The Role of Narrative in Investigative Journalism

While investigative reporting is rooted in facts, storytelling techniques can help:

- **Humanise the Story:** Connecting investigative findings to real people makes the report more relatable and impactful.

© Copyright 2026 MIVA Open University. All Rights Reserved.

- **Create Emotional Engagement:** Readers are more likely to care about an issue when they can empathise with those affected.
- **Improve Readability:** A well-structured narrative makes complex information easier to follow.
- **Increase Retention:** Readers are more likely to remember and share a story when it is told in an engaging manner.

For example, instead of stating, *"A report found that 60% of rural schools lack access to clean drinking water,"* a journalist could write, *"In a small village in northern Nigeria, children walk two kilometres every day just to fetch drinking water before attending school—an issue affecting 60% of rural schools across the country."*

Techniques for Effective Storytelling in Investigative Journalism

- **Use a Strong Narrative Arc:** Just like a good story, an investigative report should have a clear beginning, middle, and end.
    - **Beginning:** Introduce the issue and why it matters.
    - **Middle:** Present findings in a logical, structured way.
    - **End:** Conclude with the broader implications and possible solutions.
- **Show, Don't Just Tell:** Instead of merely stating facts, describe scenes, people, and emotions where appropriate.
    - Example: Instead of *"Victims of the fraud lost their savings,"* write *"Mrs. Adeyemi, a retired teacher, watched helplessly as her life savings disappeared overnight after trusting a fraudulent investment scheme."*

© Copyright 2026 MIVA Open University. All Rights Reserved.

- **Use Case Studies and Personal Stories:** Including interviews and firsthand accounts makes reports more powerful.
    - Example: A report on police brutality can include the personal testimony of a survivor to illustrate the human impact.
- **Incorporate Suspense and Revelation:** Structuring reports to gradually reveal findings can keep readers engaged.
    - Example: Building tension by presenting partial information and later revealing shocking evidence.

12.3.2 Using Language Effectively for Clarity, Neutrality, and Credibility

Investigative journalists must ensure that their writing is clear, unbiased, and trustworthy. This requires careful attention to language use.

Maintaining Clarity in Investigative Writing

- **Use Simple and Direct Language:** Avoid jargon or overly complex words that may confuse readers.
- **Break Down Complex Issues:** Explain technical or legal terms in simple language.
- **Organise Information Logically:** Use headings, subheadings, bullet points, and short paragraphs to improve readability.

For example, instead of writing, *"The fraudulent financial scheme involved intricate multi-tiered pyramid strategies leading to substantial economic ramifications,"* a clearer version would be: *"The fraud operated like a pyramid*

© Copyright 2026 MIVA Open University. All Rights Reserved.

scheme, where early investors were paid with money from new investors until it eventually collapsed."

Ensuring Neutrality and Objectivity

- **Avoid Loaded Language:** Words with emotional connotations can introduce bias.
    - Instead of *"corrupt politicians,"* use *"officials accused of corruption."*
- **Attribute Claims to Sources:** Clearly indicate where information comes from to avoid appearing opinionated.
    - Example: *"According to government documents obtained by the investigation, over $10 million was unaccounted for."*
- **Present Multiple Perspectives:** Include responses from all parties involved to ensure fairness.

Building Credibility Through Language

- **Use Verifiable Facts:** Always back claims with evidence, documents, or expert opinions.
- **Cite Sources Transparently:** Clearly identify sources and avoid anonymous claims unless necessary for protection.
- **Adopt a Professional and Formal Tone:** While storytelling techniques can make a report engaging, maintaining professionalism ensures credibility.

For instance, instead of making an unsupported claim like, *"Many believe the government is hiding information,"* a credible approach would be: *"Documents*

© Copyright 2026 MIVA Open University. All Rights Reserved.

obtained through a Freedom of Information request suggest that key financial records were withheld from public scrutiny."

Balancing factual reporting with engaging storytelling techniques ensures that investigative reports are both impactful and credible. Journalists must use clear and neutral language to maintain objectivity while crafting narratives that make complex information accessible to readers. By applying these techniques, investigative journalists can produce reports that not only inform but also drive meaningful public discourse and change.

12.4 Applying Ethical and Legal Principles in Report Writing

Investigative journalism carries a significant responsibility—to uncover and report the truth while adhering to ethical and legal standards. Ethical lapses or legal missteps can damage credibility, invite lawsuits, or even put sources and journalists at risk. This section explores the importance of fact-checking, avoiding defamation, and maintaining journalistic integrity, as well as best practices for citing sources, using confidential information responsibly, and ensuring fairness in reporting.

© Copyright 2026 MIVA Open University. All Rights Reserved.

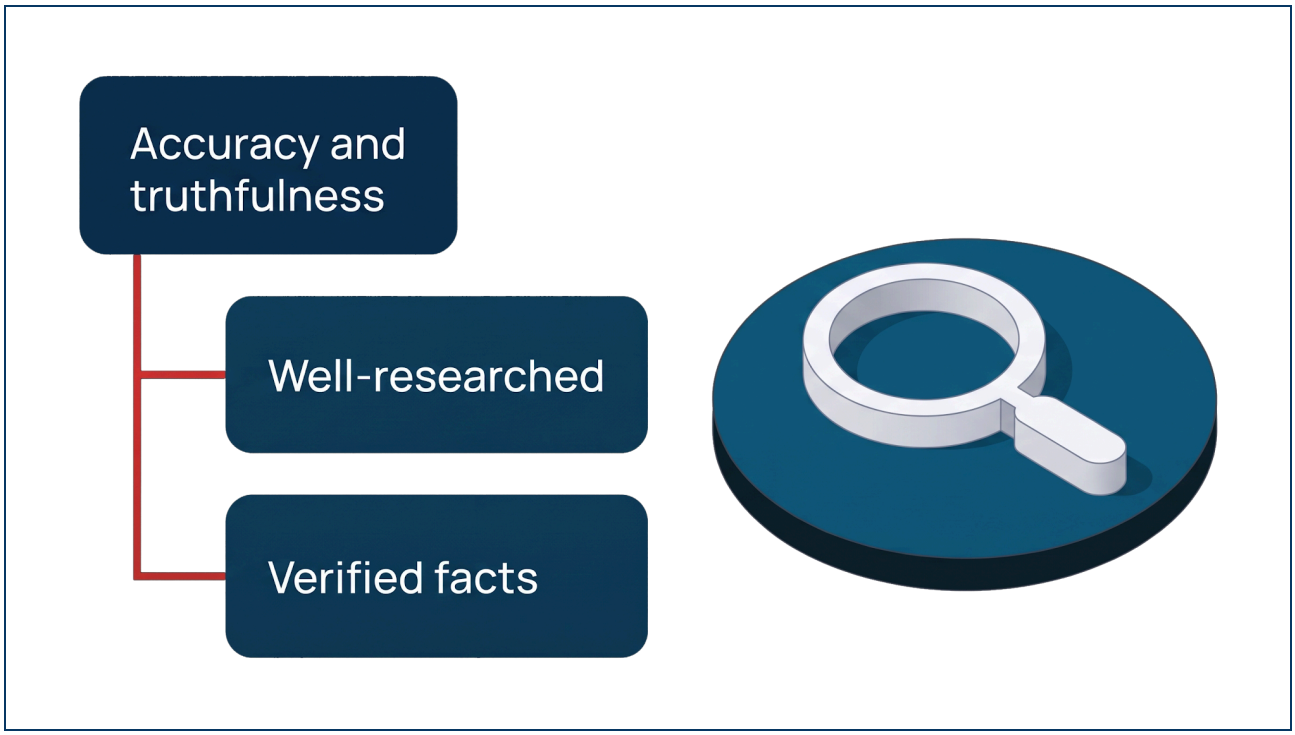

Figure 12.2: Ethical and Legal Principles in Report Writing

12.4.1 The Importance of Fact-Checking and Accuracy

Fact-checking is a fundamental pillar of ethical journalism. Inaccurate reporting can mislead the public, harm reputations, and undermine trust in the media.

Best Practices for Fact-Checking

- **Verify Information from Multiple Sources:** Always cross-check facts with at least two independent sources.
- **Consult Primary Documents:** Whenever possible, rely on official reports, court records, financial statements, or direct statements from involved parties.

© Copyright 2026 MIVA Open University. All Rights Reserved.

- **Use Reliable Fact-Checking Tools:** Platforms like Africa Check and Google Fact Check Explorer help validate claims.
- **Confirm the Authenticity of Multimedia Evidence:** Images, videos, and audio recordings should be analysed for manipulation using digital forensic tools.

For example, if investigating a financial scandal, journalists should examine bank records, interview key figures, and cross-check with regulatory reports before publishing findings.

12.4.2 Avoiding Defamation and Legal Pitfalls

Defamation occurs when false information damages someone's reputation. Investigative journalists must ensure their reports are legally sound to avoid defamation lawsuits.

Understanding Defamation Laws

Defamation laws vary by country, but common elements include:

- **False Information:** The reported claims must be provably false.
- **Harm to Reputation:** The subject must suffer reputational or financial damage.
- **Negligence or Malice:** If reporting is reckless or intentionally misleading, legal consequences may follow.

© Copyright 2026 MIVA Open University. All Rights Reserved.

How to Avoid Defamation

- **Stick to Verifiable Facts:** Avoid speculation and personal opinions in investigative reports.
- **Provide Balanced Coverage:** Include responses from all parties involved to ensure fairness.
- **Use Careful Wording:** Instead of stating, *"The minister stole public funds,"* say, *"Documents suggest the minister may have misappropriated funds, according to investigators."*
- **Offer the Right to Reply:** Allow individuals accused of wrongdoing to respond before publication.

For example, a journalist investigating election fraud should present evidence objectively and cite official sources rather than making unverified accusations.

12.4.3 Maintaining Journalistic Integrity

Journalistic integrity ensures credibility and trust. Investigative journalists must remain independent, truthful, and fair.

Core Ethical Principles

- **Independence:** Avoid conflicts of interest that may compromise objectivity.
- **Accountability:** Correct mistakes promptly and transparently.
- **Transparency:** Disclose sources and methods where possible without endangering sources.

© Copyright 2026 MIVA Open University. All Rights Reserved.

- **Fairness:** Present all sides of a story to ensure balanced reporting.

For instance, when covering a corruption scandal, journalists should investigate both the accuser's and accused's claims before drawing conclusions.

12.4.4 Best Practices for Citing Sources and Using Confidential Information

Sources are the backbone of investigative journalism, but handling them responsibly is crucial.

Properly Citing Sources

- **Attribute Information Clearly:** State where data, quotes, and statistics originate.
- **Use APA or Standard Citation Methods:** Ensure references are properly formatted.
- **Differentiate Between Anonymous and Named Sources:** Clearly explain why anonymity is granted if necessary.

For example, when citing a government report, write: *"According to the 2023 Financial Transparency Report by the Central Bank of Nigeria…"*

Handling Confidential Information Responsibly

- **Protect Whistleblower Identities:** Encrypt communications and use secure dropboxes.
- **Verify Anonymous Sources Carefully:** Ensure their claims are credible and corroborated.

© Copyright 2026 MIVA Open University. All Rights Reserved.

- **Understand Legal Risks:** Know national whistleblower protection laws to safeguard sources and journalists.

A journalist reporting on corporate fraud should ensure that leaked internal documents are authentic and that the source's identity is protected from retaliation.

12.4.5 Ensuring Fairness in Reporting

Fairness in investigative journalism builds credibility and prevents bias.

How to Ensure Fairness

- **Allow All Sides to Speak:** Reach out to accused individuals and institutions before publication.
- **Avoid Sensationalism:** Stick to facts instead of exaggeration.
- **Contextualise Findings:** Explain the broader social, political, or economic context.
- **Acknowledge Limitations:** If certain facts are unknown, state this clearly.

For example, if reporting on labour exploitation, include perspectives from workers, employers, labour unions, and industry regulators for balanced coverage.

Applying ethical and legal principles in investigative report writing is essential for credibility, accuracy, and journalistic responsibility. Journalists must prioritise fact-checking, avoid defamation, maintain integrity, cite sources properly, handle

© Copyright 2026 MIVA Open University. All Rights Reserved.

confidential information responsibly, and ensure fairness in their reporting. By adhering to these principles, investigative journalists can produce impactful reports that inform the public while upholding the highest ethical standards.

In-Text Questions and Answers (ITQs & ITAs)

ITQ 1: Why is it important for an investigative journalist to verify information from multiple sources before publishing a report?

ITA 1: Verifying information from multiple sources ensures accuracy, credibility, and reliability. It helps avoid the risk of spreading misinformation, reduces legal liabilities such as defamation, and strengthens the trustworthiness of the investigative report.

ITQ 2: How can investigative journalists balance engaging storytelling with factual accuracy?

ITA 2: Journalists can balance storytelling with factual accuracy by structuring reports with a clear narrative arc, using verified case studies and testimonies, and maintaining objectivity in language and tone. They should ensure all claims are supported by credible evidence while making the content engaging and accessible to readers.

Conclusion

Study Session 12 has underscored the pivotal role of report writing in transforming investigative journalism's raw findings into compelling, credible, and impactful stories that inform and inspire change. You've explored the

© Copyright 2026 MIVA Open University. All Rights Reserved.

purpose of investigative reports, from exposing wrongdoing and holding power accountable to influencing policy and engaging the public. By mastering the key components of a report—introduction, main body, evidence presentation, and conclusion—you've learned to structure complex information for clarity and persuasiveness. The session's emphasis on balancing factual accuracy with engaging storytelling has equipped you to craft narratives that resonate emotionally while maintaining neutrality and credibility. Ethical and legal principles, such as rigorous fact-checking, avoiding defamation, protecting sources, and ensuring fairness, have been integrated to ensure your reports are defensible and responsible. Through real-world examples like the P&ID scandal and #EndSARS investigations, you've seen how effective report writing drives accountability and reform. You are now better prepared to produce investigative reports that not only inform but also catalyse meaningful societal impact while upholding the highest journalistic standards.

Summary

Report writing is an essential component of investigative journalism, serving as the medium through which findings are communicated to the public. A well-structured report ensures clarity, accuracy, and impact. This session covers the key elements of an investigative report, the importance of strong writing and storytelling techniques, and the ethical and legal principles that must be followed. Additionally, interactive learning activities reinforce key concepts, helping learners apply their knowledge in practical scenarios.

Self-Assessment Questions and Answers (SAQs and SAAs)

© Copyright 2026 MIVA Open University. All Rights Reserved.

SAQ1: What is the primary purpose of writing an investigative report?

Answer: The primary purpose of an investigative report is to present complex, verified facts in a clear, compelling, and structured format, documenting wrongdoing or systemic failures to inform the public and hold power accountable.

SAQ2: How does an inverted pyramid or feature-style narrative structure aid clarity in investigative writing?

Answer: It organises evidence logically by prioritising key findings and compelling leads at the beginning, followed by supporting facts, contextual analysis, and detailed source corroboration to keep readers engaged.

SAQ3: What precautions must an investigative writer take to avoid legal defamation during report writing?

Answer: Writers must ensure precise language, stick strictly to verified facts rather than speculation, maintain a neutral tone, attribute allegations clearly, and provide subjects a fair right of reply.

Multiple-Choice Questions and Answers (MCQs and MCAs)

1. What is the main objective of crafting a compelling lead in an investigative report?

a) To entertain readers with fictional storytelling elements

© Copyright 2026 MIVA Open University. All Rights Reserved.

b) To document core findings immediately and engage the reader's attention with verified, high-impact facts

c) To withhold critical information until the concluding paragraph

d) To promote political propaganda on behalf of media sponsors

Answer: b) To document core findings immediately and engage the reader's attention with verified, high-impact facts

Explanation: A compelling lead introduces the central discovery or main takeaway of the investigation clearly and accurately, establishing the significance of the story from the start.

2. Which language style is essential for maintaining credibility and objectivity in investigative report writing?

a) Highly emotional and sensationalised phrasing

b) Clear, precise, neutral, and factual language free of personal bias

c) Ambiguous terminology to protect the newsroom from criticism

d) Technical jargon designed to confuse lay readers

Answer: b) Clear, precise, neutral, and factual language free of personal bias

Explanation: Effective investigative reports rely on neutral and objective tone, letting verified evidence prove the story rather than loaded or opinionated language.

© Copyright 2026 MIVA Open University. All Rights Reserved.

3. When integrating confidential source information into a published report, a journalist must ensure:

a) The source's real name is published in a footnoted appendix

b) The source's identity is fully protected through agreed pseudonyms or anonymous descriptors while providing context for their credibility

c) All quotes from confidential sources are altered to change their original meaning

d) The source pays a fee to maintain anonymity

Answer: b) The source's identity is fully protected through agreed pseudonyms or anonymous descriptors while providing context for their credibility

Explanation: Protecting source identities is an ethical duty; reporters must describe the source's background enough to establish credibility without exposing their identity.

4. How does thorough fact-checking before publication safeguard an investigative newsroom?

a) It eliminates the need to grant subjects a right of reply

b) It prevents legal liabilities like defamation suits and preserves public trust in the organisation's integrity

c) It guarantees higher commercial advertising rates

© Copyright 2026 MIVA Open University. All Rights Reserved.

d) It allows reporters to skip citing documentary evidence

Answer: b) It prevents legal liabilities like defamation suits and preserves public trust in the organisation's integrity

Explanation: Fact-checking verifies every assertion, name, and metric, shielding news organisations from libel lawsuits and maintaining reporting accuracy.

5. Which element represents a vital structural component of a complete investigative report?

a) Unverified opinion editorials from external columnists

b) A logical presentation of evidence, including leads, background context, supporting data, and fair right of reply responses

c) An absolute refusal to quote opposing viewpoints or official statements

d) A fictionalised re-enactment of events

Answer: b) A logical presentation of evidence, including leads, background context, supporting data, and fair right of reply responses

Explanation: A complete investigative structure incorporates strong leads, thorough contextual evidence, verified data, and balanced responses from accused entities.

© Copyright 2026 MIVA Open University. All Rights Reserved.

Activities

1. Peer-to-Peer Assessment: Evaluating Report Structure

Task: Students will exchange their investigative report drafts with a peer for review. Using the rubric below, they will assess each other's work for clarity, factual accuracy, ethical compliance, and storytelling effectiveness.

Rubric:

- Clarity and Organisation (5 points)
- Accuracy and Evidence-Based Reporting (5 points)
- Ethical Considerations (5 points)
- Engaging Narrative and Readability (5 points)

2. Polls and Surveys: Ethical Dilemmas in Investigative Journalism

Task: Students participate in a live poll where they answer ethical dilemmas in investigative journalism. Example scenarios include handling whistleblowers, verifying anonymous tips, and reporting on sensitive topics.

3. Critical Thinking Discussion Prompt: The Role of Investigative Journalism in Social Change

Discussion Question: Investigative journalism has led to significant policy reforms, such as the #EndSARS movement in Nigeria. How can journalists ensure their reports influence positive change while maintaining objectivity?

© Copyright 2026 MIVA Open University. All Rights Reserved.

Expected Outcomes: Students analyse the balance between advocacy and neutrality in journalism, discussing real-world examples where investigative reporting has driven legal and social reforms.

Report writing is the final and crucial stage in investigative journalism, where findings are presented in a clear, structured, and compelling manner. By applying strong writing techniques, ethical standards, and legal considerations, journalists can ensure their reports serve the public interest effectively. Through interactive exercises such as peer assessments, polls, and critical thinking discussions, learners can deepen their understanding of investigative report writing and its impact on society.

Tutor-Marked Assessments (TMAs)

The following assessments are designed to test your understanding of report writing techniques and ethical/legal considerations in investigative journalism, engaging you with the content through analytical, practical, and reflective exercises. Complete each task to demonstrate your mastery of the concepts covered in Study Session 12.

TMA 1: Report Analysis (30 marks)

Objective: Analyse the structure and effectiveness of a real-world investigative report, focusing on its components and adherence to ethical/legal principles.

Task: Choose one of the following investigative journalism cases referenced in the session:

© Copyright 2026 MIVA Open University. All Rights Reserved.

1. The P&ID scandal (Nigeria, exposed 2019).
2. The #EndSARS investigations (Nigeria, 2020).
3. Sahara Reporters' election malpractice investigation (Nigeria, 2021).

Instructions:

- Write a 400-500 word analysis that:
    - Briefly describes the case and the report's societal impact.
    - Identifies at least two key components of the report (e.g., lead, evidence presentation, conclusion) and evaluates their effectiveness in engaging readers and conveying findings.
    - Discusses one ethical or legal principle (e.g., fact-checking, avoiding defamation, fairness) applied in the report, with specific examples.
    - Reflects on how the report's structure and ethical/legal adherence contributed to its credibility and influence.

Marking Criteria:

- Accuracy and relevance of the case description (6 marks).
- Evaluation of report components with examples (10 marks).
- Analysis of ethical/legal principle application (8 marks).
- Depth of reflection on credibility and influence (6 marks).

TMA 2: Investigative Report Draft (40 marks)

Objective: Develop a draft investigative report on a proposed topic, incorporating session techniques and ethical/legal principles.

© Copyright 2026 MIVA Open University. All Rights Reserved.

Task: Propose an investigative story on one of the following topics in a Nigerian context:

1. Misuse of funds in a public infrastructure project.
2. Labour exploitation in a local industry.
3. Environmental violations by a manufacturing company.

Instructions:

- Create a detailed report draft (500-600 words) that includes:
    - A compelling lead (e.g., narrative, question, or hard news lead) to capture reader interest.
    - A structured outline with an introduction (stating the issue and significance), main body (presenting key findings with evidence), and conclusion (summarising findings and suggesting actions).
    - Integration of at least two storytelling techniques (e.g., humanising the story, using a narrative arc) to enhance engagement.
    - Application of one ethical principle (e.g., citing sources transparently, ensuring fairness) and one legal safeguard (e.g., avoiding defamatory language, verifying evidence).
- Use bullet points or subheadings for clarity where appropriate.

Marking Criteria:

- Effectiveness and relevance of the lead and topic (8 marks).
- Structure and integration of storytelling techniques (12 marks).
- Application of ethical and legal principles (10 marks).

© Copyright 2026 MIVA Open University. All Rights Reserved.

- Clarity and persuasiveness of the report draft (10 marks).

TMA 3: Reflective Essay on Report Writing (30 marks)

Objective: Reflect on the challenges and responsibilities of writing investigative reports, emphasising ethical and storytelling considerations.

Task: Write a reflective essay (400-500 words) addressing the following question: "How can investigative journalists balance engaging storytelling with ethical and legal responsibilities in report writing, and why is this balance critical for impactful journalism?"

Instructions:

- Discuss at least one storytelling challenge (e.g., humanising complex issues, avoiding sensationalism) and one ethical/legal responsibility (e.g., protecting sources, ensuring accuracy).
- Use examples from the session (e.g., P&ID scandal, #EndSARS, Sahara Reporters) to illustrate these challenges and responsibilities.
- Propose practical solutions for achieving this balance.
- Reflect on why this balance is essential for maintaining public trust and driving change.

Marking Criteria:

- Depth of discussion on storytelling and ethical/legal challenges (10 marks).
- Relevance and use of session examples (8 marks).

© Copyright 2026 MIVA Open University. All Rights Reserved.

- Practicality of proposed solutions (8 marks).
- Clarity and structure of the reflection (4 marks).

© Copyright 2026 MIVA Open University. All Rights Reserved.

References/Further Reading

Adams, E. J., & Amarachi, O. J. (2024). Legal and extra legal issues in journalism practice in Nigeria. Journal of Language, Literature, Social and Cultural Studies, 2(3), 135-147.

Africa Check. (2019). Debunking false claims in Nigerian elections. Retrieved from www.africacheck.org

Akangbe, C. A. (2023). A Study of the Yoruba Language Newspapers in the Colonial Era. In Indigenous African Language Media: Practices and Processes (pp. 339-357). Singapore: Springer Nature Singapore.

Amnesty International. (2020). EndSARS: Brutality and extrajudicial killings by Nigerian police. Amnesty International Reports.

Aniukwu, N. (2024). Youths and social vices: a critical evaluation of drug addiction in sweet-sweet codeine. Nigerian Theatre Journal, 49.

Ate, A. A., & Ikerodah, J. O. (2021). Historical appraisal of Chief Obafemi Awolowo and Dr Nnamdi Azikiwe's contributions to Nigeria's journalism. International Journal of International Relations, Media and Mass Communication Studies, 8(1) 1-19.

BBC Africa Eye. (2018). Sweet Sweet Codeine . Available at https://www.bbc.com

BBC Africa Eye. (2019). Sex for Grades: Undercover inside Nigeria's Universities. Retrieved from https://www.bbc.com/africa

BBC News. (2021). Italy court acquits Shell and Eni in Nigeria corruption case. Retrieved from https://www.bbc.com

Bernstein, C., & Woodward, B. (1974). All the President's Men. Simon & Schuster.

© Copyright 2026 MIVA Open University. All Rights Reserved.

Bjerknes, F. (2022). Inventive factfinders: Investigative journalism as professional self-representation, marker of identity and boundary work. Journalism Practice, 16(6), 1037-1056.

BudgIT. (2020). Tracking government spending in Nigeria. Retrieved from https://www.budgit.org

Cancela, P., Gerber, D., & Dubied, A. (2021). “To Me, It's Normal Journalism” Professional Perceptions of Investigative Journalism and Evaluations of Personal Commitment. Journalism Practice, 15(6), 878-893.

Cancela, P., Gerber, D., & Dubied, A. (2021). “To Me, It's Normal Journalism” Professional Perceptions of Investigative Journalism and Evaluations of Personal Commitment. Journalism Practice, 15(6), 878-893.

Cockfield, A. (2021). Secrets of the Panama papers: how tax havens exacerbate income inequality. Colum. J. Tax L., 13, 45.

Colbran, M. (2022). Crime and Investigative Reporting in the UK. Policy Press.

Dagba, G., Opoku, P., Amankwa, M. O., & Nyadera, I. N. (2022). Investigative journalism and anti-corruption: Public perception on Anas’s approach in Ghana. Journal of African Media Studies, 14(3), 363-383.

Dagba, G., Opoku, P., Amankwa, M. O., & Nyadera, I. N. (2022). Investigative journalism and anti-corruption: Public perception on Anas’s approach in Ghana. Journal of African Media Studies, 14(3), 363-383.

De Burgh, H. (2020). Investigative Journalism: Context and Practice . Routledge.

Global Investigative Journalism Network (2023). Ethics in Undercover Reporting.

Global Investigative Journalism Network: Defining the Craft What Is Investigative Journalism? – Global Investigative Journalism Network

© Copyright 2026 MIVA Open University. All Rights Reserved.

Global Witness. (2018). Shell and Eni's Misadventures in Nigeria. Retrieved from https://www.globalwitness.org

Global Witness. (2021). Illegal Mining in Zimbabwe . Retrieved from https://www.globalwitness.org

Heft, A. (2019). The Panama Papers investigation and the scope and boundaries of its networked publics: Cross-border journalistic collaboration driving transnationally networked public spheres. Journal of Applied Journalism & Media Studies, 8(2), 191-209.

International Consortium of Investigative Journalists (ICIJ). (2023). About Us . Retrieved from https://www.icij.org

Karadimitriou, A., von Krogh, T., Ruggiero, C., Biancalana, C., Bomba, M., & Lo, W. H. (2022). Investigative journalism and the watchdog role of news media: Between acute challenges and exceptional counterbalances.

Lunga, C. M. (2024). Technological Affordances and Journalistic Agency in Collaborative Investigative Journalism in Southern Africa: A Case of the# GuptaLeaks Investigation. In The Palgrave Handbook of Global Digital Journalism (pp. 241-253). Cham: Springer Nature Switzerland.

Maeda, Y., Suzuki, Y., Asada, Y., Yamamoto, S., Shimpo, M., & Kawahira, H. (2022). Training residents in medical incident report writing to improve incident investigation quality and efficiency enables accurate fact gathering. Applied Ergonomics, 102, 103770.

Murphy, B., & Murphy, B. (2021). Theory and practice of undercover investigations. Regulating Undercover Law Enforcement: The Australian Experience, 79-99.

© Copyright 2026 MIVA Open University. All Rights Reserved.

Obi-Ani, P., & Onu, A. (2022). Military factor in Nigerian history since 1960. Nsukka Journal of the Humanities, 30(2), 16-47.

Olaniyan, A., & Akpojivi, U. (2021). Transforming communication, social media, counter-hegemony and the struggle for the soul of Nigeria. Information, Communication & Society, 24(3), 422-437.

Oyedokun, D. M. (2022). Social Responsibility of the Media and the Challenges of Investigative Journalism in Nigeria. Zaria Journal of Communication, 7(1).

Paik, S. (2023). Journalism ethics for the algorithmic era. Digital Journalism, 1-27.

Perloff, R. M., & Kumar, A. (2022). The Press and Watergate at 50: Understanding and Reconstructing a Seminal Story. Journalism Practice, 16(5), 797-812.

Perloff, R. M., & Kumar, A. (2022). The Press and Watergate at 50: Understanding and Reconstructing a Seminal Story. Journalism Practice, 16(5), 797-812.

Premium Times. (2020). Fisayo Soyombo's Prison Investigation. Retrieved from https://www.premiumtimesng.com

Premium Times. (2018). How $1.1bn OPL 245 scam was carried out – Global Witness. Retrieved from https://www.premiumtimesng.com

Premium Times. (2019). Nigerian Senate moves to criminalise sexual harassment in universities. Retrieved from https://www.premiumtimesng.com

Premium Times. (2021). Investigating SARS: A collaborative effort. Retrieved from https://www.premiumtimesng.com

Russo, C. J. (2021). An update on the clerical sex abuse scandal in the Catholic Church in the United States and its impact on education. International Studies in Catholic Education, 1-14.

© Copyright 2026 MIVA Open University. All Rights Reserved.

Sahara Reporters. (2019). After BBC Sex-for-Grades report, Nigerian universities revise sexual harassment policies. Retrieved from https://www.saharareporters.com

Sahara Reporters. (2019). OPL 245: The Fraud That Exposed Nigeria's Oil Sector. Retrieved from https://www.saharareporters.com

Stray, J. (2021). Making artificial intelligence work for investigative journalism. Algorithms, Automation, and News, 97-118.

Terry, K. J. (2015). Child sexual abuse within the Catholic Church: A review of global perspectives. International Journal of Comparative and Applied Criminal Justice, 39(2), 139-154.

Wuergler, L., Cancela, P., Gerber, D., & Dubied, A. (2023). Identifying investigative pieces: A multi-step method for spotting a blurred journalistic genre. Journalism Studies, 24(14), 1754-1774.

Zukić, M., & Zukić, A. (2025). Defamation Law and Media: Challenges of the Digital Age. MAP Education and Humanities, 5, 98-109.

© Copyright 2026 MIVA Open University. All Rights Reserved.

Glossary of Terms

Accuracy: The foundational principle requiring every statement, quote, and data point in an investigative report to be rigorously verified against objective facts.

Archives: Collections of historical public records and official documents that provide background context and evidence for investigative projects.

Audio-Visual Evidence: Video footage, call recordings, or photographs used as corroborating evidence during crime reporting and fact-gathering.

Authoritarianism: A political system that restricts media freedom, imposes censorship, and actively suppresses investigative reporting through intimidation or legal sanctions.

Background Interview: An interview conducted where information provided can be used in the story, but the source cannot be directly named or identified.

Chronological Structure: A report writing format that organises facts and evidence in the order they occurred over time to trace systemic wrongdoing.

Civil Defamation: A legal action brought by an individual or entity seeking monetary damages for published false statements that harm their reputation.

Closed-Ended Questions: Direct, specific interview questions designed to elicit precise answers or confirmation of concrete facts.

Code of Ethics: A set of professional standards and moral guidelines that journalists follow to maintain integrity, honesty, and accountability.

Collaborative Journalism: A practice where journalists or newsrooms pool resources and share cross-border data to investigate complex international crimes.

© Copyright 2026 MIVA Open University. All Rights Reserved.

Confidentiality: The ethical and legal duty of a journalist to protect the identity of anonymous sources who provide sensitive information.

Contempt of Court: A legal offence committed when a published report disobeys judicial orders, disrupts court proceedings, or prejudices an active trial.

Courage: An essential personal attribute enabling investigative journalists to pursue sensitive leads despite intimidation, physical threats, or political pressure.

Cross-Referencing: The process of comparing statements or data against multiple independent sources to verify their authenticity and accuracy.

Cybercrime Act: Legislation often weaponized by state actors to censor digital reporting, intimidate online journalists, and criminalise investigative work.

Data Journalism: The practice of analysing structured digital datasets, financial records, and statistical data to uncover hidden patterns or wrongdoing.

Defamation: The publication of false statements that cause harm to a person's, business's, or institution's reputation.

Digital Sources: Online tools, metadata, electronic databases, satellite images, and social media trails used to gather and verify facts.

Document Sources: Physical or digital paper trails—such as court filings, financial ledgers, and official memos—that provide concrete proof of claims.

Emotional Resilience: The psychological strength that helps journalists manage stress, threats, trauma, and burnout during lengthy, high-risk investigations.

Ethical Integrity: Adherence to high moral principles and professional standards, ensuring that truth and public interest take priority over external pressures.

© Copyright 2026 MIVA Open University. All Rights Reserved.

Fairness: The principle of presenting all side-specific facts objectively and providing subjects of accusations a fair right of reply.

Follow the Money: An investigative technique focused on tracking financial transactions, procurement logs, and bank records to expose corruption and fraud.

Human Sources: Individuals—such as whistleblowers, eyewitnesses, experts, and insiders—who provide firsthand accounts or context for investigations.

Hypothesis: A clear, preliminary theory developed by an investigator to direct evidence gathering and structure research questions.

Independence: Freedom from political, commercial, or personal conflicts of interest, allowing journalists to report without external control.

Inquisitive Curiosity: A defining reporter trait characterised by a deep desire to question surface narratives and uncover hidden truths.

Inverted Pyramid: A reporting structure that prioritises the most important findings and leads at the start, followed by supporting evidence and background details.

Investigative Journalism: Systematic, in-depth reporting that uncovers deeply hidden truths, corruption, or systemic failures using original research.

Lead: The opening line or paragraph of an investigative story that captures key findings and engages reader interest with factual impact.

Libel: Published, permanent written false statements that defame an individual's or institution's standing in society.

Media Ownership: The control of newsrooms by corporate or political entities, which often creates conflicts of interest and triggers self-censorship.

© Copyright 2026 MIVA Open University. All Rights Reserved.

Muckrakers: Early 20th-century Progressive Era American journalists who exposed corporate monopolies, government misconduct, and social abuses.

Off-the-Record: An agreement where information shared by a source cannot be published or attributed to them in any form, serving only as background guidance.

On-the-Record: An agreement where all statements made by an interviewee can be directly quoted, published, and attributed to them by name.

Open-Ended Questions: Broad interview prompts that allow subjects to explain events in their own words, providing rich context and unexpected leads.

OPL 245: A major Nigerian corruption scandal involving multinational oil companies and government officials over illicit oil block acquisition fees.

Panama Papers: A 2016 global cross-border investigation that analysed millions of leaked files to reveal international offshore tax havens and shell companies.

Persistence: The determination of an investigative reporter to continue pursuing leads despite administrative delays, threats, or obstacles.

Public Interest: The principle that investigative stories must address systemic issues, corruption, or wrongdoing that directly impact societal well-being.

Public Records: Government-maintained documents—such as land titles, corporate registries, and budget allocations—that are accessible to citizens and press.

Reflective Practice: The regular self-evaluation of field methodologies, personal biases, and ethical decisions to improve investigative competence.

Right of Reply: The mandatory ethical procedure of giving accused subjects a fair and timely opportunity to respond to specific findings prior to publication.

© Copyright 2026 MIVA Open University. All Rights Reserved.

Routine News Reporting: Daily event coverage that relies primarily on official press releases, planned events, and reactive reporting under tight deadlines.

Safety Protocols: Operational guidelines implemented to protect reporters and sources from physical violence, surveillance, and digital compromise.

Scepticism: A critical mindset that prompts journalists to question unverified statements and require concrete proof before accepting claims.

Spotlight Team: *The Boston Globe* investigative unit that uncovered systemic sexual abuse cover-ups within the Catholic Church in 2002.

Structured Interview: A formal interview technique that adheres strictly to a predetermined set of questions without deviating into open conversation.

Sub Judice: A legal restriction prohibiting public commentary or media reporting that could prejudice active court proceedings or influence judicial verdicts.

Systematic Methodology: A structured, step-by-step approach to gathering, verifying, cross-referencing, and organising data during long-term research.

Tough Questioning: An interview approach designed to challenge inconsistencies, expose falsehoods, and hold evasive public figures accountable.

Transparency: The openness of institutions in making decisions, financial allocations, and operations accessible to public scrutiny.

Trial by Media: The unethical practice of pronouncing a suspect guilty in news coverage before a court of law reaches a formal verdict.

Unstructured Interview: An informal, flexible interview format used during initial exploratory stages to discover new information and build rapport.

© Copyright 2026 MIVA Open University. All Rights Reserved.

Verification: The rigorous process of establishing the factual truth, authenticity, and accuracy of gathered information before publication.

Victim Dignity: The ethical commitment to respect the privacy, psychological boundaries, and emotional state of traumatised individuals during reporting.

Watchdog Role: The democratic responsibility of media to scrutinise powerful institutions, expose wrongdoing, and hold leaders accountable.

Watergate Scandal: A landmark 1970s U.S. investigation by Woodward and Bernstein that exposed White House political espionage and led to President Nixon's resignation.

Whistleblower: An insider within an organisation who secretly reveals covert wrongdoing, corruption, or illegal activities to journalists or authorities.

Witness Protection: Ethical and practical measures deployed to protect vulnerable human sources from retaliation, physical harm, or legal exposure.

© Copyright 2026 MIVA Open University. All Rights Reserved.